



Marguerite Aquatic Center
Mission Viejo, California
August 7-11

Timeline

Start Times Men	Event	Start Times Women
Wednesday, August 7, 2013		
8:00 a.m.	1-2: mixed 1500 free (deck seeded)	8:00 a.m.
	<i>Approximate finish time 9:00 p.m.</i>	
Thursday, August 8, 2013		
8:00 a.m.	3-4: 100 breaststroke	8:50 a.m.
9:30 a.m.	5-6: 200 IM (deck seeded)	10:50 a.m.
11:55 a.m.	7-8: 100 backstroke	12:35 p.m.
1:15 p.m.	9-10: 200 freestyle (deck seeded)	2:50 p.m.
4:05 p.m.	11-12: 200 medley relay	4:45 p.m.
	<i>Approximate finish time 5:30 p.m.</i>	
Friday, August 9, 2013		
8:00 a.m.	13-14: 50 breaststroke	8:30 a.m.
8:55 a.m.	15-16: 200 backstroke (deck seeded)	9:55 a.m.
10:55 a.m.	17-18: 50 butterfly	11:25 a.m.
11:50 a.m.	19: mixed 200 freestyle relay	11:50 a.m.
12:50 p.m.	21-22: mixed 800 freestyle (deck seeded)	12:50 p.m.
	<i>Approximate finish time 6:00 p.m.</i>	
Saturday, August 10, 2013		
8:00 a.m.	23-24: 400 IM (deck seeded)	9:30 a.m.
10:50 a.m.	30-minute warm-up in competition pool	10:50 a.m.
11:20 a.m.	25-26: 100 butterfly	12:00 p.m.
12:25 p.m.	27-28: 50 freestyle	1:10 p.m.
1:40 p.m.	29-30: 200 breaststroke (deck seeded)	2:45 p.m.
3:35 p.m.	31-32: 200 freestyle relay	4:15 p.m.
4:50 p.m.	33: mixed 200 medley relay	4:50 p.m.
	<i>Approximate finish time 6:00 p.m.</i>	
Sunday, August 11, 2013		
8:00 a.m.	35-36: 200 butterfly (deck seeded)	8:40 a.m.
9:05 a.m.	37-38: 100 freestyle	10:10 a.m.
10:50 a.m.	39-40: 50 backstroke	11:20 a.m.
11:45 a.m.	41-42: 400 freestyle (deck seeded)	1:55 p.m.
	<i>Approximate finish time 3:45 p.m.</i>	

This timeline is **only a guide** for use in determining the **approximate** start of all events. We may run ahead of or behind the estimate. It is the responsibility of all swimmers to get to the pool well before their events and be behind the blocks before their events start.

All swimmers must check in for all deck-seeded events by the check-in deadlines!

WELCOME

to the

2013

Marriott® U.S. Masters Swimming

Summer National Championship

At the
Marguerite Aquatic Center
Mission Viejo, Calif.

Hosted by
Mission Viejo Nadadores



Sanctioned by the Southern Pacific Masters Swimming Committee for USMS, Inc.
Sanction number 333-S001

***Proud to
Sponsor the
Mission Viejo
Nadadores
Masters***

Enterprise Rental Car
Farrell's Ice Cream Parlour
Mission Viejo
Saddleback College Aquatics
CalSateSolar
El Polo Loco
Oakley
Glenda Carroll



Don't Let Your Retirement Start Without You?



"Compound interest is the eighth wonder of the world. He who understands it, earns it ... he who doesn't ... pays it." — Albert Einstein

"Good planning and hard work lead to prosperity, but hasty shortcuts lead to poverty." Proverbs 21:5 NLT — King Solomon

Let me show you how you can put the advice of these wise individuals into practice.

Marlow Peterson CPA

(949) 589-9185 • petermarlow@dslextreme.com • License #0H51647



City of Mission Viejo

Office of the Mayor and City Council

Rhonda Reardon
Mayor

Trish Kelley
Mayor Pro Tem

Dave Leckness
Council Member

Cathy Schlicht
Council Member

Frank Ury
Council Member

July 1, 2013

Dear Swimmers, Supporters, and Spectators:

On behalf of my colleagues on the Mission Viejo City Council, I welcome all of you to the 2013 Marriott U.S. Masters Swimming Summer National Championships hosted by our world famous Mission Viejo Nadadores!

We are honored to have you in our City, and I hope that while you are here you will have time to explore our beautiful City. The City celebrated its 20th Anniversary in March of 2008, which included big community events emphasizing on the Olympics. As a spectacular conclusion to our 20th Anniversary, the City had the honor of having a float in the 2009 Rose Parade. This award winning float, appropriately named "Making A Splash", had members and former members of the Mission Viejo Nadadores diving, somersaulting, and cannon-balling into about 10 tons of water as the float made it down 5 ½ miles of the parade route. We were proud to have Olympian Greg Louganis, Olympian Brian Goodell, Olympian Chloe Sutton, Olympian Julie Foudy and residents of Mission Viejo riding on this float. The float was specifically designed to build and embrace community with emphasis on our sports and was a celebration of the City's heritage, history and future.

Congratulations and best wishes to all of the outstanding coaches and athletes who have earned the opportunity to participate in this championship. I wish you the best and hope you achieve your best times ever. "Make Living Your Mission" has become Mission Viejo's official slogan and is a true reflection of how the people in Mission Viejo live life to the fullest in every aspect. We are very proud of our City and our Nadadores. So many champions have come out of this program.

I encourage you to visit Florence Joyner Olympiad Park, on the corner of Alicia Parkway and Olympiad Road, to view our tribute to the many Olympic Champions who have called Mission Viejo home. I hope you enjoy your stay here in Mission Viejo and that you will take home many pleasant memories from this beautiful City.

Sincerely,

Rhonda B. Reardon
Mayor





agonswim.com

AGONS
SWIM

info@agonswim.com www.agonswim.com 1.877.718.9403



MISSION VIEJO

NADADORES

SWIMMING

25108B Marguerite Pkwy. #175
Mission Viejo, CA 92692-2400
Phone (949)380-2552
Fax (949)461-0025
mvnswim.org

August 7, 2013

Dear Masters Swimmers and Friends,

On behalf of the athletes, coaches, members, and the board of directors, I welcome all of you to the 2013 Marriott U.S. Masters Swimming Summer National Championship!

This is the fourth time the Mission Viejo Nadadores have hosted the Masters Nationals and we look forward to some blazing fast times as well as catching up with so many of our friends from around the United States.

“Swimming in the OC” is made possible with the hard work and dedication of many volunteers, and financial support from local businesses and the USMS Sponsors. I hope that you notice them, listed throughout the meet program and thank them with your patronage.

To the officials, coaches, meet personnel and volunteers, we extend our thanks for giving us the chance to cheer our fellow swimmers and friends on. To all the swimmers, we congratulate you on your competitive spirit, determination and commitment to the sport of swimming. I wish you an enjoyable meet and hope you achieve your best times ever.

Warmest regards,

Coach Mark Moore

Meet Director

Mission Viejo Nadadores

jetBlue[®]

Is a proud supporter of the
Mission Viejo Nadadores
Masters



2013
U.S. Masters Swimming
Summer National Championship
Meet Committee

*Special Thanks
to our Meet Committee and Volunteers*

Meet Director – Mark Moore	Facilities – Val Trowbridge
Head Officials – Herb Schwab, Omar DeArmes	Head Starter – Pat Baker
HY-TEK Operator – Tom Taylor	Chief Judge – Ed Saltzman
USMS Rules Liaison – Kathy Casey	Timing System – Steve Quan
Clerk of Course – Judy Divan, Alina DeArmes	Registration – Laura Winslow
Meet Program – Nora Gard/USMS National Office	Logo/Art Design – Kim Burton
Meet Announcing Chair – Jerry Prefontaine	Awards – Gwen Uthus, Alison Mitchell
Records/Top 10 – Walt Reid, Kim Thornton	Social Event – Kathy Love, Patricia Holbrook
Deck Marshals – Maggie Williams-Dalgart	Hospitality – Deanne Weissman
Timers – Mission Viejo Nadadores	Signage – Kim Burton
Special Events – Mark Moore	Volunteers – Kate Schreiber, Bev Montrella
Lifeguards – Mission Viejo YMCA, Trish Commons	Concessions – Dean McElroy
Meet Liaisons – Barry Fasbender, Erin Shields	Medical – Scott Hammond
Meet Support – USMS Championship Committee	Meet Shuttle – Eileen Span

Championship Meet Supporters

City of Mission Viejo Marguerite Tennis Center	Southern Pacific Masters Swimming
Mission Viejo YMCA	Casta Del Sol Golf Course
South County Chamber of Commerce	

THANK YOU FOR YOUR SUPPORT!

K180™



Water tight fit for long lasting comfort.
Thanks to asymmetrical - anatomic lens design,
the K180 offers a natural water tight fit.

 **Aqua Sphere®**

www.aquasphereswim.com

2013
U.S. Masters Swimming
Summer National Championship
Gold Medal Sponsors

The Mission Viejo Nadadores Masters and the Local Organizing Committee would like to thank the following people for their contribution to this event. These individuals will receive a commemorative gift and are entitled to VIP hospitality at the meet.

Joel Acosta
Richard Adcock
Martha Alexander
Christie Altman
Lisa Augerson
Douglas Bailey
Donald Baker
Gini Baker
Barbara Baptista
John Beattie
John Bell
Laurie Bisogno
William Blake
Sue Bloomfield
Nick Boshoff
Ralph Bovard
Kitten Braaten
Bill Brenner
Terrell Brown
Kim Burton
Joseph Busch
Rob Butcher
Linda Callaway
Chris Campbell
John Campbell
Kathrine Casey
Marc Catalo-Madruga
Vyacheslav Chereukhin
Christine Chessen
Ben Christoffel
Christie Ciraulo
Diana Ciraulo
Becky Cleavenger
Jim Clemmons
Jim Conkey
Nancy Conkey
Bob Couch
Chris Courtney
John Crane
Lisa Dahl
William Daugherty
Nadine Day
James DeLacy
Wayne Deloney
David Diehl
Philipp Djang
Michael Doane
Diana Dolan LaMar
Mindy Dougherty
Jerome Enright
Barry Fasbender

John Fields
Anne Fisher Campbell
Emma Flinn
Susan Foster
Drury Gallagher
David Gildea
Larry Golden
Dara Goldsmith
Dana Greene
Tracy Grilli
Michael Groaning
William Grohe
Jack Groselle
Laura Groselle
David Guthrie
Heather Hagadorn
Art Hale
Henry Halff
Marty Hendrick
Ida Hlavacek
Tom Holmberg
Tate Holt
Donna Hooe
Duncan Houldsworth
Joseph Jackson
Eric Jackwin
Lee Jacobs
Kendal Jacobson
Kristin Jaffe
Katy James
Doug Jelen
Valerie Jenkins
Melinda Kalin
Nancy Kirkpatrick-Reno
Catherine Kohn
Beata Konopka
Nancy Kryka
Willard Lamb
Linda Larson
Megan Lassen
Aaron Levy
Jesse Macias
Jackie Marr
Doug Martin
Jim Matysek
Christine Maxbauer
Randy Mayall
Cary Mc Gregor
Michael McWhorter
Simon Millar
Celeste Miller

Alison Mitchell
Mariyeh Muller
Susan Munn
Lyle Nalli
Deidre Novotny
Gregory Pash
Jeffrey Perout
John Phillips
Tom Podmajersky
Michael Power
Allison Price
Bruce Procton
Phyllis Quinn
Walter Richardson
Jenny Richter
Nancy Ridout
Heather Rietz
Steve Ripic
Jonelle Schmidt
Bob Seagraves
Luke Shaheen
Ruth Shaps
James Shaw
Bill Sherman
Ellen Shockro
Rita Simonton
Diane Smith
Jody Smith
Paul Smith
Robin Smith
Susan Sorensen
Karin Stokes
Niki Stokols
Noel Strauss
David Sway
Ralph Swiger
Naomi Szekeres
Hermine Terhorst
Anthony Thompson
Greg Tull
Laura Val
Rosa Ventura
Kristin Volz
Gerard Von Hoffmann
Sue Watts
Linda Webb
Sarah Welch
Diane Wheatley
Jordan Wolle
Marian Wolle
Lynn Wymelenberg

Thank you



E-Z UP® INSTANT SHELTERS®
#1 Best Selling Instant Shelter In the World™

*A Proud Sponsor
of the
**Mission Viejo
Nadadores
Masters***

Oggi's™

SPORTS | BREWHOUSE | PIZZA

The great **getting-together** place.™

- **40 Flat Screens**
- **30 Beer Taps**
- **Full Service Bar**

**23641 Via Linda
Mission Viejo**

(across street from Alicia Park Baseball fields)

Casta Del Sol
8 am-2pm Restaurant
8 am-6:30pm Full Bar
10 am - 5:30pm BBQ



Come Enjoy the View, Lunch and Cocktails!

Breakfast Burittos • Omelettes • Sandwiches

Burgers • Hotdogs • Cocktails • Chips • Sodas • Snacks

Casta Del Sol Golf Course • 27601 Casta Del Sol Road, Mission Viejo, CA 92692 • (949)470-4996

Contents

Time Line	<i>Inside Front Cover</i>
Meet Information	3
Club Roster — Local Clubs	9
Club Roster — Regional Clubs	13
Athlete Roster (by Club)	14
Day 1 — Wednesday, August 7	23
Day 2 — Thursday, August 8	27
Day 3 — Friday, August 9	41
Day 4 — Saturday, August 10	55
Day 5 — Sunday, August 11	67
National Records	79
World Records	90
Pool Records	98
Facility Map	100

IT'S TIME FOR OUR HARD WORK TO PAY OFF

you've followed the black line through spring's
warmth and tapered your bodies through summer's heat
we know you and 1,400 of your closest friends are race ready



blueseventy[®]



blueseventy is exclusively focused on making the best fitting and fastest swimsuits in the world. To learn more about our products visit blueseventy.com

Meet Information

LANE NUMBERING

If you are standing behind the blocks at the primary start end of the pool, the blocks will be numbered 1 thru 8 from right to left. When standing behind the blocks at the far end for the 50s, the blocks will be numbered 1 thru 8 from left to right. Make sure you pay attention when you report to your lane. There will be timers to collect and check relay cards, and to assist you onto the blocks if you need assistance. Give your name to the timer to verify that you are in the correct lane and heat.

FLYOVER STARTS

Throughout the meet (with the exception of the 50s, backstroke events and medley relays), we will be using flyover starts for both individual events and freestyle relays. This means that when you finish your event, you must hang on the corner of your lane until your heat finishes and the next heat begins. Once the next heat begins you may exit the pool (either from your lane or to a ladder on the side).

SEEDING

The 50s and 100s have been preseeded, with the oldest age groups first, slowest to fastest within each age group, men and women separate. All other events except the 1500 and 800 will be deck seeded slowest to fastest by entry time, regardless of age, men and women separate. The 1500 and 800 will be deck seeded slowest to fastest by entry time, regardless of age with men and women combined. **All events 200 meters and longer will be deck-seeded and require positive check-in.** The men's heats will precede women's heats for each event (except the 1500 and 800).

CHECK-IN FOR ALL INDIVIDUAL EVENTS 200 METERS AND ABOVE

Positive check-in is required for events 200 meters and longer. Check-in can be done in person at the pool or online. Coaches or teammates may check in for those swimmers whose travel plans do not permit check-in by the deadlines. Check-in online at usms.org/comp/lnats13/heats/checkin.php. Failure to check in will result in the swimmer being scratched from the event and the swimmer will not be permitted to swim that event at another time.

CHECK-IN TIMES

For each of the following events, online check-in (at usms.org) opens Monday at 7:00 a.m. (PDT) and closes at the same time as onsite deadlines. Onsite check-in for all events will open Monday at noon (PDT) and will close according to the following schedule:

Wed., August 7	1500 freestyle	7:00 a.m.
Thur., August 8	200 IM 200 freestyle	7:00 a.m.
Fri., August 9	200 backstroke 800 freestyle	7:00 a.m.
Sat., August 10	400 IM 200 breaststroke	7:00 a.m.
Sun., August 11	200 butterfly 400 freestyle	7:00 a.m.

SCRATCHES

Any swimmer failing to report to the proper lane in the correct heat of an event shall be scratched from that event and shall not be permitted to swim that event at another time.

RELAY INFORMATION

Swimmers and coaches may enter relays until 3:00 p.m. on the day before the relay is scheduled. Each competitor is allowed to swim only one freestyle relay, one medley relay, one mixed freestyle relay and one mixed medley relay. The entry fee for each relay is \$12 (cash or check only). Relay entries are submitted at the relay desk in the registration area. Each of the four members of the relay team must be registered with the same Masters club. The relay entry fee is in addition to individual events. Complete relay information is available at the relay desk in the registration area. Relay cards may be picked up at 8:30 a.m. on the day of the relay, at the relay desk located near registration.

Substitution of swimmers is allowed until the relay swim starts. You must enter any changes on the relay card prior to giving the card to the lane timer just before the relay is swum. No changes in age group or seed time are allowed. Any change of swimmers must keep the relay team in the same age group or the relay will be disqualified.

Relay cards will not be checked for mistakes and omissions made by club representatives. Disqualifications resulting from mistakes and omissions shall not be reconsidered. Accuracy and completeness are the responsibility of the coaches and/or swimmers submitting the relay cards.

RELAY DEADLINES

Weds., August 7	200 medley relay (men and women)	3:00 p.m.
Thurs., August 8	200 mixed freestyle relay	3:00 p.m.
Fri., August 9	200 freestyle relay (men and women) 200 mixed medley relay	3:00 p.m.

VISIT OUR TECH REPAIR CENTER

Professional Outsource IT Provider

WE GO ONSITE 24/7 • SERVING ORANGE COUNTY SINCE 1998



949 699-6619

www.orangecountycomputer.com

www.occloud9.com

- Managed Services Provider/Outsourced IT Services
- Have your computer repaired the correct way by **Microsoft Certified Technicians**
- In-house **Laptop Specialist**, all brands supported
- **Quick turn-around** on all repairs
- **Network Design, Deployment and Administration**
- **Data Recovery** on hard drive failures
- **Hardware, Software and Volume Licensing Sales**
- **Custom Built Servers, Desktops and Gaming Systems**
- **Mail Exchange and Email hosting**
- **Website Design/Server Hosting & Co-Location, Domain hosting**
- **Off-Site Backup**



TECH REPAIR CENTER HOURS M-F 9-6 Sat 10-3
21092 Bake Parkway, Suite 100 Lake Forest
Saturday-Sunday by appointment only

If you are searching for professional, reliable movers for a local Orange County or Southern California move, long distance movers to Central California, the San Francisco Bay Area and Northern California or interstate movers with quick delivery to destinations in the Western United States, then Terry Moving and Storage is the best choice for you. Along with professional packing, crating and moving services, you can count on us for door to door full service storage solutions, self service storage and mobile storage anywhere in Orange County, CA.

We have a long history of satisfied moving and storage customers in the Orange County area and throughout the Western US. With 25 years of moving experience and an A+ rating with the Better Business Bureau, we know how to make a move happen quickly and efficiently.

You'll be happy with our rates and professionalism...

Terrymovers
STORAGE & SUPPLIES

PUC Cal-T-189603

US DOT 649215

Call us at
(949) 587-9490
or Toll Free at
866-648-MOVE(6683)
any time between
8:00AM and 10:00PM
to talk to us and get
a free estimate and
moving tips!

Meet Information

WARM-UP TIMES

The competition pool will be open for warm-up on Tuesday, August 6, from 12:00 p.m. to 7:00 p.m. On competition days, both the competition pool and the warm-up pool will be open from 6:30 a.m. until 7:50 a.m. and the warm-up pool will be available from 6:30 a.m. until the conclusion of the day's final event. The competition pool will reopen for a 30-minute warm-up on Saturday after the 400 IM. The competition pool will be open for at least 30 minutes following the last event each day and until at least 7:00 p.m. on Wednesday, August 7.

WARM-UP PROCEDURES

Swimmers must enter the pool feet first in a cautious and controlled manner. No diving or backstroke starts will be allowed except in designated sprint lanes. There will be a designated sprint lane in the warm-up pool and diving and backstroke starts will be allowed throughout the meet. Two lanes will be designated as one-way sprint lanes during the pre-meet warm-up session in the competition pool only. Any swimmer who acts in an unsportsmanlike or unsafe manner within the swimming venue may be considered for appropriate action or penalty by the referee (rule 102.13.3). Pull buoys, kickboards, fins, and hand paddles are not allowed in the competition pool or the warm-up pools.

SPLIT NOTIFICATION

Split requests for Records or Top 10 are required for an initial distance of an individual backstroke event. The swimmer is responsible for picking up the Split Notification Form from the Administrative Referee, filling it out and presenting it to the Administrative Referee prior to the swim. A split request for initial distances of all other individual events (excluding individual backstroke events) and for all relay leadoff splits has been submitted on behalf of all swimmers, and swimmers need not submit split requests for those events. Automatic split times will be submitted for USMS Top 10, however automatic split times from individual events will not automatically appear in the USMS event results database. If you would like a split time to be added to the event results database, email your request to webmaster@usms.org.

TIME VERIFICATION (FORMERLY OVCs)

Swimmers needing verification of times or wishing to have their times entered into the USA Swimming SWIMS Database (for entry into USA-S national meets) should complete a form at the meet prior to the swim. Contact the Administrative Referee at the meet.

AWARDS

Medals will be given for first through tenth places in each age group for each event. A U.S. Masters Swimming championship patch will be given to each individual and relay team member for the first event won. Swimmers winning more than one event may purchase additional patches. Unclaimed awards will not be mailed.

CLUB SCORING

Championship banners will be presented to the top 10 clubs in the local and regional club divisions. These will be presented at the conclusion of the meet on Sunday, August 11.

ONLINE COVERAGE

Follow the event online at usms.org and on our Facebook page, where we will post photos and daily video recaps and stories.

HEAT SHEETS AVAILABLE ON MOBILE DEVICES

The Summer Nationals heat sheet, including instant results and heat/lane assignments will be hosted on the Active Network's Meet Mobile app for \$1.99. Swimmers, coaches, and swim fans onsite and back home can use the free or \$1.99 version to view meet results as they unfold from the convenience of their smartphones. Download Meet Mobile on iTunes or Google Play on your iPhone, iPad or Android device.

SERVICE ANIMALS

Animals other than service animals will not be permitted on deck or at the venue.



**Colorado
TIME SYSTEMS®**

A **PLAYCORE** Company

TIMING

SCORING

DISPLAYS

THE LEADER IN
COMPLETE AQUATIC SOLUTIONS
SINCE 1972



+1.970.667.1000

WWW.COLORADOTIME.COM

800.279.0111

MAKING TIME COUNT

Copyright 2012-2013

2013
 U.S. Masters Swimming
 Summer National Championship
SNACK BAR

Breakfast 7:00-10:30 AM

Pancakes	\$3.00
w/bacon or sausage.....	\$4.00
Bowl of Scrambled Eggs.....	\$3.00
Breakfast Burrito	\$5.00
Egg and Cheese Omelet.....	\$3.00
w/sausage or bacon.....	\$4.00
Bagel Sandwich	
w/egg and cheese.....	\$3.00
w/sausage or bacon.....	\$4.00

Lunch

Chicken Rice Bowl.....	\$5.00
Hamburger w/chips.....	\$4.00
Hot dog w/chips.....	\$3.00
Louisiana Hot Link.....	\$3.00
Cheese Quesadilla	\$3.00
w/chicken.....	\$4.00
Cup of Soup	\$1.00
Pasta Salad	\$3.00

Snacks

Bagel.....	\$1.00
with cream cheese	\$1.50
Fruit.....	\$1.00
Muffin.....	\$2.00
Assorted Candy	\$1.00
Power Bars.....	\$2.00

Drinks

Coffee/Tea/Cocoa	\$1.00
Water	\$1.00
Soda.....	\$1.00
Gatorade.....	\$2.00

Meet Souvenirs

Visit Northwest Designs in the vendor village—they'll have a number of event souvenirs, including long- and short-sleeve T-shirts, hooded sweatshirts, cap-sleeve and form-fitting T-shirts in various colors, long- and short-sleeve tie-dyed shirts, embroidered polo shirts, jackets, zip cadet sweatshirts, pants, shorts, towels, bags, and more! Items can be customized.

CAP Alternative Therapy www.chuckpechin.com

CAP Alternative Therapy features Percussion Therapy with the Pro Muscle Release 1000 from Modus Therapeutics. It is a therapeutic modality that precisely administers the benefits of percussion therapy. This patented technology delivers rapid, mechanical percussions that penetrate multiple muscle layers, thereby promoting healing and accelerated recovery.

By facilitating a biological process that ultimately increases blood flow of freshly oxygenated blood, percussion therapy provides the following benefits:

- Break-up of adhesions and internal scar tissue
- Improvement of venous circulation and lymphatic drainage
- Restoration of elasticity and length to muscle fibers
- Relaxation of thickened connective tissue
- Enhancement in range of movement by relieving stiff joints
- Break-up of lactic acid

Visit Cap Alternative Therapy before or after your race

**Wednesday, August 7
thru Sunday, August 11
8:00am – 5:00pm**

When it Comes to Italian, There's Only ONE Choice!



Lake Forest
The Original
23600 Rockfield Blvd.
949.951.2611

Mission Viejo
On The Lake
27782 Vista del Lago
949.859.9556

Aliso Viejo
26952 La Paz Rd.
949.643.1355

Foothill Ranch
Regal Cinemas Plaza
26612 Towne Centre Dr.
949.951.1210

Online ordering available at www.peppinosonline.com ~ 10% off your first order

Peppino's Catering

For All Your Special Events ~ When you want it right the first time!
Menus available at www.peppinosonline.com Call 949-951-2611 to Plan your Event!



Looking for the perfect gift? Peppino's Gift Cards are a great gift for Birthdays, Anniversaries, Holidays, or just to say "Thanks" to a friend or colleague. Available at all Peppino's locations.



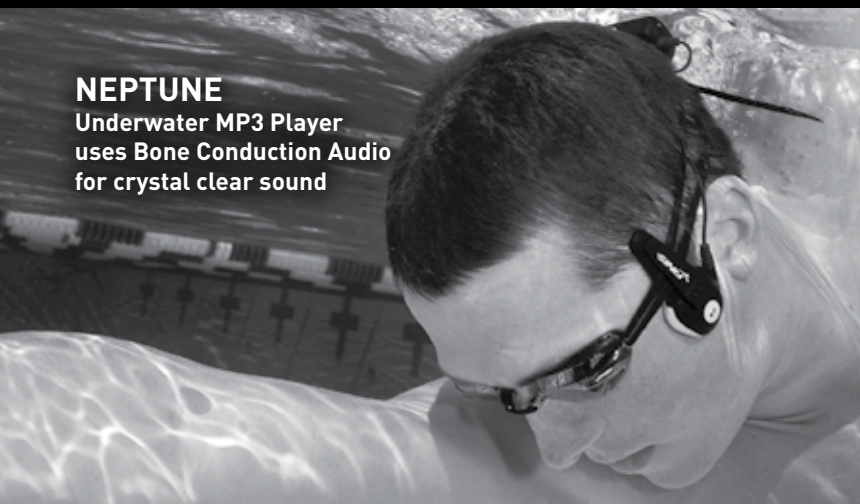
Peppino's is a Lyonesse Merchant Cash back with every purchase when you join our rewards program!

Club Roster – Local Clubs

1	1776	Colonials 1776	43	FMM	Florida Maverick Masters
2	AGM	Aquatics of Georgetown Masters	44	FMMS	Flower Mound Masters Swimming
3	AGUA	Asphalt Green Masters	45	FMT	Fullerton Fast Masters Team
4	ARKM	Arkansas Masters	46	FONT	Fontana Flyers
5	ASNL	Asn Louvres Roissy Surveilliers	47	GCY	YMCA at Glen Cove
6	AWJ	Atlanta Water Jocks	48	GHM	Golden Hawk Masters
7	BAM	Berkeley (Ca) Aquatic Masters	49	GMUP	Patriot Masters Swim Team
8	BCTM	Bearcat Masters	50	GOLD	Gold Coast Masters
9	BERK	Berkeley (Nj) Aquatic Masters	51	GSM	Garden State Masters
10	BGWM	Bakersfield Gold Wave Masters	52	HIMA	Hawaii Masters
11	BLU	Blu Frog Team	53	IMSC	Irving Masters Swim Club
12	BSM	Brazos Splash Masters	54	INDY	Indy Aquatic Masters
13	BUMS	Binghamton Univ Masters	55	IRSH	Irish Aquatics
14	BWAQ	Blue Wave Aquatics	56	ISCM	Iolani Swim Club Masters
15	CAPO	Capo Masters Swim Club	57	ISWM	Iswim
16	CARS	Carson Tigersharks	58	JAMM	Jellies Aquatic Masters of Mon
17	CASC	Carolina Aquatics Swim Club, I	59	LAPS	Los Angeles Peninsula Swimmers
18	CFSC	Cy-Fair Swim Club	60	LBG	Long Beach Grunions
19	CHGO	Chicago Masters Swim Club	61	LBMS	Long Beach Masters Swim
20	CHIC	Chico Masters Swimming	62	LBSU	Long Beach State Masters
21	CMA	Coronado Masters Association	63	LOM	Ladera Oaks Masters
22	CMSC	Calgary Masters Swim Club	64	LVM	Las Vegas Masters
23	CONN	Connecticut Masters	65	LVTC	Livermore Valley Tennis Club
24	COOG	Houston Cougar Masters	66	MAAC	Modesto Area Aquatic Club
25	COTO	Coto de Caza Coyotes	67	MAM	Manatee Aquatic Masters Inc
26	COWI	Cowichan Aquannis Masters	68	MELO	Menlo Masters Aka Team Sheeper
27	CRCC	Costa Rica Country Club	69	MESC	Maine Masters Swim Club
28	CRUZ	Santa Cruz Masters Aquatics	70	META	Ensworth Tiger Aquatics Master
29	CSLA	Cote Saint Luc Aquatics	71	MINN	Minnesota Masters Swim Club
30	CTM	Caltech Masters	72	MMAC	Mesa Masters
31	CTMS	Crimson Tide Masters Swimming	73	MMM	Manhattan Magnum Masters
32	CTRI	Columbia Tri	74	MOST	Masters of South Texas
33	CTSM	Covina Tri-Swim Masters	75	MOVY	Movy Masters
34	CVMM	Conejo Valley Multisport Maste	76	MSBC	Msabc Provincial Team
35	DADS	Dad's Club Swim Team Masters	77	MSCA	Masters of San Clemente Aquati
36	DAM	Davis Aquatic Masters	78	MVM	Mountain View Masters
37	DAMM	Dallas Aquatic Masters	79	MVN	Mission Viejo Masters
38	ELG	Elgin Blue Wave Swim Team	80	MYST	Masters of Yucaipa Swim Team
39	EMSC	Edmonton Masters Swim Club	81	NAM	New Albany Aquatics Club
40	ETOB	Etobicoke Olympium Masters AC	82	NASH	Nashville Aquatic Club Masters
41	FAST	Fort Worth Area Swim Team	83	NBA	North Bay Aquatics
42	FGST	Fig Garden Swim Team	84	NCSM	North County Swim Masters



AGILITY PADDLES
Improve your technique
while strengthening
shoulder muscles



NEPTUNE
Underwater MP3 Player
uses Bone Conduction Audio
for crystal clear sound



CUSTOM SWIMWEAR
Train and compete in 100%
customizable swimwear—use your
images, text, mascots, and logos



FOIL MONOFIN
Develop crucial leg and core
muscles for perfecting dolphin kick

EVERYTHING YOU NEED

STOP BY THE **FINIS** BOOTH TO LEARN
NEW TRICKS AND FOR **USMS SPECIAL PRICING**


FINIS[®]
FINISinc.com

Club Roster – Local Clubs

85	NOON	Southern California Nooners	126	SLAM	St. Louis Area Masters
86	NOVA	Novaquatics Masters	127	SLN	Skyline Masters Swim Club
87	NSA	Northern Sierra Aquatics	128	SMM	San Mateo Masters
88	NTEX	North Texas Masters	129	SNM	Sierra Nevada Masters
89	NUTS	Swymnut Masters	130	SOBA	South Bay Swim Team
90	NVM	Napa Valley Masters	131	SON	Sonoma Aquatic Club Masters
91	O*H*	O*H*I*O Masters Swim Club	132	SPM	St Pete Masters Inc
92	OCC	Orange Coast Masters Swimming	133	SRM	Santa Rosa Masters
93	OJAI	Ojai Masters	134	SSBM	Spectrum Athletic Clubs South
94	OKMS	Oklahoma Masters Swim Club	135	STAN	Stanford Masters Swimming
95	OMAH	Omaha Masters Swim Club	136	SWAT	Spokane Waves Aquatic Masters
96	P2LF	P2life	137	SWYM	South West YMCA Masters
97	PCAT	Plano Wetcats	138	SYSM	Sarasota YMCA Sharks
98	PCCM	Peninsula Community Center Mas	139	T-26	Tower 26
99	PCST	Panama City Swim Team	140	T2NM	T2 Naples Masters
100	PDSC	Palm Desert Masters Swim Club	141	TAM	Tamalpais Aquatic Masters
101	PHX	Phoenix Swim Club	142	TCAM	Tuolumne County Aquatic Master
102	PSP	Piranha Swim Team	143	TCC	Claremont Club
103	PTMS	PT Masters	144	TERR	Terrapin Masters
104	QSS	Quick Silver Swimming	145	TMPO	Tempo Aquatics Masters
105	REDT	Red Tide	146	TOC	The Olympic Club
106	RGSC	Rio Grande Swim Club	147	TSTT	Triton Swimming and Triathlon
107	RHMS	Rolling Hills Mud Sharks	148	TVM	Tri Valley Masters
108	RICE	Rice Aquatic Masters	149	TXLA	Longhorn Aquatics
109	RIDG	Team Ridglea	150	UBC	Ubc Masters Swim Club
110	RINC	Rinconada Masters	151	UCI	UC Irvine
111	RIPT	Orange County Riptide Aquatics	152	UCLA	UCLA Bruin Masters
112	RMDA	La Mirada Armada	153	UNAT	Unattached
113	RMST	Reston Masters Swim Team	154	USF	University of San Francisco Ma
114	ROSE	Rose Bowl Masters	155	VCM	Ventura County Masters
115	RRM	Red River Masters	156	VMST	Virginia Masters Swim Team
116	RYM	Redlands YMCA Masters	157	WAMS	Wildcat Alumni Masters
117	SBM	Santa Barbara Masters	158	WCM	Walnut Creek Masters
118	SBSM	Solana Beach Swim Masters	159	WH2O	West Hollywood Aquatics
119	SCA	South Coast Aquatics	160	WIND	Wind-n-Sea Masters Swimming
120	SCAC	Surf City Aquatics Club	161	WMST	Woodlands Masters Swim Team
121	SCAL	Socal Aquatics Association	162	XCEL	Excel Swimming
122	SCAQ	Southern California Aquatic Ma	163	YWMA	Ywca Masters of Adams County
123	SCMC	Santa Clarita Masters Club			
124	SDSM	San Diego Swim Masters			
125	SFTL	Swim Fort Lauderdale			



Global Sport Technology **Swim Power Test**



25 OLYMPIC CHAMPIONS AND ABOUT 40 MEDALISTS HAVE BEEN USING THE *GST SWIM POWER TEST*!

WHAT THE *GST SWIM POWER TEST* DOES

- Measures and analyzes changes in velocity, force, acceleration, and power at each phase of a test subject's stroke.
- Measures and analyzes 24-32 parameters 60 times/second depending on the complexity of the swim stroke.
- Synchronizes measured results with digital underwater video for real time visual analysis and review.
- Clearly / visually identifies strengths and weaknesses in a test subject's technique.
- Compares test subject's swimming technique with a database of the world's best swimmers.
- Provides tailored recommendations, drills and sets to improve technique and competitive performance.
- Provides a comprehensive CD / DVD containing test results for easy review.

PROTOCOLS & PACKAGE PRICES FOR THE *GST SWIM POWER TEST*

The standard *GST SWIM POWER TEST* protocol for freestyle, butterfly, and backstroke includes three 25 yard efforts at race pace; 1) Pull with buoy, 2) Kick, 3) Swim, and takes approximately 10 minutes per swimmer. Normally, *GST SWIM POWER TEST* protocols for breaststroke do not include a pull position. Individual analysis, discussion and recommendations follow testing. One lane, with a two lane buffer are required for best testing / video results.

\$75	Pull, kick, and swim (sighting tests for triathletes and open water swimmers) for one swim stroke
\$125	Pull, kick, and swim for two strokes
\$175	Pull, kick, and swim for three strokes
\$200	Pull, kick, and swim for four strokes
\$350.00+	Individual Sessions - \$350 / 60 min, \$450 / 90 min, and \$500 / 120 min: multiple tests with immediate video feedback, real-time stroke corrections & digitizing the stroke.

DR. GENADIJUS SOKOLOVAS & *GST SWIM POWER TEST* ENDORSEMENTS

MICHAEL PHELPS (14 Time Olympic Gold Medalist) - "Genadijus, You've Been Such a Huge Help!! Couldn't Do It Without You!!"

DARA TORRES (5 Time Olympian, Multiple Olympic Medalist) - "Having Genadijus work with me throughout my comeback helped so much! The fact that Genadijus took the time to work on even the smallest of things helped me be the best I could be, and reach my goals, and for that I am extremely grateful."

JASON LEZAK (3 Time Olympian, Multiple Olympic Medalist) - "Throughout my many years of working with Genadijus he has helped me in many ways. The lactate testing and analysis both at meets and practice taught me how to maximize my training and performance. Also the underwater video analysis with the velocity curve showed me how I could improve my stroke through the weaker points where my velocity significantly dropped."

PETER VANDERKAAY (2 Time Olympic Gold Medalist) - "Dr. Sokolovas always uses cutting edge technology that is extremely beneficial in stroke refinement and training philosophy. I have worked with Dr. Sokolovas for many years now and I can honestly say that he has helped me reach my potential in the pool. I would highly recommend working with him if you want to be one of the best swimmers in the world."

OUS MELLOULI (Olympic Gold Medalist) - "Working with Dr. G was truly an eye opening experience. With his innovative Underwater video filming and velocity analysis equipment, he helped me detect many defects in my stroke and made great recommendations on how to fix them. I am confident that with his feed back and hard work, I will be a more efficient swimmer. Thanks again G!"

RANDALL BAL (2 Time World Record Holder, 6-Time American Record Holder, World Champion) - "Genadijus, without your help, I would still be trying to make finals rather than bringing home medals for the USA. You are the best, once I implemented the changes you advised I ended up breaking two World Records! I am fully confident to say that with your knowledge, hands on approach, and attention to the finest details any athlete that works with you will have a chance to see what was holding them back from being at the top level in their sport."

Club Roster – Regional Clubs

1	AKMS	Alaska Masters Swim Club	15	PSM	Puget Sound Masters
2	ARIZ	Arizona Masters Swim Club Inc	16	SKY	Swim Kentucky Masters
3	CMS	Colorado Masters Swimming	17	SMS	Southern Masters Swimmers
4	FACT	Florida Aquatic Combined Team	18	SWOM	Southwest Ohio Masters
5	GAJA	Georgia Masters	19	UTAH	Swim Utah
6	HMS	Hydropower Masters Swim Club	20	WMAC	Wisconsin Masters Aquatic Club
7	IAMA	Iowa Masters			
8	IM	Illinois Masters			
9	MICH	Michigan Masters			
10	MM	Montana Masters			
11	NCMS	North Carolina Masters Swimmin			
12	NEM	New England Masters Swim Club			
13	NIAG	Niagara District Masters			
14	OREG	Oregon Masters			

MEET MOBILE

Your complete meet program, in one mobile app

Available NOW for this Meet

The Summer Nationals heat sheets, including results and heat/lane assignments will be hosted on the Active Meet Mobile. Swimmers, coaches, and swim fans onsite and back home can view meet results as they unfold and from the convenience of their phones

Swimmers can check heat sheets and event timelines from anywhere to make sure they're at the starting block on time.

Fans can flag and track their favorite swimmers in real time, without needing to be at the meet.

Coaches can flag their swimmers and/or teams as favorites and then easily drill down into heat and lane assignments.

Download Active's Meet Mobile app from the App Store for Apple devices or Google Play for Android devices.

The app is free and the results with splits and psych sheets are free

Heat Sheet Pricing - \$1.99

Athlete Roster – by Club

Name	Age	Name	Age	Name	Age	Name	Age
Alaska Masters Swim Club		Schwartz, Marvin B	M65	Esau, Nicole R	W30	Good, Tricia	W42
Hamilton, Raymond H	M70	Strauss, Noel M	M41	Houston, Colleen P	W32	Hagadorn, Heather	W48
Sorensen, Michael J	M45	Strauss, Trip	M55	Welechuk, Jeff J	M43	Mann, Michael T	M59
Total: 2		Total: 7		Wylie, Lori L	W60	Melanson, Edward L	M51
Aquatics of Georgetown Masters		Asn Louvres Roissy Surveilliers		Total: 6		Najjar, Ellie S	W52
Courtney, Jack W	M60	Chaput, Sebastien SC	M46	Caltech Masters		Nelson, Judy A	W53
Jones, Philip W	M45	Charpentier, Christophe	M45	Masehi-Lano, Jacqueline J	W19	Nemick, Gregory W	M25
Total: 2		Total: 2		Masehi-Lano, Jonathan	M22	O'Sullivan, Chris	M38
Arizona Masters Swim Club Inc		Asphalt Green Masters		Total: 2		Sachs, Janet G	W76
Altman, Christie	W64	Shechter, Stanley J	M81	Capo Masters Swim Club		Sappey, Collette H	W49
Bailey, Monica M	W52	Total: 1		Busch, Joseph P	M65	Scott, Greg C	M54
Bunch, Brigid J	W50	Atlanta Water Jocks		Suttle, Michael	M60	Sheldon, Paul	M43
Burckle, Christopher C	M25	Fields, John A	M57	Total: 2		Tatnall, Suzy C	W54
Courtney, Chris	M41	Total: 1		Carolina Aquatics Swim Club, I		Vanderpoel, Nicole L	W49
Davis, Alicia A	W24	Bakersfield Gold Wave Masters		Montgomery, Victoria J	W53	Walker, Sarah E	W29
Dawson-Cook, Susan E	W50	Edwards, Kris E	W52	Total: 1		Williams, Susan R	W44
DeLozier, Anna	W50	Melrose, Heather	W40	Carson Tigersharks		Yoder, Margie E	W61
Dickson, Kurt F	M46	Tyminski, Robert	M38	Panzram, Addy L	W36	Total: 27	
Duane, Debbie	W59	Total: 3		Petrini, Linda H	W61	Columbia Tri	
Evans, David L	M52	Bearcat Masters		Total: 2		Sabala, Michael C	M33
Everett, Douglas D	M49	Hill, Marcia M	W69	Chicago Masters Swim Club		Total: 1	
Ferko, Christopher A	M56	Willeboordse, Fall	W47	Cordero, Billy	M46	Conejo Valley Multisport Maste	
Foster, Susan B	W51	Zhai, Eric	M32	Stori, Mark D	M48	Boshoff, Nick	M45
Gillies, Judy L	W65	Total: 3		Tonelli, Marlina L	W25	Carter, Katlynn L	W20
Goede, Rachel	W29	Berkeley (Ca) Aquatic Masters		Total: 3		Christensen, Heidi L	W55
Hafner, Paul A	M53	Pastor, Alvaro	M67	Chico Masters Swimming		Cleavenger, Becky	W50
Harden, Gaile	W74	Total: 1		Hernandez, Jill S	W53	Cleverly, Adrienne J	W24
Jaegers, Al	M51	Berkeley (Nj) Aquatic Masters		Total: 1		Darago, Nora	W21
James, Katy	W58	Bohan, Richard P	M62	Claremont Club		Federer, Wade M	M24
Krongaard, Jeffrey S	M59	Reichle, Bill	M65	Berkedal, David J	M65	Freeman, Frank B	M68
LaBrozzi, Vincent M	M35	Total: 2		Mitchell, Robert W	M55	Hassan, Mazen K	M46
Major, Becki P	W50	Binghamton Univ Masters		Savage, Bo	M47	Hearst, Denise	W55
Modjeska, Mark E	M60	Modrov, Priscilla A	W25	Total: 3		Johnson, Lloyd G	M73
Oo, Aung Sann	M32	Total: 1		Colonials 1776		Kirkpatrick-Reno, Nancy	W58
Richardson, Terry	M52	Blu Frog Team		Reilly, Jeff M	M52	Koehler, Deanna C	W44
Rutemiller, Shoshanna J	W23	Beattie, John R	M52	Stevens, Craig W	M60	Koehler, Doug J	M47
Schmidt, Jonelle	W62	Kroupa, Andy S	M44	Watts, Sue N	W59	Konopka, Agnes M	W24
Stites, Jim S	M56	Thomas, Mark	M52	Total: 3		Konopka, Beata M	W44
Swick, John T	M30	Total: 3		Colorado Masters Swimming		Loomis, Shane	M41
Thompson, Austen L	M23	Blue Wave Aquatics		Catallo-Madruga, Marci H	W34	O'Shea, Kerry	M46
Valle, Marc A	M39	Lautman, Scott M	M61	David, Emmanuel	M33	Rosas, Erin N	W24
Vargas, Daniel	M53	Total: 1		Dilley, Brenda K	W49	Rosen, Robert A	M63
Vorrasi, Catherine M	W30	Brazos Splash Masters		Doherty, Kevin J	M40	Smith, Diane G	W68
Warren, Courtney D	M34	Schueckler, Leslie	W58	Downs, George R	M75	Stokols, Niki F	W56
Total: 35		Total: 1		Eisenhuth, Matthew S	M39	Stolshek, Bradley S	M52
Arkansas Masters		Calgary Masters Swim Club		Eldridge, Audrey L	W50	Waldron, Edward C	M47
Booth, Mike	M52	Carlsen, Glenn	M56	Friedlander, Rebecca L	W47	Total: 24	
Golden, Larry	M53	Carlsen, Jeanne	W55	Ganiyev, Doston	M26	Connecticut Masters	
Gooding, Jack	M60			Girard, Alex J	M31	Henderson, Wade	M47
Martin, Doug	M60					Total: 1	

Name	Age	Name	Age	Name	Age	Name	Age
Coronado Masters Association		Kahn, Mary J	W54	Garden State Masters		Moore, Elizabeth	W38
Jacobs, Vernon E	M53	Kahn, Stuart L	M60	Schmitt, David	M56	Total: 4	
Total: 1		McPherson, Andrew M	M66	Total: 1		Iolani Swim Club Masters	
Costa Rica Country Club		Munn, Susan L	W75	Georgia Masters		Hursty, Peter S	M41
Garcia Carranza, Jaime	M49	Roper, Matthew D	M32	Hildebrandt, David C	M58	Total: 1	
Total: 1		Russell, Jane E	W50	Hooe, Donna L	W51	Iowa Masters	
Cote Saint Luc Aquatics		Westergaard, Leslie M	W70	Krugman, Elaine	W51	Dean, Bronwen G	W36
McMurray, Michael G	M49	Total: 10		Qualls-Kalafut, Mary E	W48	Tasler, Tim	M28
Total: 1		Edmonton Masters Swim Club		Schneider, Margo M	W66	Total: 2	
Coto de Caza Coyotes		Drinnan, Siubhan	W38	Uustal, Diann B	W67	Irish Aquatics	
Migues, Devonie M	W25	Total: 1		Watson, Lisa L	W59	Brown, Matthew	M37
Zawistoski, Lisa W	W44	Elgin Blue Wave Swim Team		Williamson, Francine S	W65	Total: 1	
Total: 2		Enright, Jerome F	M48	Total: 8		Irving Masters Swim Club	
Covina Tri-Swim Masters		Total: 1		Gold Coast Masters		Myer, Cynthia J	W60
Boyer, Chris	M35	Ensworth Tiger Aquatics Master		Childs, Lee	M65	Total: 1	
Harmse, Johannes A	M31	Rietz, Heather	W45	Hammerstrom, John G	M65	Iswim	
Hartman, Todd C	M46	Total: 1		Ogier, Danielle	W61	Groaning, Michael D	M42
Lambert, Megan	W21	Etobicoke Olympium Masters AC		Painter, David J	M75	Murakowski, Courtenay E	W51
Maki, Christine D	W43	Bertelink, Cindy	W38	Total: 4		Sitarz, Rachel A	W29
Shinnick, Christy	W44	Total: 1		Golden Hawk Masters		Total: 3	
Tucker, Robert J	M39	Excel Swimming		Hasegawa, Brian J	M50	Jellies Aquatic Masters of Mon	
Willmer, Lindsay	W37	Gallagher, Douglas J	M37	Total: 1		Bottaro, Christine	W57
Total: 8		Gallagher, Drury J	M75	Hawaii Masters		Total: 1	
Cowichan Aquannis Masters		Total: 2		Reid, Colleen G	W64	La Mirada Armada	
Varty, Eulah M	W79	Fig Garden Swim Team		Schlegel, Pete	M77	Brower, Raymond W	M62
Total: 1		Nichols, Janet L	W60	Total: 2		Moxley, Jonathan	M29
Crimson Tide Masters Swimming		Nichols, Scott	M59	Houston Cougar Masters		Piner, Glenn	M44
Reed, Ed	M70	Slater, Louis C	M65	Gellatly, Jill E	W46	Yung, Lisa J	W27
Total: 1		Total: 3		Total: 1		Total: 4	
Cy-Fair Swim Club		Florida Aquatic Combined Team		Hydropower Masters Swim Club		Ladera Oaks Masters	
Fernández, Ámbar	W24	Cornell, John E	M86	Krauser, Larry B	M60	Boyle, Catherine M	W47
Total: 1		Total: 1		Macias, Jesse G	M55	Cambra-Brungard, Jeanne	W61
Dad's Club Swim Team Masters		Florida Maverick Masters		Tomlinson-Macias, Melinda R	W55	Gutierrez, Sarah M	W27
Christensen-Rembach, Nicole	W52	Vijil, Rosie	W79	Tomlinson-Macias, Rachel E	W29	Madison, David K	M60
Rembach, Alisha M	W25	Total: 1		Total: 4		Nash, Betsy	W58
Total: 2		Flower Mound Masters Swimming		Illinois Masters		Total: 5	
Dallas Aquatic Masters		Shiely, Robyn	W57	Dodson, Phil L	M60	Las Vegas Masters	
Barnhart, Lynn	W52	Total: 1		English, Mike	M42	Adams, Kari S	W47
Cole, Janie	W60	Fontana Flyers		Holmberg, Tom	M55	Ashworth, Michelle P	W50
Harlow, Megan M	W26	Feld, Karen A	W46	Malas, Bryan	M46	Barry, Robin B	W46
Heber, Scott	M47	Total: 1		Rysdon, Jon C	M62	Battin, Carolyn	W59
Reyburn, Don L	M51	Fort Worth Area Swim Team		Seibt, Andreas K	M55	Belsky, Marjorie E	W42
Sikora, Rod	M53	Campbell, Trin A	W49	Young, Greg	M46	Counts, Chris	M37
Total: 6		Neville, Richard	M57	Total: 7		Counts, Glenn M	M36
Davis Aquatic Masters		Total: 2		Indy Aquatic Masters		Cushman, Susan	W51
Chow, Jackie I	W35	Fullerton Fast Masters Team		Christoffel, Ben J	M37	Fieno, Gail M	W70
Elsbach, Kimberly D	W50	Bergstrom, Robert W	M72	Fisher Campbell, Anne E	W61	Fulljames, Rick C	M62
Hernandez, Sarah M	W29	Total: 1		Goldstein, Mel E	M75	Gaines, Billy	M32
						Goldsmith, Dara	W47

Athlete Roster – by Club

Name	Age	Name	Age	Name	Age	Name	Age
Las Vegas Masters		Siegel, Jennifer E	W22	Nisman, Ronda	W59	Mission Viejo Masters	
Harmon, Joanna	W52	Vandam, David K	M58	Richey, Steven C	M53	Aakhus, Gregory P	M63
Ishii, Stefanie H	W46	Total: 10		Stewart, David W	M50	Albright, Philip W	M53
Jaffee, Alec A	M19	Los Angeles Peninsula Swimmers		Wheatley, Diane	W80	Arrow, Alexander K	M42
Jaffee, Laurence T	M53	Granger, Traci S	W55	Total: 15		Augerson, Lisa J	W50
Jennings, Bryan V	M50	Harper, Buzz L	M54	Masters of Yucaipa Swim Team		Bailey, Douglas N	M71
Jezek, Jacob J	M19	Heyes, Greg W	M59	Boyd, Brian A	M54	Barker, Douglas C	M50
Lamph, Becky L	W45	Kelca, Brian E	M53	Kent, Aric E	M43	Barrera, Paul J	M43
Magee, Mark A	M45	Leithiser, Mary Ellen	W53	Parker, Alycia M	W42	Barrera, Tami J	W41
Meacham, Garth D	M31	Lindstedt, David P	M57	Skudlarski, Valerie M	W33	Batcheller, Jennifer A	W45
Meteyer, Beverly B	W60	Mc Bride, Duncan Q	M59	Total: 4		Berlin, David	M44
Moore, Maki	W28	Raine, Charlie	M53	Menlo Masters Aka Team Sheepar		Bickert, Monika	W37
Ozun, Sabri	M50	Richardson, Debbie D	W51	Gildea, David R	M70	Bonano, Greg R	M56
Rapp, Julie S	W26	Van Nort, Steven	M62	Loeff, Ryan	M38	Borzzone, Andreas L	M18
Rauch, Will	M79	Willis, Gregory B	M65	Matena, Jana	W51	Bright, John M	M49
Saul-Zachau, Joanne	W55	Total: 11		Mihalow, Michael	M36	Burch-Ascencio, Jennifer A	W47
Thompson, Garrett J	M51	Maine Masters Swim Club		Pyle, Mike	M38	Burns, Howard W	M62
Thornham, Chris J	M32	Nelson, Robert H	M66	Stietzel, Kent J	M44	Burton, Kim L	W51
Townsend, Scott	M60	Total: 1		Strauss, Judy	W59	Campbell, John F	M66
Wegner, Dan	M42	Manatee Aquatic Masters Inc		Walburger, Andy C	M37	Carlsen, Richard L	M54
Wegner, Karin M	W41	Baptista, Barbara O	W66	Total: 8		Carter, Kelly	W44
Total: 32		Clemmons, Jim	M63	Mesa Masters		Cavaliero, Kelli	W51
Livermore Valley Tennis Club		Heath, Robert H	M56	Adamavich, Doug P	M44	Church, Jennifer	W26
English, Adrianna	W38	Mc Gregor, Cary D	M63	Brundage, Patrick W	M46	Church, Melissa	W25
Hamza, Alex	M54	Rublein, Susanne P	W43	Cahoon, Bradley S	M58	Colonnese, Michael A	M69
Total: 2		Shaps, Ruth Y	W66	Elkins, Molly A	W19	Cox, Ryan E	M40
Long Beach Grunions		Total: 6		Harrigan, Kelly M	W29	Cridland, Tanner K	M20
Kovary, Steven A	M72	Manhattan Magnum Masters		Heden, Greg	M39	Cronley, Tracey A	W36
Smith, Stanley M	M66	Fruin, Pat	W70	Holly, Alan L	M66	Cushing, Patti A	W57
Total: 2		Total: 1		Menard, Joanne	W65	Daniel, Dean J	M46
Long Beach Masters Swim		Masters of San Clemente Aquati		Miller, Kyle A	M19	Deloney, Wayne	M53
Cargill, Rod	M67	Bathgate, Diane	W52	Nelson, Shauna J	W25	Divan, Paul E	M62
Hayes, Robert E	M62	Dillbeck, Stephanie K	W36	Poleo, Tony	M48	Djang, Philipp A	M59
Skarbo, Rick	M68	Ferry, Kelly	W53	Smith, Paul L	M54	Dougherty, Mindy M	W61
Wenz, David G	M45	Harris, Patrick	M51	Urbatchka, Lindsey E	W30	Drewelow, Richard	M44
Total: 4		Paisley, Donald J	M43	Total: 13		Driver, Dawne N	W40
Long Beach State Masters		Total: 5		Michigan Masters		Dwyer, Patrick A	M63
Cook, Carri E	W26	Masters of South Texas		Arneson, Gaard	M65	Evans, Ed M	M52
McClary, Daniel B	M25	Andrade, Rosana	W53	Brown, Denise H	W54	Ey, Steven	M53
Total: 2		Blake, William V	M76	Charlton, Allan	M76	Farrell, Ed L	M81
Longhorn Aquatics		Callaway, Linda	W60	Maxbauer, Christine A	W60	Fitzpatrick, Suzi E	W42
Ditzler, Kristy	W49	Cuero, Patricia S	W44	Pash, Gregory C	M66	Freitas, Stephen	M48
Guthrie, David M	M53	Half, Henry M	M71	Total: 5		Fujimoto, Andy N	M43
Hilpert, Bess	W58	Holloway, Colleen J	W60	Minnesota Masters Swim Club		Garcia, Andrew M	M41
Huggins, Dale R	M41	Ingraham, Susan R	W54	Anderson, Jay	M57	Gard, Nora S	W47
Jacobson, Kendal R	W47	Kight, Betty G	W72	Bovard, Ralph S	M61	Gehrich, Megan N	W20
Rasmussen, Anders M	M50	Libardoni, Mark	M43	Brown, Terrell J	M60	Goodell, Brian S	M54
Sauer, Jim	M56	Lindsey, Connie	W61	Jacobson, Brian L	M40	Graef, Margrit	W82
Siegel, Craig	M55	Mayhew, Chris	W60	Total: 4		Graef, Rudolf	M82
						Griffin, Janis M	W48
						Grisham, Catherine A	W56

Name	Age	Name	Age	Name	Age	Name	Age
Mission Viejo Masters		Osborne, Yolanda	W59	Williams-Dalgart, Margaret E	W46	Lloyd, Kimberly K	W41
Gunnell, Steve	M43	Parker, John W	M45	Willment, Cameron M	M19	Martinez Borobio, Esther	W31
Hale, Art	M71	Pearson, Sian	W23	Woods, Theodore K	M48	Martinez Quintanilla, Jordi	M32
Hammond, Scott W	M35	Peterson, Marlow D	M53	Yepes, Monica	W34	McQuiggan, Frank	M65
Hammontree, Preston R	M37	Piemme, Frank	M88	Total: 155		Stokes, Karin E	W52
Hayden, Carol	W63	Pinedo, Alex E	M45	Modesto Area Aquatic Club		Strehle, Andrew P	M44
Heather, Michael R	M59	Polizos, George	M38	Berntsen, Mike	M44	Wright, Phil	M66
Hernandez, Amy B	W43	Ramirez, Miguel	M33	Jackson, Joseph D	M28	Total: 14	
Hibbard, Brad A	M44	Rea, Thai V	M42	Total: 2		Niagara District Masters	
Holbrook, Patricia A	W57	Riahi, Sina	M19	Montana Masters		Mayall, Randy S	M47
Holbrook, Peter	M57	Richell, Kelly A	W48	Ackley, Ella B	W71	Total: 1	
Homan, Ham	M54	Richter, Jenny	W45	Total: 1		North Bay Aquatics	
Houldsworth, Duncan A	M37	Rines, David	M36	Mountain View Masters		Chang, Esther S	W41
Hubbard, Garrett Hubbard M	M22	Ripic, Steve	M40	Campbell, Chris	M52	Coffee, Cassandra	W52
Hughes, Olivia	W19	Rolph, Robert W	M82	Garcia, Wilfred R	M23	Total: 2	
Hunter, Danielle M	W24	Russell, Robert A	M70	Lanterman, Scott J	M48	North Carolina Masters Swimmin	
Janney, Michael	M44	Saeger, Rich E	M49	Total: 3		Flinn, Emma	W64
Jarocki, Bradley C	M42	Sandvig, Justin K	M36	Movy Masters		Greene, Dana M	W44
Joyce, Kevin T	M41	Schmid, Dan P	M46	Bisogno, Laurie R	W61	Miller, Jamie A	M59
Kalk, Karin M	W50	Schmidt, Andy C	M52	Cohen, Sandy	M48	Perrotet, Jennifer K	W33
Kespradit, Brian C	M21	Schmidt, Jurgen B	M90	Hall, Floyd S	M72	Phillips, John M	M55
Kluss, Carolyn R	W52	Schnaars, George	M18	Moore, Scott R	M41	Procton, Bruce	M52
Kolarov, Michael C	M41	Schreiber, Kate	W67	O'Dell, Richard S	M36	Total: 6	
Kolka, Scott	M42	Segraves, Ann M	W42	Richardson, Walter P	M70	North County Swim Masters	
Korionoff, Dimitrii J	M37	Serrano, Andrew	M40	Sherman, Bill	M55	Falcon, Corrie E	W34
Kornfeld, Maurine E	W92	Serrano, Heather K	W40	Thompson, Anthony G	M49	Moore, William	M37
Kuykendall, Jeff J	M44	Simonton, Rita	W95	Thompson, Reese E	M54	Morales, Vincent D	M56
Lawrie, Bruce	M62	Sonsteng, Patrick J	M21	Valley, Eric	M52	Spann, John R	M52
Lawrie, Marianne	W53	Sorenson, T	W47	Total: 10		Swain, Sean C	M42
Leishman, Brian	M32	Sorenson, Tom C	M40	Msabc Provincial Team		Total: 5	
Little, Jeanne	W76	Span, Eileen T	W48	Hooper, James C	M42	North Texas Masters	
Longworth, Mark J	M62	Span, Mary E	W22	Total: 1		LeMaster, Stan	M66
Lorenz, Larisa S	W32	Spezzaferri, Mitchell R	M21	Napa Valley Masters		Total: 1	
Love, Kathleen	W63	Spivey, Bonnie L	W55	Diehl, Robert N	M48	Northern Sierra Aquatics	
Major, James M	M32	Stewart, Dick	M73	Total: 1		Dodd, Dina	W50
Matl, David W	M46	Stewart, Jim M	M72	Nashville Aquatic Club Masters		Dodd, Kara	W21
May, Meredith E	W39	Sumner, David M	M43	Ockerman, Jeff	M58	Total: 2	
Mc Cleave, Jeanne M	W59	Tadir, Yona	M70	Total: 1		Novaquatics Masters	
Mc Leod- Crady, Jennifer	W38	Taylor, Jeff S	M57	New Albany Aquatics Club		Ahmadi-Kashani, Magid	M41
Menzel, Todd R	M41	Theaders, Wendy A	W46	Saribalas, Amy M	W41	Alvarez, Phyllis A	W54
Millard, John B	M70	Trowbridge, Val K	M59	Total: 1		Andersen, Richard H	M69
Mitchell, Alison A	W59	Tse, Ken	M43	New England Masters Swim Club		Andrews, Jewelz K	W20
Mitchell, Jeffrey A	M44	Uthus, Gwen	W59	Atkinson, Karen E	W38	Andrews, Ryan	M31
Montrella, Beverly J	W67	Walker, Frank W	M58	Autissier, Anne-Cecile	W49	Arndt, Matthew E	M29
Moore, Katie M	W25	Walker, Gabby L	W24	Autissier, Patrick	M51	Bartels, Dave	M42
Moore, Mark W	M55	Walker, Scott D	M20	Bright, David	M60	Bartfay, Joseph V	M41
Muller, Kelsey	W31	Weisbecker, Brian T	M19	Chereukhin, Vyacheslav	M26	Benner, Russell E	M88
Neill, Kristina J	W48	Weise, Tim	M43	Grilli, Tracy L	W56	Benner, Tord E	M54
Neiswonger, Richard J	M54	Weissman, Deanne R	W51	Lin, Helen	W29	Biessmann, Max R	M28
Nissen, Andrew	M39	Weissman, Kevin C	M51				
Osborne, Jonathan	M19	Wigely, Steven G	M64				

Athlete Roster – by Club

Name	Age	Name	Age	Name	Age	Name	Age
Novaquatics Masters		McKinley, Maureen M	W60	Total: 3		Palm Desert Masters Swim Club	
Blatnik, Jeffrey	M34	Merlo, Ashley	W32	Oklahoma Masters Swim Club		Cunningham, Nancy B	W52
Bounds, Brandy S	W32	Merlo, Mark W	M35	Ragland, John C	M26	Jansen, Eva	W47
Bregman, Michael	M59	Neal, Sue	W58	Total: 1		Ornelas, Jean T	W59
Brooks, Sherry M Wendzel	W53	Nygren, Brad E	M39	Omaha Masters Swim Club		Ronci, Jeff S	M47
Brotherton, Rick M	M45	Odgers, Emily J	W45	Korenak, Andrew J	M48	Total: 4	
Burgess, Birgit A	W54	Opdycke, Rendy L	W29	Total: 1		Panama City Swim Team	
Bush, Richard S	M65	Osborne, Katie	W50	Orange Coast Masters Swimming		Ebel, Mark T	M65
Caldwell, Dionne B	W81	Parlett, Duncan J	M51	Condor-Fisher, Sarah P	W41	Total: 1	
Callender, Scott	M49	Perrey, Jenny	W33	Total: 1		Patriot Masters Swim Team	
Catlin, Michael W	M55	Petkov, Krasi P	M32	Orange County Riptide Aquatics		Gandee, Brad	M59
Catlin, Tina L	W54	Pfeiffer, Rich	M60	Materov, Alexei	M24	Sax, William C	M44
Cheung, Alex H	M33	Pombo, Diego	M51	Total: 1		Total: 2	
Chin, Steven	M52	Riddle, James M	M51	Oregon Masters		Peninsula Community Center Mas	
Clendenin, Gary T	M62	Rodgers, Joel-Tyler F	M21	Andrus-Hughes, Karen	W56	Anderson, Robert L	M58
Collins, Amy S	W42	Rovinsky, Jeff L	M42	Asch, Jill M	W47	Total: 1	
Collins, Michael D	M47	Schmitt, Eric J	M63	Baker, Dennis G	M52	Phoenix Swim Club	
Cough, Heidi M	W32	Schumacher, Jen M	W28	Brockbank, Doug	M60	Anderson, Linda J	W65
Cybulskis, Astrid A	W39	Selna, Mike	M65	Campagna, Janice M	W53	Axas, Peter A	M44
Daniels, Christina L	W24	Serbia, George W	M53	Crabbe, Colette M	W57	Baird, Jeff A	M54
Dauser, John W	M57	Shim, Pete	M41	Delmage, Arlene	W51	Carneal, Linda S	W50
Delgado, Felipe	M40	Smelt, Chris	M50	Edwards, Wes	M60	Charles, Michelle K	W53
Delgado, Roberto E	M38	Smethurst, Everett W	M78	Ferguson, Ellen	W51	Dreizler, Todd M	M43
Deputy, Kerry	W52	Smith, Robin M	W58	Gettling, Janet	W65	Gemmill, Dave G	M66
Dietrich, Jim	M42	Staub, Caroline S	W34	Hathaway, David	M53	Hahm, Martin R	M72
Dmytrow, Robert C	M32	Stolte, Heather J	W41	Jenkins, Valerie G	W50	Herf, Lindsay	W34
Donnelly, Kevin J	M22	Sutton, Andrew D	M51	Kelber, Michael W	M66	Inada, Noriko	W35
Encheff, Lana	W35	Thornton, Kim S	W61	Lamb, Willard J	M91	Kampa, Peggy	W53
Fernandez, Dickie	M42	Todd, Allen C	M64	Larson, Allen J	M60	Liotta, Ashley	W34
Fletcher, Slater	M37	Togias, Anna	W28	Matthews, Jonathan G	M34	Melnikov, Vitalii	M23
Fulmer, Lindsay	W38	Tong, Abel S	M49	Miller, Matt	M36	Michelle, Chrissa	W53
Goler, Jonathan A	M33	Vehovec, Henry	M55	Munro, Stuart A	M56	Nore, Jennifer P	W65
Gomez, Mika A	W46	Von Hoffmann, Gerard	M57	Phillips, Sue	W49	Raman, Marie E	W57
Hedges, Megan	W41	Wasko, Frank A	M53	Poirier, Cheryl L	W55	Sakamoto, Takumi	M24
Hoffmeister, Stefan	M35	Weber, Gregory J	M60	Radcliff, David A	M79	Schlesinger, Marcus J	M22
Holdsworth, Scott K	M44	Weissert, Toby	M55	Redwine-Baker, Roxanne J	W54	Schoeman, Roland M	M33
Hwang, Wayne	M35	West, Steve	M41	Smith, Jody L	W44	Total: 19	
Jackson, Scott J	M38	Wilson, Grant	M56	Sullivan, Scot A	M47	Piranha Swim Team	
Jacobs, Lee	M44	Wilson, Sonia C	W39	Tujo, Christian F	M42	Anderson, Karla	W38
Juliusson, Julia M	W48	Wright, Bridget M	W47	Wan, Eric	M47	James, Ian	M41
Kao, Philip S	M28	Yanco, Colleen M	W54	Ward, Joy	W71	McCauley, Andrew	M42
Kirker, Amanda G	W34	Zeruhn, Bernie	M42	Washburne, Brent C	M52	Moe, Cat	M41
Kirker, John J	M42	Total: 103		Whiter, Peggy S	W70	Vargo, Chris	M49
Kramer, Stephanie	W39	O*H*I*O Masters Swim Club		Zimmer, Meghan F	W24	Total: 5	
Kraus, Evan	M27	Turocy, Gregory	M50	Total: 31		Plano Wetcats	
Kruger, Mark	M52	Total: 1		P2life		Boor, Dayna	W33
Lauzon, Chantal H	W40	Ojai Masters		Shead, Michael	M27	Domb, Bina	W56
Maclean, Tanya	W37	Goodman, Lois	W66	Total: 1		Greedy, Lisa G	W49
Martz, Courtney	W25	Seider, Wenke K	W44			Maccurdy, Krissy	W61
McConkle, Cori	W59	Umholtz, Ken	M61				
McEwen, Katie T	W42						

Name	Age	Name	Age	Name	Age	Name	Age
Plano Wetcats		Brightwell, Kim M	W53	Helgesen, Kelsey L	W23	Arrasmith, Frank	M36
McCarthy, Shaun	M53	Carlson, Jennifer M	W34	Henry-Parker, Heather	W31	Baker, Donald J	M82
Morris, Stephen L	M62	Garcia, Pauline	W41	Hilger, Lisa N	W54	Baker, Gini	W63
Stone, Stephanie	W46	Howanitz, Jace C	W23	Hitch, Walter D	M61	Baldacci, Joseph J	M47
Total: 7		Manheim, Frank T	M83	Ho, Judy	W28	Bechtel, Will	M49
PT Masters		Manheim, Lucy M	W71	Huang, Chi-Ying	W41	Behun, Bill G	M62
Harrison, Lonny W	M65	Sontag, Jen	W31	Jimenez, Alejandra	W23	Best, Bob	M81
Total: 1		Van Erden, Jayme K	W28	Jimenez, Hector	M21	Bixler, John J	M31
Puget Sound Masters		Wymelenberg, Lynn A	W58	Keenan-Boline, Jill E	W44	Bolduc, John A	M48
Adcock, Richard P	M58	Total: 10		Keim, John	M38	Bovee, Dennis R	M68
Casey, Kathrine J	W65	Rice Aquatic Masters		Khalil, Heidi G	W42	Brown, Dannelly W	W28
Chapman, Chris J	M26	Kone, Bruce C	M55	Kircalioglu, Gamze	W42	Cervantes, Linda J	W62
Colella, Rick	M62	Total: 1		Klotzsche-Landry, Amanda J	W31	Christensen, Mary L	W68
Conroy, Chris	M28	Rinconada Masters		Langendoen, Gary	M68	Clauson, Joe	M42
Dahl, Lisa A	W52	Shaw, James F	M72	Lassonde, Kristin	W31	Clepper, Al	M50
Davis, Charlotte M	W63	Total: 1		Lassonde, Nick	M32	Coale, Bob	M73
Dinkel, Paloma	W25	Rio Grande Swim Club		Lee, Sandra K	W24	Coles, Bill	M78
Esko, Kevin L	M47	Heins, Barry	M57	Lucero, Michael D	M43	Coloma, James A	M34
Getzendaner, Janet J	W73	Total: 1		Magnusson, Kristine K	W23	Conway, Allegra	W27
Graham, Donald	M59	Rolling Hills Mud Sharks		Martin, Michael G	M54	Damsky, Irene T	W48
Hagedorn, Chad F	M41	Bachtiger, Jasmine	W44	Mc Ginley, Patrick B	M50	Davies, Greg	M40
Jelen, Doug	M40	Bachtiger, Walter M	M40	Miess, David	M24	DeFelice, Heather M	W34
McColly, Michael	M68	Barry, Marty	W81	Miller, Christopher	M50	Dolan LaMar, Diana	W56
Millican, Jacob A	M36	Kurtzig, Meghan R	W36	Morgan, Kimberly	W46	Edelman, Jacqueline D	W33
Nalli, Lyle A	M53	Soroka, Donald	M81	Morse, Elisa	W31	Ettelson, Claudia	W52
Peterson, Steven B	M67	Total: 5		Ono, Satoshi	M39	Freshley, Mike R	M72
Phillips, Daniel L	M50	Rose Bowl Masters		Parker, Greg	M44	Frogley, Terry	M43
Reid, Walt	M73	Abounassar, Michael	M38	Passos, Andre	M40	Ganze, Cathy	W56
Warner, Frank	M64	Alders, Alec	M24	Ronay, Peter E	M71	Genz, Michael A	M55
Welch, Sarah	W66	Banks, James H	M28	Royal, Abby L	W37	Geraci, Frank	M29
Yung, Cejih J	M28	Bobbin, Maggie	W25	Sanchez, Ralph	M23	Goode, Abigail C	W26
Total: 22		Borton, Dan	M45	Seubert, Erica L	W32	Granger, Richard A	M43
Quick Silver Swimming		Breitenbach, Ross C	M45	Simmons, Cheryl A	W46	Haines, William W	M76
Bronson, Meredith C	W31	Brown, Laura G	W51	Skelly, Drew K	M47	Harberts, Harry S	M56
Jochim, Christian	M65	Capizzi, Stefanie	W26	Soderstrom, Tom J	M55	Hasty, Mary Lynne	W36
Salles-Cunha, Lucas	M33	Caron, Louis J	M56	Stedry, Stephen P	M62	Henry, Daniel W	M71
Yuen, Matt	M54	Castleton, Tom	M42	Stephenson, Dan	M56	Hirakawa, Diane M	W64
Total: 4		Chesley, Jana P	W41	Sternberg, Scott D	M55	Hood, Jonathan	M49
Red River Masters		Cienega, Julio	M47	Sterne, Erik A	M61	Houchin, Jason	M38
Seagraves, Bob A	M57	Cook, Sally A	W52	Strybel, David	M58	Hubach, Eric	M80
Total: 1		Curson, Matthew W	M27	Uribe, John J	M50	Hubbard, Donald J	M86
Red Tide		Dailey, Erik W	M33	Vernallis, Kayley N	W53	Ines, Gil B	M46
Loftis, Mark	M53	Dubrick, Jon S	M45	Vogelgesang, Keith C	M31	Jett, Darrell L	M55
Total: 1		Durieux, Chad A	M34	Wetzler, Amanda S	W27	Jones, Brian M	M72
Redlands YMCA Masters		Fusedale, Nick J	M38	Whitehead, Michael L	M48	Jones, Kenton R	M46
Rinehardt, Nicole	W49	Garrett, Noah	M36	Total: 68		Kimball, Ken	M83
Total: 1		Glezen, Jonathan T	M54	San Diego Swim Masters		Komissarov, Andrey A	M53
Reston Masters Swim Team		Goebel, Donna D	W57	Akin, Jay	M38	Ksiazek, Kendra	W32
Boyle, Michael F	M62	Gold, Susan	W53	Amundson, Heidi M	W29	Lauritano, Giuseppe A	M40
		Goode, Douglas J	M74	Amundson, Pam	W63	Maroudis, Kristina M	W38
				Andersen, Peter	M70	Marr, Jackie M	W70

Athlete Roster – by Club

Name	Age	Name	Age	Name	Age	Name	Age
San Diego Swim Masters		Winkler, Renate M	W75	Deery, Kyle B	M29	South Coast Aquatics	
Martinez, Jorge E	M66	Wolle, Jordan B	M85	Dye, Dean	M72	Schoenneman, Lisa L	W51
Meldrum, Laura G	W60	Wolle, Marian E	W85	Groselle, Jack R	M59	Simpkins, Patrick K	M26
Mench, Lee E	M61	Wussler, Mark	M58	Groselle, Laura L	W53	Sovero, Emilio A	M65
Menchaca, Abel	M56	Total: 109		Hamel, Laura	W49	Stanley, Bradford	M53
Mendez-Ramirez, Libardo A	M40	San Mateo Masters		Kryka, Nancy	W58	Total: 4	
Merz, Peter	M51	Fasbender, Alice J	W75	Lodwig, Keefe L	M70	South West YMCA Masters	
Mitchell, Tom	M80	Total: 1		Matysek, Jim	M54	Perkins, Robert M	M51
Moyer, Catherine J	W33	Santa Barbara Masters		Perout, Jeffrey J	M60	Total: 1	
Murphy, Pete	M32	Abrami, John F	M53	Shaheen, Luke	M25	Southern California Aquatic Ma	
Murtagh, Cari	W33	Acton, Michael S	M54	Smith, Walter	M23	Andrus, Megan M	W32
Nakayama-Simpson, Lisa M	W49	Braden, Cindy J	W50	Stutz, Kathleen J	W31	Baun, Marci	W45
Neville, Cathy V	W56	Brown, Adrienne M	W28	Walker, Rick B	M63	Beal, Kristy	W24
Ohlin, Kevin	M53	Daugherty, William M	M54	Total: 16		Boosin, Michael J	M47
Pandya, Yatindra	M33	Hawes, Liz A	W37	Sierra Nevada Masters		Bronson, Angela	W54
Parker, Emily S	W28	Power, Michael L	M45	Conkey, Jim	M82	Bronson, Jenifer L	W32
Paul, Lara	W45	Reed, Scott W	M43	Conkey, Nancy	W69	Bronson, Julie L	W64
Paz, Stella A	W29	Total: 8		Lerude, Stephanie	W50	Bronson Raives, Sheila	W56
Piggott, Emma	W39	Santa Clarita Masters Club		Miller, Celeste	W63	Calhoun, Jay M	M54
Plackemeier, Steven J	M59	Anguetta, Daniel A	M20	Shonkwiler, Gwen S	W56	Chisholm, Hailey M	W21
Price, Allison	W62	Anguetta, Nicholas A	M23	Sorensen, Susan	W44	Crowe, Kevin J	M51
Price, Robert E	M71	Bailey, Tracey L	W47	Tyler, A Susan	W65	de Leve, Samantha	W24
Quiroga, Nancy	W40	Danny, Jordan S	W22	Weiss, Sharon M	W51	Dekar, Rachel	W22
Raboin, Deborah	W62	Edge, Jonathan A	M47	Total: 8		Ferritto, Elaine M	W28
Ralphs, Tony	M70	Edge, Marci J	W49	Skyline Masters Swim Club		Godges, Arlette A	W49
Ramey, Marilyn A	W73	Ellington, Cheri	W56	Jaffe, Kristin N	W75	Gustafson, Christina	W26
Renshaw, Robin M	W50	Helgason, Tryggvi	M50	Total: 1		Hengels, Hallie M	W19
Ricks, Jeffrey	M41	Liebowitz, Daniel A	M29	Socal Aquatics Association		Horwitz, Stephanie	W19
Rittenhouse, Susan B	W76	Marshall, Mario L	M31	Spejcher, Larry	M49	Ireland, Bill	M54
Rudolf, Linda K	W50	Stroh, Christopher M	M26	Total: 1		Ito, Daisuke	M33
Salas, Maria A	W50	Total: 11		Solana Beach Swim Masters		Lapinskas, Christina	W28
Scott, Rob	M53	Santa Cruz Masters Aquatics		Hohn, Chris	M45	Latt, Melissa J	W50
Short, Matt	M41	Wilson, Kurt E	M54	Rogers, Pamela K	W56	Levy, Grant A	M51
Siegel, Christine L	W56	Total: 1		Svinterud, Bjorn	M47	Lucas, James B	M63
Stengel, Alta F	W63	Santa Rosa Masters		Total: 3		McCabe, Erin	W34
Stiles, Jasmine	W47	Apple, Mali A	W50	Sonoma Aquatic Club Masters		Meyer, Kim	W55
Stone, Wes B	M51	Bulman, Robin A	W48	Ryan, Aleah M	W30	Miller, Sigute	W55
Stoneman, Dan	M52	Dunn, Joe S	M55	Ryan, Keith	M29	Mitchell, Todd D	M52
Tanner, Frank	M82	Foreaker, Don	M61	Total: 2		Motherway, Nancy	W37
Thayer, Marieke	W52	Keating, Kevin	M50	South Bay Swim Team		Murray, Elizabeth Murray P	W21
Thompson, Hilliary G	W38	Morales, John R	M55	Buhler, Alexis L	W35	Muth, Daniel F	M47
Tortozza, Carlos A	M63	Nelson, Sheila	W45	Choy, Joanna C	W52	Nance, Matthew E	M48
Trost, Ted	M44	Terhorst, Hermine M	W55	Eberwine, Bob	M53	Newbegin, Brian	M44
Viccaro, Adam	M29	Wilder, Hugh	M66	Kalin, Melinda	W57	Owen, Rada E	W35
Voisard, Alan	M53	Total: 9		Kelly, Lori S	W65	Reid, Mary K	W19
Walsh, Bill	M56	Sarasota YMCA Sharks		Neilan, David A	M47	Rippetoe, Kenneth R	M44
Webster, Dale W	M44	Brenner, Bill	M55	Stalker, Nathan S	M39	Savage, Mark G	M50
Weston, Susan E	W62	Butcher, Rob	M41	Sundius, David	M55	Strickland, Chris	M35
Williams, Anne H	W75	Couch, Bob E	M66	Total: 8		Thomas, Bruce W	M56
Williams, Frank	M73					Tiernan, Joy	W34
Williamson, Colin A	M34						

Name	Age	Name	Age	Name	Age	Name	Age
Southern California Aquatic Ma		Total: 1		Cooperman, Jeff	M46	Quinn, Phyllis E	W58
Turbin, Alan	M62	Swim Fort Lauderdale		Engelskirchen, Adam G	M45	Rudloff, Edward	M66
Wall, Chris L	M51	Acosta, Joel A	M25	Holt, Tate	M62	Rudloff, G Edward	M90
Wolkowitz, Mi A	M32	Dwors, Elizabeth C	W33	Lugassy, Heather	W43	Shiosaki, Daniel T	M29
Total: 43		Fischer, Andy	M46	Meyerhoff, Rick	M66	Shipp, Rachel V	W30
Southern California Nooners		Fiser, Graeme A	M47	Ridout, Nancy J	W71	Talbott, Christopher J	M27
Beech, Jennifer R	W27	Hendrick, Marty	M55	Shoenberger, Linda R	W66	Taylor, Jonathan B	M25
Johnson, Jeremy M	M44	Jackwin, Eric L	M24	Sondag, Lynn S	W45	Thompson, Amy W	W42
Messerly, M. Heather	W45	Larson, Linda L	W58	Stambolis, James N	M66	Van Horn, William G	M75
Wilson, Carol W	W56	Lassen, Megan M	W43	Tulin, Bill	M55	Watanabe, Naoko	W31
Total: 4		Lastfogel, Laura L	W31	Tull, Greg	M45	Welting, Lauren K	W48
Southern Masters Swimmers		Novotny, Deidre D	W25	Tull, James C	M60	Yntema, Douwe	M24
Arnold, Patricia F	W74	Pardo, Robert R	M40	Val, Laura B	W62	Total: 33	
Jaubert, Marcel	M49	Rudy, Jeena I	W20	Wheeler, Barbara C	W56	Tower 26	
King, Rebecca L	W33	Schick, Lori A	W50	Zuur, James	M73	Walikis, Robert J	M47
Lehmann, Karl M	M28	Szekeres, Naomi O	W35	Total: 17		Total: 1	
Williams, Dale B	W61	Ventura, Rosa V	W66	Team Ridglea		Tri Valley Masters	
Total: 5		Volz, Kristin R	W40	Penn, Michael J	M52	Bogdan, Sander B	M35
Southwest Ohio Masters		Webb, Linda	W68	Total: 1		Bracken, Judy W	W56
Tomley, Patty A	W46	Williams, Ryan D	M40	Tempo Aquatics Masters		Crane, John K	M62
Total: 1		Total: 18		Hanel, David M	M42	Cutting, Steve	M56
Spectrum Athletic Clubs South		Swim Kentucky Masters		Total: 1		Daene, Markus	M34
Clausen, Scott	M39	Baldwin, Patricia A	W58	Terrapin Masters		Mc Cracken, Bill	M52
Pinto, Rachel R	W36	Baldwin, Tricia A	W23	Accornero, Barry	M62	Murphey, Ray W	M34
Roth, Christopher M	M28	May, Julie	W46	Doane, Michael P	M43	Nygren, Mary Ann	W46
Schuster, Brian	M24	Proffitt, Jordon D	M32	Grover, Mollie K	W32	Pearson, Loren J	W38
Total: 4		Schaal, Maor	M45	Strahota, Jeffrey R	M33	Rowe, Luane	W24
Spokane Waves Aquatic Masters		Schaal, Shlomit	W43	Total: 4		Schiel, Doug	M72
Steenhuis, Harm-Jan	M46	Smath, Meg	W57	The Olympic Club		Sinclair, Jessica	W44
Total: 1		Total: 7		Ballon, Zachary J	M19	Sitzmann, Amy K	W33
St Pete Masters Inc		Swim Utah		Benoit, Matthew	M26	Stoll, Kurt A	M54
Beach, Robert E	M83	Baird, Fred C	M65	Carter, Paul V	M56	Taylor, Vicki	W28
Total: 1		Bolanos-Moore, Barbara A	W80	Chessen, Christine	W47	Total: 15	
St. Louis Area Masters		Karren, John	M46	Dorr, John W	M30	Triton Swimming and Triathlon	
Kohn, Catherine K	W60	Karren, Kelly S	M40	Ferguson, Kevin	M23	Catton, Michael S	M47
Walker, Larry	M70	Lyman, Carolyn B	W63	Ferroggiaro, Fred	M60	Total: 1	
Total: 2		Tate, Haylee A	W19	Gans, Egan	M27	Tuolumne County Aquatic Master	
Stanford Masters Swimming		Tate, Julie H	W41	Gill, Meg B	W28	Todd, Richard T	M71
Barnea, Daniela	W69	Treiman, Gerald S	M53	Greenwood, Scott C	M36	Total: 1	
Fasbender, Barry A	M76	Total: 8		Haris, Lee D	M59	Ubc Masters Swim Club	
Glenn, Katie	W37	Swymnut Masters		Holsman, Trent T	M33	Kalas, Pamela	W37
Miller, Tim	M50	Lepinski, Cokie	W54	Houston, Katy	W26	Total: 1	
Montgomery, Hart W	M28	Total: 1		Lentz, Graham M	M29	UC Irvine	
Montgomery, Payne M	M22	T2 Naples Masters		Malasky, Martin E	M25	Buckley, Tim P	M58
Phelan, Darren D	M50	Blackburn, Lisa	W42	Mc Caffery, Michael G	M60	Colesen, Kierstin H	W22
Total: 7		Total: 1		McKinley, Howard M	M92	Croson, Sean	M40
Surf City Aquatics Club		Tamalpais Aquatic Masters		McWhorter, Michael C	M40	Cross, Brook	M63
McGlynn, Jerry	M47	Bernard, Alan D	M64	Meyer, Marguerite	W54	Giometti, Danny P	M27
		Burns, Richard	M70	O'Donnell-McCarthy, Fiona	W26	Gottschling, Caroline	W25
				O'Donnell-McCarthy, Ian P	M22		

Athlete Roster – by Club

Name	Age	Name	Age	Name	Age	Name	Age
UC Irvine		Lumbert Gentry, Kerri	W56	Alexander, Martha A	W64	Eldredge, William	M73
Hoskinson, Jeff	M40	Maczka, Evan C	M30	Blazic, Frank A	M67	Fremont, Robert	M55
Johnson, Jennifer G	W30	Malone, Kenneth G	M49	Burr, Ken M	M69	Iglesias, Rodrigo J	M38
Murray, Allen K	M69	Martin, Michael P	M53	Curran, Hope R	W19	Lewis, Cynthia J	W38
Newell, Bruce H	M69	Masson, Martin	M52	Curran, Margee M	W52	Lewis, Mike J	M48
Podmajersky, Tom E	M50	McConnell, Stan	M82	DeLacy, James R	M67	McClung, Paton M	M44
Powers, Brandon L	M30	Miller, Josh	M30	Duggan, Karen L	W43	Peters Johnson, Anne T	W48
Price, Kyle S	M29	Moreno, David	M44	Haworth, Joyce M	W76	Reiss, Natasha	W44
Schlup, Patrick	M73	Osborne, Sarah	W51	Keeler, Susan E	W35	Scheff, Jonathan	M61
Schober, Charlie T	M67	Rezai, Natasha	W27	Nootbaar, Tom T	M50	Whitley, John K	M70
Total: 15		Robinson, Keith A	M55	O'Brien, Charlene A	W57	Witte, Anna	W27
UCLA Bruin Masters		Romo, Karen	W37	O'Brien, Kerry L	M56	Total: 12	
Ciraulo, Christie	W60	Shockley, Kayla	W19	Sotelo, Sophia S	W52	Wisconsin Masters Aquatic Club	
Ciraulo, Diana	W20	Shockro, Ellen K	W71	Stupfel, Norman E	M81	Holland, David A	M55
Cook, Jenny L	W55	Silberman, Lou	M87	Willert, Dan T	M71	Rezmer, Nancy G	W57
Henkel, Joao E	M40	Soule, Lise	W23	Total: 15		Smith, Don E	M56
Hibben, Veronica	W57	Takai, Erik	M71	West Hollywood Aquatics		Total: 3	
Millar, Simon A	M47	Weber, Rob	M55	Bahamon, Luis E	M52	Woodlands Masters Swim Team	
Morales, Tito	M54	Welco, Alan	M59	Bartlett, Elisabeth L	W27	Bloomfield, Sue A	W61
Mori, Warren B	M54	Whinnery, Typ	M22	Clavijo, Luis F	M28	Glass, Mark W	M39
Muller, Mariyeh F	W57	Yeager, Clark S	M64	Crosby, Michael E	M34	Koch Davis, Laura K	W37
O'Keefe, Peter R	M63	Total: 44		Figueiredo, Paulo	M67	Leilich, Joann	W74
Stebbins, Erika M	W43	University of San Francisco Ma		Graham, Errol	M54	Total: 4	
Stokes, Michael R	M50	Ballenger, Marie A	W27	Hall, Alexander D	M42	YMCA at Glen Cove	
Young, Charley	W26	Byrnes, Barbara G	W57	Jaunzeme, Andra	W60	Doering, Andrea L	W49
Total: 13		Byrnes, Ilse M	W86	Johansson, Kenneth R	M44	Hathaway, Janice L	W49
Unattached		Fleming, Jack C	M78	Karlin, Olivia	W49	McNichols, Jennifer W	W49
Aguilar, Rogelio	M39	Grohe, William E	M80	Kirvan, David B	M49	Patton, Lisa A	W51
Batten, Hugh N	M67	Mc Bride, Patrick F	M44	Larson, Charles A	M61	Total: 4	
Bell, John L	M71	Pielago, Joe K	M23	Levinrad, Jan L	W66	Ywca Masters of Adams County	
Borgese, Joseph	M29	Sway, David A	M40	Levy, Aaron	M54	Diehl, David J	M72
Buckley, Mark	M60	Total: 8		Libit, Bryan A	M34	Total: 1	
Callahan, Jim	M56	Ventura County Masters		Murphy, Brian A	M65		
Carey, George L	M71	Blatt, Cindy S	W60	Murphy, Patrick J	M28		
Cemenenkoff, Sergei	M49	Blatt, Michael J	M58	Ogorzelec, Gregg A	M47		
Conferti, Ron L	M49	Derr, John M	M64	Olver, Brian J	M36		
Day, Nadine K	W43	Gruber, Glenn A	M64	Schmidt, Matthew B	M35		
DeNezzo, Nicholas A	M25	Kerns, Hubie	M64	Seaton, Jessica W	W60		
Dowell, Robert K	M51	Shaffer, Mike G	M48	Shandrew, Jerry S	M47		
Enguidanos, Robert C	M51	Warmuth, Stacey	W57	Shigaki, Carole	W58		
Fallick, David K	M50	Total: 7		Stratte-McClure, Joel W	M65		
Foote, David E	M63	Virginia Masters Swim Team		Wadley, Wadley	M34		
Harmon, Mark J	M55	Braaten, Kitten	W58	Walther, Gregory	M29		
Hayward, David S	M53	Durrant, Betsy	W72	Young, Chad R	M49		
Juiris, Peter	M39	Galletly, Sandy	M71	Total: 27			
Kleinert, Michael	M32	Hlavacek, Ida M	W71	Wildcat Alumni Masters			
Koenig, Mike	M62	Novell, Ken	M71	Sterzer, Robin S	W49		
Lebsack, Alec D	M38	Swiger, Ralph B	M57	Total: 1			
Lecaroz, Melanie C	W23	Total: 6		Wind-n-Sea Masters Swimming			
Loeffler, Kurt	M43	Walnut Creek Masters		Clark, Eva M	W58		

Day 1 – Wednesday, August 7

Warm-up

6:30 a.m.–7:50 a.m.

Check-in Deadlines for Day 1

The following are positive check-in events. Check-in may be done in person at the registration area or online at usms.org.

Weds., August 7	1500 freestyle	7:00 a.m.
-----------------	----------------	-----------

PLEASE NOTE:

If you do not check in by the deadline, you will not be seeded; there are no exceptions.

Meet Start Time

8:00 a.m.

Men	Event	Women
1	1500 freestyle (mixed)	2

Entry Deadline for Day 2 (Thursday) Relays

Relays must be turned in at the relay desk.

Weds., August 7	200 medley relay (men and women)	3:00 p.m.
-----------------	-------------------------------------	-----------

2013 Marriott USMS Summer Nationals

Marguerite Aquatic Center

Psych Sheet - Wednesday, August 7, 2013

#1 Men 1500 LC Meter Freestyle

Name	Age Club	Seed Time
1 Schnaars, George	18 MVN	15:57.26
2 Cox, Ryan E	40 MVN	17:07.96
3 Wadley, Wadley	34 WH2O	17:08.30
4 Weisbecker, Brian T	19 MVN	17:30.48
5 Shaffer, Mike G	48 VCM	17:54.47
6 Ryan, Keith	29 SON	17:59.32
7 Sabala, Michael C	33 CTRI	18:00.00
8 Dickson, Kurt F	46 ARIZ	18:17.32
9 Miller, Kyle A	19 MMAC	18:33.51
10 Jezek, Jacob J	19 LVM	18:40.00
11 Autissier, Patrick	51 NEM	18:40.00
12 Thomas, Bruce W	56 SCAQ	18:41.34
13 Loftis, Mark	53 REDT	18:51.00
14 Carlsen, Glenn	56 CMSC	18:51.90
15 Edge, Jonathan A	47 SCMC	18:53.68
16 Mann, Michael T	59 CMS	18:55.00
17 Roper, Matthew D	32 DAM	18:58.93
18 Menzel, Todd R	41 MVN	19:00.00
19 Collins, Michael D	47 NOVA	19:02.26
20 Alders, Alec	24 ROSE	19:02.95
21 Jones, Kenton R	46 SDSM	19:06.15
22 Jelen, Doug	40 PSM	19:06.19
23 Riddle, James M	51 NOVA	19:10.28
24 Mc Cracken, Bill	52 TVM	19:15.00
25 Krauser, Larry B	60 HMS	19:24.07
26 Harper, Buzz L	54 LAPS	19:30.00
27 Nalli, Lyle A	53 PSM	19:30.00
28 Kleinert, Michael	32 UNAT	19:30.00
29 Reilly, Jeff M	52 1776	19:30.10
30 Millar, Simon A	47 UCLA	19:30.75
31 Cohen, Sandy	48 MOVY	19:33.41
32 Miller, Matt	36 OREG	19:44.13
33 Garcia Carranza, Jaime	49 CRCC	19:45.00
34 Zeruhn, Bernie	42 NOVA	19:47.44
35 Cordero, Billy	46 CHGO	19:48.63
36 Pardo, Robert R	40 SFTL	19:49.69
37 Hathaway, David	53 OREG	19:53.20
38 Phillips, Daniel L	50 PSM	19:55.00
39 Stietzel, Kent J	44 MELO	19:55.05
40 Stewart, David W	50 MOST	19:55.60
41 Sax, William C	44 GMUP	19:59.00
42 Seibt, Andreas K	55 IM	20:00.00
43 Biessmann, Max R	28 NOVA	20:00.00
44 Passos, Andre	40 ROSE	20:00.00
45 Ito, Daisuke	33 SCAQ	20:00.00
46 Mc Caffery, Michael G	60 TOC	20:00.00
47 Townsend, Scott	60 LVM	20:01.50
48 Calhoun, Jay M	54 SCAQ	20:07.29
49 Morales, Tito	54 UCLA	20:10.32
50 Strehle, Andrew P	44 NEM	20:10.56
51 Ripic, Steve	40 MVN	20:11.43
52 Waud, Timothy P	46 OREG	20:16.02
53 Thompson, Reese E	54 MOVY	20:28.72
54 Nygren, Brad E	39 NOVA	20:30.00
55 Ogorzelec, Gregg A	47 WH2O	20:30.00
56 Waldron, Edward C	47 CVMM	20:37.89
57 Eberwine, Bob	53 SOBA	20:39.00
58 Kerns, Hubie	64 VCM	20:41.91

59 Ramirez, Miguel	33 MVN	20:48.47
60 Modjeska, Mark E	60 ARIZ	20:49.21
61 Borton, Dan	45 ROSE	20:59.09
62 Aguilar, Rogelio	39 UNAT	20:59.41
63 Fletcher, Slater	37 NOVA	21:00.00
64 Jacobs, Lee	44 NOVA	21:00.99
65 Kirker, John J	42 NOVA	21:03.11
66 Korionoff, Dimitrii J	37 MVN	21:13.93
67 Karren, John	46 UTAH	21:14.50
68 Rudloff, Edward	66 TOC	21:21.37
69 McGlynn, Jerry	47 SCAC	21:21.59
70 Slater, Louis C	65 FGST	21:30.00
71 Stoneman, Dan	52 SDSM	21:30.00
72 Crane, John K	62 TVM	21:30.00
73 Welechuk, Jeff J	43 CMSC	21:31.33
74 Fujimoto, Andy N	43 MVN	21:32.98
75 Rines, David	36 MVN	21:37.30
76 Frogley, Terry	43 SDSM	21:43.12
77 Serbia, George W	53 NOVA	21:44.55
78 Glezen, Jonathan T	54 ROSE	21:47.03
79 Campbell, Chris	52 MVM	21:58.09
80 Skelly, Drew K	47 ROSE	22:00.00
81 Enguidanos, Robert C	51 UNAT	22:00.15
82 Neiswonger, Richard J	54 MVN	22:00.20
83 Radcliff, David A	79 OREG	22:00.92
84 Dunn, Joe S	55 SRM	22:01.00
85 Dailey, Erik W	33 ROSE	22:01.01
86 Stedry, Stephen P	62 ROSE	22:01.95
87 Plackemeier, Steven J	59 SDSM	22:02.58
88 Nissen, Andrew	39 MVN	22:09.00
89 Tong, Abel S	49 NOVA	22:10.00
90 Morris, Stephen L	62 PCAT	22:18.98
91 Thornham, Chris J	32 LVM	22:20.00
92 Arneson, Gaard	65 MICH	22:29.50
93 Hendrick, Marty	55 SFTL	22:29.88
94 Schwartz, Marvin B	65 ARKM	22:30.00
95 Wilson, Grant	56 NOVA	22:30.00
96 Hitch, Walter D	61 ROSE	22:30.00
97 Willert, Dan T	71 WCM	22:30.00
98 Sundius, David	55 SOBA	22:34.00
99 Larson, Allen J	60 OREG	22:37.04
100 Liebowitz, Daniel A	29 SCMC	22:37.26
101 Callender, Scott	49 NOVA	22:39.42
102 Genz, Michael A	55 SDSM	22:46.05
103 Hassan, Mazen K	46 CVMM	22:50.00
104 Pfeiffer, Rich	60 NOVA	22:54.50
105 Suttle, Michael	60 CAPO	23:00.00
106 Whitehead, Michael L	48 ROSE	23:02.40
107 Stites, Jim S	56 ARIZ	23:27.74
108 Willis, Gregory B	65 LAPS	23:31.05
109 Heins, Barry	57 RGSC	23:43.02
110 Koenig, Mike	62 UNAT	23:46.83
111 McQuiggan, Frank	65 NEM	23:50.03
112 Nelson, Robert H	66 MESC	23:54.05
113 Clausen, Scott	39 SSBM	24:00.00
114 Ralphs, Tony	70 SDSM	24:01.64
115 Foote, David E	63 UNAT	24:07.00
116 Munro, Stuart A	56 OREG	24:27.00
117 Umholtz, Ken	61 OJAI	24:40.00
118 Adcock, Richard P	58 PSM	24:48.49
119 Hayward, David S	53 NOVA	25:00.00

120 Ebel, Mark T	65 PCST	25:00.00
121 Murphy, Brian A	65 WH2O	25:00.00
122 Evans, Ed M	52 MVN	25:21.31
123 Galletly, Sandy	71 VMST	25:32.48
124 Colonnesse, Michael A	69 MVN	25:45.07
125 Martin, Michael P	53 UNAT	25:50.99
126 Freeman, Frank B	68 CVMM	25:54.88
127 Boyle, Michael F	62 RMST	26:00.00
128 Ono, Satoshi	39 ROSE	26:00.00
129 LeMaster, Stan	66 NTEX	26:03.00
130 Halff, Henry M	71 MOST	26:10.04
131 Sovero, Emilio A	65 SCA	26:34.06
132 Blazic, Frank A	67 WCM	26:50.00
133 Fasbender, Barry A	76 STAN	26:50.62
134 Hamilton, Raymond H	70 AKMS	26:50.84
135 Bergstrom, Robert W	72 FMT	26:54.87
136 Catlin, Michael W	55 NOVA	26:55.72
137 Kovary, Steven A	72 LBG	27:00.00
138 Bailey, Douglas N	71 MVN	27:00.00
139 Coale, Bob	73 SDSM	27:00.00
140 Gallagher, Drury J	75 XCEL	27:00.00
141 Carey, George L	71 UNAT	27:17.43
142 Lucas, James B	63 SCAQ	27:25.00
143 Trowbridge, Val K	59 MVN	28:00.00
144 Kolka, Scott	42 MVN	29:00.00
145 Bovee, Dennis R	68 SDSM	29:00.00
146 Miller, Jamie A	59 NCMS	29:21.20
147 Groaning, Michael D	42 ISWM	29:30.51
148 Schiel, Doug	72 TVM	29:52.50
149 Bush, Richard S	65 NOVA	29:52.77
150 Henry, Daniel W	71 SDSM	30:00.00
151 Price, Robert E	71 SDSM	30:00.00
152 Beach, Robert E	83 SPM	30:00.00
153 Smith, Don E	56 WMAC	31:25.25
154 Lamb, Willard J	91 OREG	32:00.00
155 Wolle, Jordan B	85 SDSM	38:00.00
156 Grohe, William E	80 USF	45:00.00
157 Macias, Jesse G	55 HMS	56:00.00

#2 Women 1500 LC Meter Freestyle

Name	Age Club	Seed Time
1 Rowe, Luane	24 TVM	17:22.39
2 Parker, Emily S	28 SDSM	18:18.11
3 Opdycke, Rendy L	29 NOVA	18:24.00
4 Horvitz, Stephanie	19 SCAQ	18:37.01
5 Gellatly, Jill E	46 COOG	19:10.00
6 Carlsen, Jeanne	55 CMSC	19:30.77
7 Najjar, Ellie S	52 CMS	19:42.48
8 Walker, Sarah E	29 CMS	19:53.00
9 Elsbach, Kimberly D	50 DAM	19:59.47
10 Hunter, Danielle M	24 MVN	20:00.00
11 Moore, Katie M	25 MVN	20:00.00
12 Stolte, Heather J	41 NOVA	20:00.00
13 Tonelli, Marlana L	25 CHGO	20:22.22
14 Adams, Kari S	47 LVM	20:25.00
15 Spivey, Bonnie L	55 MVN	20:31.80
16 Kalas, Pamela	37 UBC	20:32.00
17 DeLozier, Anna	50 ARIZ	20:38.58
18 Bounds, Brandy S	32 NOVA	20:53.28
19 Hagadorn, Heather	48 CMS	20:56.57
20 Christensen, Heidi L	55 CVMM	20:59.90

**2013 Marriott USMS Summer Nationals
Marguerite Aquatic Center
Psych Sheet - Wednesday, August 7, 2013**

#2 ... (Women 1500 LC Meter Freestyle)						
21 Lamph, Becky L	45 LVM	21:00.05	80 Marr, Jackie M	70 SDSM	25:08.88	
22 Catallo-Madruga, Marci H	34 CMS	21:09.98	81 Strauss, Judy	59 MELO	25:09.07	
23 Hearst, Denise	55 CVMM	21:15.00	82 Motherway, Nancy	37 SCAQ	25:13.00	
24 Bobbin, Maggie	25 ROSE	21:23.49	83 Hayden, Carol	63 MVN	25:30.00	
25 Richardson, Debbie D	51 LAPS	21:23.94	84 Mitchell, Alison A	59 MVN	25:32.75	
26 Schumacher, Jen M	28 NOVA	21:25.87	85 Cushing, Patti A	57 MVN	25:33.11	
27 Lassen, Megan M	43 SFTL	21:30.05	86 Volz, Kristin R	40 SFTL	25:38.06	
28 Delmage, Arlene	51 OREG	21:34.64	87 Wilson, Sonia C	39 NOVA	26:00.00	
29 Sorenson, T	47 MVN	21:35.02	88 Tyler, A Susan	65 SNM	26:00.31	
30 Matena, Jana	51 MELO	21:37.59	89 Montrella, Beverly J	67 MVN	26:04.41	
31 Brown, Denise H	54 MICH	21:37.94	90 Baldwin, Tricia A	23 SKY	26:09.67	
32 Grilli, Tracy L	56 NEM	21:39.18	91 Callaway, Linda	60 MOST	26:35.70	
33 May, Julie	46 SKY	21:45.60	92 Meyer, Kim	55 SCAQ	27:15.00	
34 Major, Becki P	50 ARIZ	21:48.19	93 Williams, Anne H	75 SDSM	27:20.80	
35 Goldsmith, Dara	47 LVM	21:58.20	94 Christensen, Mary L	68 SDSM	27:31.52	
36 Maroudis, Kristina M	38 SDSM	22:05.51	95 Span, Eileen T	48 MVN	27:35.11	
37 Chesley, Jana P	41 ROSE	22:25.72	96 Stengel, Alta F	63 SDSM	27:56.31	
38 Koehler, Deanna C	44 CVMM	22:30.61	97 Deputy, Kerry	52 NOVA	28:00.00	
39 Battin, Carolyn	59 LVM	22:35.00	98 Munn, Susan L	75 DAM	28:44.93	
40 Phillips, Sue	49 OREG	22:42.21	99 Durrant, Betsy	72 VMST	28:46.50	
41 Baun, Marci	45 SCAQ	22:45.01	100 Quiroga, Nancy	40 SDSM	29:00.00	
42 Stokols, Niki F	56 CVMM	22:52.80	101 Weston, Susan E	62 SDSM	29:36.00	
43 Zawistoski, Lisa W	44 COTO	22:58.44	102 Ishii, Stefanie H	46 LVM	30:00.00	
44 Saul-Zachau, Joanne	55 LVM	23:00.00	103 Huang, Chi-Ying	41 ROSE	30:00.00	
45 Miller, Celeste	63 SNM	23:00.00	104 Shockro, Ellen K	71 UNAT	30:03.96	
46 Mc Leod- Crady, Jennifer	38 MVN	23:00.24	105 Goodman, Lois	66 OJAI	30:04.46	
47 Khalil, Heidi G	42 ROSE	23:00.47	106 Burgess, Birgit A	54 NOVA	30:47.24	
48 Yanco, Colleen M	54 NOVA	23:08.00	107 Richter, Jenny	45 MVN	31:00.77	
49 Ellington, Cheri	56 SCMC	23:10.38	108 Arnold, Patricia F	74 SMS	31:46.94	
50 Thayer, Marieke	52 SDSM	23:10.67	109 Casey, Kathrine J	65 PSM	31:49.18	
51 Kircalioglu, Gamze	42 ROSE	23:22.78	110 McConkle, Cori	59 NOVA	32:00.00	
52 Seubert, Erica L	32 ROSE	23:28.88	111 Catlin, Tina L	54 NOVA	32:30.00	
53 Sitzmann, Amy K	33 TVM	23:30.00	112 Whiter, Peggy S	70 OREG	33:09.47	
54 Nygren, Mary Ann	46 TVM	23:30.40	113 Cushman, Susan	51 LVM	34:00.00	
55 Bracken, Judy W	56 TVM	23:33.87	114 Fruin, Pat	70 MMM	34:45.97	
56 Quinn, Phyllis E	58 TOC	23:34.11	115 Baptista, Barbara O	66 MAM	35:00.00	
57 Atkinson, Karen E	38 NEM	23:37.61	116 Kelly, Lori S	65 SOBA	35:00.00	
58 Leithiser, Mary Ellen	53 LAPS	23:40.00	117 Muller, Mariyeh F	57 UCLA	35:30.20	
59 Hooe, Donna L	51 GAJA	23:45.50	118 Tomlinson-Macias, Melinda I	55 HMS	37:00.00	
60 Morse, Elisa	31 ROSE	23:57.73	119 Fieno, Gail M	70 LVM	38:00.00	
61 Wilson, Carol W	56 NOON	23:58.00	120 Choy, Joanna C	52 SOBA	45:28.00	
62 Ashworth, Michelle P	50 LVM	24:01.21	121 Bolanos-Moore, Barbara A	80 UTAH	48:44.00	
63 Wymelenberg, Lynn A	58 RMST	24:02.13				
64 Shoenberger, Linda R	66 TAM	24:03.63				
65 Edge, Marci J	49 SCMC	24:06.48				
66 Weissman, Deanne R	51 MVN	24:08.86				
67 Tiernan, Joy	34 SCAQ	24:09.24				
68 Braaten, Kitten	58 VMST	24:20.29				
69 Watts, Sue N	59 1776	24:25.30				
70 Wylie, Lori L	60 CMSC	24:30.00				
71 McEwen, Katie T	42 NOVA	24:30.00				
72 Menard, Joanne	65 MMAC	24:32.83				
73 Dillbeck, Stephanie K	36 MSCA	24:37.11				
74 Kirker, Amanda G	34 NOVA	24:40.00				
75 Lyman, Carolyn B	63 UTAH	24:40.57				
76 Esau, Nicole R	30 CMSC	24:45.00				
77 Wright, Bridget M	47 NOVA	24:45.00				
78 Henry-Parker, Heather	31 ROSE	24:45.00				
79 Latt, Melissa J	50 SCAQ	25:00.00				

Swim to WIN!

To fuel her 1st place finishes in all six of her races at the 2013 USMS Spring Nationals, Diann Uustal fueled with HEED throughout the day and had a Hammer Gel between each race. By the end of the meet, Diann had set four national records, celebrating with a glass of Recoverite. Photo: Tom Uustal

Whether you're swimming a 50-yard sprint or 1650-yard freestyle, Hammer Nutrition has the products that you need to perform at your best! Give your body the clean, healthy fuel it craves and enjoy:

- Sustained energy
- Increased endurance
- Reduced fatigue
- Enhanced recovery



Hammer Nutrition is an enthusiastic sponsor of the Marriott USMS Summer Nationals. Try any of our superior fuels today and find out for yourself what it means to "Fuel Right and Feel Great!®"



ORDER TODAY!
1.800.336.1977
www.hammernutrition.com

Day 2—Thursday, August 8

Warm-up

6:30 a.m.—7:50 a.m.

Check-in Deadline for Day 2

The following are positive check-in events. Check-in may be done in person at the registration area or online at usms.org.

Thurs., August 8	200 IM 200 freestyle	7:00 a.m.
------------------	-------------------------	-----------

PLEASE NOTE:

If you do not check in by the deadline, you will not be seeded; there are no exceptions.

Meet Start Time

8:00 a.m.

Men	Event	Women
3	100 breaststroke	4
5	200 IM	6
7	100 backstroke	8
9	200 freestyle	10
11	200 medley relay	12

Entry Deadline for Day 3 (Friday) Relays

Relays must be turned in at the relay desk.

Thurs., August 8	200 mixed freestyle relay	3:00 p.m.
------------------	---------------------------	-----------

2013 Marriott USMS Summer Nationals
Marguerite Aquatic Center
Meet Program - Thursday, August 8, 2013

#3 Men 100 LC Meter Breaststroke													
Lane	Name	Age	Club	Seed	Time								
Heat 1 of 25 Finals								Heat 15 of 25 Finals					
2	Farrell, Ed L	81	MVN		2:25.00	1	Weber, Rob	55	UNAT		1:30.00		
3	Hubach, Eric	80	SDSM		2:06.00	2	Vehovec, Henry	55	NOVA		1:24.50		
4	Best, Bob	81	SDSM		1:49.00	3	Morales, Vincent D	56	NCSM		1:23.00		
5	Stupfel, Norman E	81	WCM		1:58.40	4	Sherman, Bill	55	MOVY		1:20.02		
6	Soroka, Donald	81	RHMS		2:23.61	5	Holmberg, Tom	55	IM		1:20.42		
7	Rudloff, G Edward	90	TOC		2:10.00	6	Menchaca, Abel	56	SDSM		1:24.00		
Heat 2 of 25 Finals								Heat 16 of 25 Finals					
1	Jones, Brian M	72	SDSM		2:25.98	1	Anderson, Jay	57	MINN		1:20.00		
2	Reid, Walt	73	PSM		1:52.00	2	Lindstedt, David P	57	LAPS		1:19.00		
3	Eldredge, William	73	WIND		1:50.00	3	Groselle, Jack R	59	SYSM		1:18.10		
4	Zuur, James	73	TAM		1:56.72	4	Holland, David A	55	WMAC		1:14.00		
5	Haines, William W	76	SDSM		1:50.00	5	Von Hoffmann, Gerard	57	NOVA		1:16.00		
6	Downs, George R	75	CMS		1:33.00	6	Brenner, Bill	55	SYSM		1:18.43		
7	Fleming, Jack C	78	USF		1:48.80	7	Mann, Michael T	59	CMS		1:19.50		
Heat 3 of 25 Finals								Heat 17 of 25 Finals					
1	Johnson, Lloyd G	73	CVMM		1:46.93	3	Abrami, John F	53	SBM		1:32.04		
2	Millard, John B	70	MVN		1:36.06	4	Martin, Michael P	53	UNAT		1:28.46		
3	Todd, Richard T	71	TCAM		1:30.00	5	Yuen, Matt	54	QSS		1:30.06		
4	Gildea, David R	70	MELO		1:24.12	6	Parlett, Duncan J	51	NOVA		1:37.36		
5	Andersen, Peter	70	SDSM		1:26.95	Heat 18 of 25 Finals							
6	Freshley, Mike R	72	SDSM		1:31.96	1	Thomas, Mark	52	BLU		1:27.01		
7	Reed, Ed	70	CTMS		1:36.87	2	Miller, Christopher	50	ROSE		1:26.55		
8	Schlup, Patrick	73	UCI		1:49.00	3	Stoll, Kurt A	54	TVM		1:25.00		
Heat 4 of 25 Finals								Heat 19 of 25 Finals					
1	Smith, Stanley M	66	LBG		2:04.76	4	Martin, Michael G	54	ROSE		1:22.50		
2	Wright, Phil	66	NEM		1:35.00	5	Baird, Jeff A	54	PHX		1:23.07		
3	Gemmill, Dave G	66	PHX		1:31.00	6	Barker, Douglas C	50	MVN		1:25.67		
4	Selna, Mike	65	NOVA		1:30.20	7	Mc Ginley, Patrick B	50	ROSE		1:26.97		
5	Peterson, Steven B	67	PSM		1:30.90	8	Mitchell, Todd D	52	SCAQ		1:27.68		
6	Jochim, Christian	65	QSS		1:34.30	Heat 12 of 25 Finals							
7	Murray, Allen K	69	UCI		1:40.87	1	Peterson, Marlow D	53	MVN		1:21.99		
Heat 5 of 25 Finals								Heat 20 of 25 Finals					
2	Boyle, Michael F	62	RMST		1:58.16	2	Levy, Grant A	51	SCAQ		1:21.45		
3	Cross, Brook	63	UCI		1:35.70	3	Komissarov, Andrey A	53	SDSM		1:20.77		
4	Mench, Lee E	61	SDSM		1:34.41	4	Turocy, Gregory	50	O*H*		1:20.01		
5	Divan, Paul E	62	MVN		1:35.60	5	Reilly, Jeff M	52	1776		1:20.20		
6	Fulljames, Rick C	62	LVM		1:35.82	6	Matysek, Jim	54	SYSM		1:20.80		
Heat 6 of 25 Finals								Heat 21 of 25 Finals					
1	Mc Gregor, Cary D	63	MAM		1:31.66	1	Richey, Steven C	53	MOST		1:21.53		
2	Bohan, Richard P	62	BERK		1:28.48	2	Vargas, Daniel	53	ARIZ		1:22.00		
3	Bovard, Ralph S	61	MINN		1:25.20	Heat 13 of 25 Finals							
4	Colella, Rick	62	PSM		1:14.31	1	Kelca, Brian E	53	LAPS		1:18.78		
5	Walker, Rick B	63	SYSM		1:21.89	2	Miller, Tim	50	STAN		1:16.88		
6	Turbin, Alan	62	SCAQ		1:27.30	3	Helgason, Tryggvi	50	SCMC		1:15.50		
7	Derr, John M	64	VCM		1:30.00	4	Guthrie, David M	53	TXLA		1:08.27		
8	Burns, Howard W	62	MVN		1:33.55	5	Scott, Greg C	54	CMS		1:13.50		
Heat 7 of 25 Finals								Heat 21 of 25 Finals					
2	Trowbridge, Val K	59	MVN		1:45.00	6	Evans, David L	52	ARIZ		1:16.22		
3	Dauser, John W	57	NOVA		1:32.00	7	Procton, Bruce	52	NCMS		1:18.00		
4	Heins, Barry	57	RGSC		1:30.11	8	Levy, Aaron	54	WH2O		1:20.00		
5	Anderson, Robert L	58	PCCM		1:32.00	Heat 14 of 25 Finals							
6	Robinson, Keith A	55	UNAT		1:39.71	2	Young, Chad R	49	WH2O		1:27.00		
								Heat 21 of 25 Finals					
								3	Jaubert, Marcel	49	SMS		1:26.53
								4	Steenhuis, Harm-Jan	46	SWAT		1:24.13
								5	Bechtel, Will	49	SDSM		1:25.07
								6	Baldacci, Joseph J	47	SDSM		1:26.65
								7	Waldron, Edward C	47	CVMM		1:27.61
								8	Jackson, Scott J	38	NOVA		1:18.78

2013 Marriott USMS Summer Nationals
Marguerite Aquatic Center
Meet Program - Thursday, August 8, 2013

Heat 22 (#3 Men 100 LC Meter Breaststroke)

1	Daene, Markus	34 TVM	1:22.48
2	Zhai, Eric	32 BCTM	1:19.00
3	Durieux, Chad A	34 ROSE	1:15.92
4	Martinez Quintanilla, Jordi	32 NEM	1:09.50
5	David, Emmanuel	33 CMS	1:15.06
6	Sabala, Michael C	33 CTRI	1:19.00
7	Murphey, Ray W	34 TVM	1:20.57
8	Dailey, Erik W	33 ROSE	1:22.94

Heat 23 of 25 Finals

1	Jackson, Joseph D	28 MAAC	1:23.52
2	Ganiyev, Doston	26 CMS	1:17.00
3	Chereukhin, Vyacheslav	26 NEM	1:15.00
4	DeNezzo, Nicholas A	25 UNAT	1:15.00
5	Arndt, Matthew E	29 NOVA	1:15.39
6	Borgese, Joseph	29 UNAT	1:19.16
7	Weisbecker, Brian T	19 MVN	1:23.55
8	Walker, Scott D	20 MVN	1:24.11

Heat 24 of 25 Finals

1	Stroh, Christopher M	26 SCMC	1:14.32
2	Conroy, Chris	28 PSM	1:11.45
3	Yung, Cejeh J	28 PSM	1:07.40
4	Burckle, Christopher C	25 ARIZ	1:00.81
5	Deery, Kyle B	29 SYSM	1:06.91
6	Acosta, Joel A	25 SFTL	1:11.27
7	Tasler, Tim	28 IAMA	1:13.59
8	Murphy, Patrick J	28 WH2O	1:15.00

Heat 25 of 25 Finals

1	Willment, Cameron M	19 MVN	1:21.50
2	Schnaars, George	18 MVN	1:14.69
3	Whinnery, Typ	22 UNAT	1:08.12
4	Thompson, Austen L	23 ARIZ	1:04.38
5	Sonsteng, Patrick J	21 MVN	1:08.00
6	Ballon, Zachary J	19 TOC	1:11.11
7	Miller, Kyle A	19 MMAC	1:17.85
8	Jimenez, Hector	21 ROSE	1:22.95

#4 Women 100 LC Meter Breaststroke

Lane	Name	Age	Club	Seed Time
------	------	-----	------	-----------

Heat 1 of 18 Finals

3	Barry, Marty	81 RHMS	4:10.14
4	Graef, Margrit	82 MVN	2:38.28
5	Byrnes, Ilse M	86 USF	3:30.00

Heat 2 of 18 Finals

1	Sachs, Janet G	76 CMS	2:48.40
2	Jaffe, Kristin N	75 SLN	2:00.00
3	Williams, Anne H	75 SDSM	1:50.00
4	Haworth, Joyce M	76 WCM	2:40.08
5	Arnold, Patricia F	74 SMS	2:22.00
6	Leilich, Joann	74 WMST	1:39.00
7	Right, Betty G	72 MOST	2:04.87
8	Harden, Gaile	74 ARIZ	3:55.25

Heat 3 of 18 Finals

2	Gillies, Judy L	65 ARIZ	2:06.32
3	Gettling, Janet	65 OREG	1:45.69
4	Williamson, Francine S	65 GAJA	1:43.65
5	Barnea, Daniela	69 STAN	1:44.15
6	Webb, Linda	68 SFTL	1:48.12

Heat 4 of 18 Finals

1	Hirakawa, Diane M	64 SDSM	2:20.00
2	Holloway, Colleen J	60 MOST	1:55.80
3	Cambra-Brungard, Jeanne	61 LOM	1:54.02
4	Myer, Cynthia J	60 IMSC	1:55.89
5	Foster, Susan B	51 ARIZ	2:02.62
6	Weissman, Deanne R	51 MVN	1:45.22
7	Redwine-Baker, Roxanne J	54 OREG	1:48.50
8	Grisham, Catherine A	56 MVN	2:10.00

Heat 5 of 18 Finals

1	Raboin, Deborah	62 SDSM	1:53.07
2	Thornton, Kim S	61 NOVA	1:51.37
3	Lindsey, Connie	61 MOST	1:47.31
4	Maccurdy, Krissy	61 PCAT	1:31.11
5	Jaunzeme, Andra	60 WH2O	1:34.00
6	Seaton, Jessica W	60 WH2O	1:48.85
7	Price, Allison	62 SDSM	1:52.00
8	Bloomfield, Sue A	61 WMST	1:53.40

Heat 6 of 18 Finals

1	Smath, Meg	57 SKY	1:57.67
2	Shigaki, Carole	58 WH2O	1:55.00
3	Nash, Betsy	58 LOM	1:46.30
4	Kirkpatrick-Reno, Nancy	58 CVMM	1:41.90
5	Miller, Sigute	55 SCAQ	1:42.00
6	Cushing, Patti A	57 MVN	1:49.21
7	Baldwin, Patricia A	58 SKY	1:55.36
8	Domb, Bina	56 PCAT	2:05.15

Heat 7 of 18 Finals

1	Siegel, Christine L	56 SDSM	1:40.38
2	Dolan LaMar, Diana	56 SDSM	1:39.44
3	Ellington, Cheri	56 SCMC	1:35.58
4	Crabbe, Colette M	57 OREG	1:25.82
5	Cook, Jenny L	55 UCLA	1:25.86
6	Smith, Robin M	58 NOVA	1:38.64
7	Wheeler, Barbara C	56 TAM	1:40.00
8	Botaro, Christine	57 JAMM	1:40.85

Heat 8 of 18 Finals

1	Krugman, Elaine	51 GAJA	1:42.57
2	Campagna, Janice M	53 OREG	1:40.36
3	Dodd, Dina	50 NSA	1:36.69
4	Sotelo, Sophia S	52 WCM	1:35.00
5	Lepinski, Cokie	54 NUTS	1:35.00
6	Ferguson, Ellen	51 OREG	1:40.00
7	Gold, Susan	53 ROSE	1:42.41
8	Latt, Melissa J	50 SCAQ	1:45.00

Heat 9 of 18 Finals

1	Matena, Jana	51 MELO	1:34.49
2	Schoenneman, Lisa L	51 SCA	1:32.00
3	Dawson-Cook, Susan E	50 ARIZ	1:27.73
4	Schick, Lori A	50 SFTL	1:25.95
5	Weiss, Sharon M	51 SNM	1:27.62
6	Groselle, Laura L	53 SYSM	1:31.34
7	Augerson, Lisa J	50 MVN	1:34.17
8	Delmage, Arlene	51 OREG	1:34.62

Heat 10 of 18 Finals

1	Serrano, Heather K	40 MVN	1:49.99
2	Schaal, Shlomit	43 SKY	1:35.24
3	McEwen, Katie T	42 NOVA	1:32.60
4	Condor-Fisher, Sarah P	41 OCC	1:32.95
5	Khalil, Heidi G	42 ROSE	1:35.93
6	Doering, Andrea L	49 GCY	1:45.00
7	Autissier, Anne-Cecile	49 NEM	1:51.35

Heat 11 of 18 Finals

1	Nakayama-Simpson, Lisa M	49 SDSM	1:37.36
2	Stiles, Jasmine	47 SDSM	1:35.48
3	Greedy, Lisa G	49 PCAT	1:29.73
4	Jacobson, Kendal R	47 TXLA	1:23.83
5	Simmons, Cheryl A	46 ROSE	1:27.37
6	Chessen, Christine	47 TOC	1:32.00
7	Bulman, Robin A	48 SRM	1:36.61
8	Barry, Robin B	46 LVM	1:38.50

Heat 12 of 18 Finals

1	Segraves, Ann M	42 MVN	1:31.83
2	Good, Tricia	42 CMS	1:28.00
3	Chang, Esther S	41 NBA	1:24.30
4	Blackburn, Lisa	42 T2NM	1:12.79
5	Seider, Wenke K	44 OJAI	1:17.14
6	Duggan, Karen L	43 WCM	1:27.50
7	Collins, Amy S	42 NOVA	1:30.00
8	Lauzon, Chantal H	40 NOVA	1:32.57

Heat 13 of 18 Finals

1	Bickert, Monika	37 MVN	1:37.24
2	Willmer, Lindsay	37 CTSM	1:29.53
3	Koch Davis, Laura K	37 WMST	1:22.27
4	Lewis, Cynthia J	38 WIND	1:13.87
5	Glenn, Katie	37 STAN	1:14.50
6	Drinnan, Siubhan	38 EMSC	1:25.33
7	Kramer, Stephanie	39 NOVA	1:32.57
8	Pinto, Rachel R	36 SSBM	1:40.67

Heat 14 of 18 Finals

3	Edelman, Jacqueline D	33 SDSM	1:35.00
4	Bronson, Meredith C	31 QSS	1:30.43
5	Staub, Caroline S	34 NOVA	1:32.39
6	Stutz, Kathleen J	31 SYSM	1:37.81

Heat 15 of 18 Finals

1	Lastfogel, Laura L	31 SFTL	1:28.20
2	DeFelice, Heather M	34 SDSM	1:25.00
3	Martinez Borobio, Esther	31 NEM	1:23.93
4	Liotta, Ashley	34 PHX	1:20.79
5	Carlson, Jennifer M	34 RMST	1:23.35
6	Sontag, Jen	31 RMST	1:25.00
7	Johnson, Jennifer G	30 UCI	1:27.21
8	Ksiazek, Kendra	32 SDSM	1:30.21

Heat 16 of 18 Finals

2	Daniels, Christina L	24 NOVA	1:27.47
3	Beal, Kristy	24 SCAQ	1:21.82
4	Magnusson, Kristine K	23 ROSE	1:24.39
5	Lambert, Megan	21 CTSM	1:29.60
6	Bartlett, Elisabeth L	27 WH2O	1:34.70
7	Lin, Helen	29 NEM	1:41.19

Make today a
celebration.



Call it Just Because Day.
Call it I Deserve It Day.
Call it I'm Surrounded With People Who
Love Me Day. Call it whatever you want.
Then call us to make it a celebration.

.....
Nothing Bundt Cakes

Mission Viejo

(949) 859-1377

what flavor are you? nbc

NOTHING bundt CAKES®

**SAY HELLO TO THE NEW DRINK
THATS TURNING THE BEVERAGE INDUSTRY ON ITS SIDE!**



EXCLUSIVELY IN CALIFORNIA IN 2013!

NATURAL
JONES

CALORIES
30

SUGAR
5g

FIBER
5g

AVAILABLE AT:

Bristol Farms
Your Extraordinary Food Store



2013 Marriott USMS Summer Nationals
Marguerite Aquatic Center
Meet Program - Thursday, August 8, 2013

Heat 17 (#4 Women 100 LC Meter Breaststroke)

1	Capizzi, Stefanie	26 ROSE	1:27.51
2	Migues, Devonie M	25 COTO	1:25.00
3	Ballenger, Marie A	27 USF	1:23.00
4	Dinkel, Paloma	25 PSM	1:15.05
5	Houston, Katy	26 TOC	1:18.00
6	Moore, Katie M	25 MVN	1:24.12
7	Tonelli, Marlena L	25 CHGO	1:26.31
8	Paz, Stella A	29 SDSM	1:30.13

Heat 18 of 18 Finals

1	Curran, Hope R	19 WCM	1:20.70
2	Darago, Nora	21 CVMM	1:20.00
3	Hughes, Olivia	19 MVN	1:18.23
4	Dekar, Rachel	22 SCAQ	1:13.80
5	Hengels, Hallie M	19 SCAQ	1:17.00
6	Reid, Mary K	19 SCAQ	1:19.52
7	Danny, Jordan S	22 SCMC	1:20.00
8	Chisholm, Hailey M	21 SCAQ	1:21.00

2013 Marriott USMS Summer Nationals
Marguerite Aquatic Center
Psych Sheet - Thursday, August 8, 2013

#5 Men 200 LC Meter IM												
Name	Age	Club	Seed	Time								
1 Thompson, Austen L	23	ARIZ		2:01.65	59 Kelca, Brian E	53	LAPS	2:35.16	120 Hamza, Alex	54	LVTC	2:50.00
2 Cridland, Tanner K	20	MVN		2:11.34	60 Blatt, Michael J	58	VCM	2:35.89	121 Bogdan, Sander B	35	TVM	2:50.00
3 Proffitt, Jordan D	32	SKY		2:15.57	61 Walther, Gregory	29	WH2O	2:35.93	122 Turocy, Gregory	50	O*H*	2:50.50
4 Acosta, Joel A	25	SFTL		2:15.62	62 Davies, Greg	40	SDSM	2:36.00	123 Komissarov, Andrey A	53	SDSM	2:50.77
5 Henderson, Wade	47	CONN		2:18.00	63 Morales, Tito	54	UCLA	2:36.51	124 Couch, Bob E	66	SYSM	2:51.69
6 West, Steve	41	NOVA		2:18.00	64 Helgason, Tryggvi	50	SCMC	2:36.80	125 Waldron, Edward C	47	CVMM	2:51.87
7 Yung, Cejih J	28	PSM		2:18.00	65 Holland, David A	55	WMAC	2:37.00	126 Barker, Douglas C	50	MVN	2:52.68
8 Iglesias, Rodrigo J	38	WIND		2:18.20	66 Lucero, Michael D	43	ROSE	2:37.02	127 Van Nort, Steven	62	LAPS	2:53.51
9 Nemick, Gregory W	25	CMS		2:19.40	67 Paisley, Donald J	43	MSCA	2:37.54	128 Cutting, Steve	56	TVM	2:53.58
10 Baker, Dennis G	52	OREG		2:19.67	68 Libit, Bryan A	34	WH2O	2:38.05	129 Neiswonger, Richard J	54	MVN	2:54.00
11 Ryan, Keith	29	SON		2:19.80	69 Hathaway, David	53	OREG	2:38.57	130 Bernard, Alan D	64	TAM	2:54.44
12 Reed, Scott W	43	SBM		2:20.22	70 Murphey, Ray W	34	TVM	2:38.57	131 Soderstrom, Tom J	55	ROSE	2:54.75
13 Heber, Scott	47	DAMM		2:20.75	71 Waud, Timothy P	46	OREG	2:39.59	132 Young, Chad R	49	WH2O	2:55.00
14 Shiosaki, Daniel T	29	TOC		2:21.00	72 Rines, David	36	MVN	2:39.70	133 Steenhuis, Harm-Jan	46	SWAT	2:55.80
15 Mendez-Ramirez, Libardo A	40	SDSM		2:21.33	73 Hwang, Wayne	35	NOVA	2:39.74	134 Morris, Stephen L	62	PCAT	2:56.50
16 Phelan, Darren D	50	STAN		2:21.87	74 Graham, Donald	59	PSM	2:39.87	135 Bonano, Greg R	56	MVN	2:57.00
17 Malas, Bryan	46	IM		2:22.00	75 Cohen, Sandy	48	MOVY	2:39.90	136 Baldacci, Joseph J	47	SDSM	2:57.80
18 Magee, Mark A	45	LVM		2:22.11	76 Matthews, Jonathan G	34	OREG	2:39.95	137 Bright, David	60	NEM	2:58.50
19 Rasmussen, Anders M	50	TXLA		2:22.45	77 Seibt, Andreas K	55	IM	2:40.00	138 Yuen, Matt	54	QSS	2:58.97
20 Olver, Brian J	36	WH2O		2:22.50	78 Ripic, Steve	40	MVN	2:40.00	139 Bovard, Ralph S	61	MINN	2:59.30
21 Sabala, Michael C	33	CTRI		2:24.00	79 Seagraves, Bob A	57	RRM	2:40.08	140 Heden, Greg	39	MMAC	3:00.00
22 Swick, John T	30	ARIZ		2:24.21	80 Webster, Dale W	44	SDSM	2:40.49	141 Derr, John M	64	VCM	3:00.00
23 Gaines, Billy	32	LVM		2:24.93	81 Hartman, Todd C	46	CTSM	2:40.63	142 Bahamon, Luis E	52	WH2O	3:00.00
24 Stori, Mark D	48	CHGO		2:25.00	82 Wolkowitz, Mi A	32	SCAQ	2:40.73	143 Reed, Ed	70	CTMS	3:00.30
25 Chereukhin, Vyacheslav	26	NEM		2:25.00	83 Reyburn, Don L	51	DAMM	2:41.01	144 Gemmill, Dave G	66	PHX	3:00.50
26 Guthrie, David M	53	TXLA		2:25.11	84 Valley, Eric	52	MOVY	2:41.11	145 Savage, Mark G	50	SCAQ	3:01.02
27 Sauer, Jim	56	TXLA		2:25.84	85 Berntsen, Mike	44	MAAC	2:41.19	146 Harrison, Lonny W	65	PTMS	3:01.20
28 Welechuk, Jeff J	43	CMSC		2:25.89	86 Merlo, Mark W	35	NOVA	2:41.20	147 Sterne, Erik A	61	ROSE	3:01.27
29 Schmidt, Matthew B	35	WH2O		2:26.00	87 Stewart, David W	50	MOST	2:41.60	148 McColly, Michael	68	PSM	3:02.00
30 Gunnell, Steve	43	MVN		2:26.88	88 Parker, Greg	44	ROSE	2:41.65	149 Schaal, Maor	45	SKY	3:04.53
31 Jezek, Jacob J	19	LVM		2:27.58	89 Oo, Aung Sann	32	ARIZ	2:41.82	150 Enguidanos, Robert C	51	UNAT	3:05.06
32 Jennings, Bryan V	50	LVM		2:27.65	90 Lindstedt, David P	57	LAPS	2:42.00	151 Freshley, Mike R	72	SDSM	3:05.99
33 Phillips, John M	55	NCMS		2:30.00	91 Koehler, Doug J	47	CVMM	2:42.20	152 Peterson, Steven B	67	PSM	3:08.80
34 Dreitzler, Todd M	43	PHX		2:30.00	92 Adamavich, Doug P	44	MMAC	2:42.50	153 Serbia, George W	53	NOVA	3:10.00
35 Colella, Rick	62	PSM		2:30.00	93 Daene, Markus	34	TVM	2:42.70	154 Todd, Richard T	71	TCAM	3:10.00
36 Murphy, Patrick J	28	WH2O		2:30.00	94 Drewelow, Richard	44	MVN	2:42.77	155 Rosen, Robert A	63	CVMM	3:10.71
37 McMurray, Michael G	49	CSLA		2:30.07	95 Gallagher, Douglas J	37	XCEL	2:43.13	156 Jochim, Christian	65	QSS	3:10.86
38 Willment, Cameron M	19	MVN		2:30.44	96 Reilly, Jeff M	52	1776	2:43.30	157 Dauser, John W	57	NOVA	3:11.01
39 Zhai, Eric	32	BCTM		2:30.50	97 Garrett, Noah	36	ROSE	2:43.33	158 Stewart, Dick	73	MVN	3:11.54
40 Levy, Grant A	51	SCAQ		2:31.20	98 Osborne, Jonathan	19	MVN	2:43.57	159 Burns, Howard W	62	MVN	3:14.45
41 Hoffmeister, Stefan	35	NOVA		2:31.70	99 Kerns, Hubie	64	VCM	2:43.81	160 Gildea, David R	70	MELO	3:15.00
42 Kao, Philip S	28	NOVA		2:31.90	100 David, Emmanuel	33	CMS	2:44.01	161 Murphy, Brian A	65	WH2O	3:15.00
43 Sullivan, Scot A	47	OREG		2:32.19	101 Keim, John	38	ROSE	2:44.17	162 Schmitt, Eric J	63	NOVA	3:16.10
44 Jackson, Scott J	38	NOVA		2:32.22	102 Shim, Pete	41	NOVA	2:44.79	163 LeMaster, Stan	66	NTEX	3:18.66
45 Kroupa, Andy S	44	BLU		2:32.37	103 Melanson, Edward L	51	CMS	2:45.00	164 Slater, Louis C	65	FGST	3:20.00
46 Scott, Greg C	54	CMS		2:32.42	104 Leishman, Brian	32	MVN	2:45.00	165 Whitehead, Michael L	48	ROSE	3:21.07
47 Evans, David L	52	ARIZ		2:32.50	105 Hoskinson, Jeff	40	UCI	2:45.68	166 Ebel, Mark T	65	PCST	3:25.00
48 Mann, Michael T	59	CMS		2:32.50	106 Diehl, Robert N	48	NVM	2:45.93	167 Crowe, Kevin J	51	SCAQ	3:30.00
49 Jelen, Doug	40	PSM		2:32.77	107 Tse, Ken	43	MVN	2:46.00	168 Colonnese, Michael A	69	MVN	3:30.05
50 Jaegers, Al	51	ARIZ		2:33.27	108 Bartels, Dave	42	NOVA	2:46.00	169 Nelson, Robert H	66	MESC	3:30.90
51 Strahota, Jeffrey R	33	TERR		2:33.32	109 Axas, Peter A	44	PHX	2:46.00	170 Anderson, Robert L	58	PCCM	3:31.10
52 Mayall, Randy S	47	NIAG		2:33.33	110 Childs, Lee	65	GOLD	2:46.15	171 Umholtz, Ken	61	OJAI	3:32.00
53 Juiris, Peter	39	UNAT		2:33.54	111 Thompson, Reese E	54	MOVY	2:47.18	172 Van Horn, William G	75	TOC	3:32.00
54 Bixler, John J	31	SDSM		2:33.74	112 Smelt, Chris	50	NOVA	2:47.24	173 Busch, Joseph P	65	CAPO	3:35.00
55 Strickland, Chris	35	SCAQ		2:34.55	113 Jaffee, Laurence T	53	LVM	2:47.50	174 Hamilton, Raymond H	70	AKMS	3:35.33
56 Von Hoffmann, Gerard	57	NOVA		2:35.00	114 Baird, Jeff A	54	PHX	2:47.59	175 Painter, David J	75	GOLD	3:36.64
57 DeNezzo, Nicholas A	25	UNAT		2:35.00	115 Miller, Matt	36	OREG	2:47.75	176 Novell, Ken	71	VMST	3:41.25
58 Morales, John R	55	SRM		2:35.06	116 Vandam, David K	58	TXLA	2:47.77	177 Goldstein, Mel E	75	INDY	3:45.00
					117 Gooding, Jack	60	ARKM	2:49.44	178 Best, Bob	81	SDSM	3:45.00
					118 Clemmons, Jim	63	MAM	2:49.50	179 Bailey, Douglas N	71	MVN	3:50.00
					119 Moore, Scott R	41	MOVY	2:49.99	180 Schlup, Patrick	73	UCI	3:55.00

2013 Marriott USMS Summer Nationals

Marguerite Aquatic Center

Psych Sheet - Thursday, August 8, 2013

#5 ... (Men 200 LC Meter IM)

181	Ronay, Peter E	71 ROSE	3:56.27
182	Fasbender, Barry A	76 STAN	3:57.85
183	Smith, Stanley M	66 LBG	4:24.16
184	Bush, Richard S	65 NOVA	4:24.49
185	Mitchell, Tom	80 SDSM	4:27.20
186	Grohe, William E	80 USF	4:30.00
187	Baker, Donald J	82 SDSM	4:59.90
188	Hale, Art	71 MVN	5:24.34
189	Goode, Douglas J	74 ROSE	5:47.94

#6 Women 200 LC Meter IM

	Name	Age Club	Seed Time
1	Dinkel, Paloma	25 PSM	2:26.45
2	Lewis, Cynthia J	38 WIND	2:27.53
3	Soule, Lise	23 UNAT	2:28.45
4	Hughes, Olivia	19 MVN	2:28.64
5	Blackburn, Lisa	42 T2NM	2:28.64
6	Seider, Wenke K	44 OJAI	2:30.00
7	Zimmer, Meghan F	24 OREG	2:30.00
8	Novotny, Deidre D	25 SFTL	2:30.77
9	Glenn, Katie	37 STAN	2:32.50
10	Darago, Nora	21 CVMM	2:33.00
11	Day, Nadine K	43 UNAT	2:34.26
12	Migues, Devonie M	25 COTO	2:35.00
13	Falcon, Corrie E	34 NCSM	2:35.01
14	Koch Davis, Laura K	37 WMST	2:37.63
15	Chisholm, Hailey M	21 SCAQ	2:38.00
16	Van Erden, Jayme K	28 RMST	2:38.37
17	Houston, Katy	26 TOC	2:39.00
18	Beal, Kristy	24 SCAQ	2:39.64
19	Rutemiller, Shoshanna J	23 ARIZ	2:40.00
20	Witte, Anna	27 WIND	2:40.36
21	Stone, Stephanie	46 PCAT	2:40.87
22	Hernandez, Jill S	53 CHIC	2:42.00
23	Togias, Anna	28 NOVA	2:42.00
24	Gellatly, Jill E	46 COOG	2:42.03
25	Moore, Katie M	25 MVN	2:42.30
26	Carlson, Jennifer M	34 RMST	2:42.49
27	Panzram, Addy L	36 CARS	2:42.50
28	Horwitz, Stephanie	19 SCAQ	2:43.76
29	Carter, Katlynn L	20 CVMM	2:45.00
30	Collins, Amy S	42 NOVA	2:45.50
31	Ksiazek, Kendra	32 SDSM	2:46.33
32	Thompson, Hilliary G	38 SDSM	2:46.64
33	Crabbe, Colette M	57 OREG	2:46.79
34	Lecaroz, Melanie C	23 UNAT	2:47.00
35	Muller, Kelsey	31 MVN	2:47.99
36	Keeler, Susan E	35 WCM	2:48.12
37	Drinnan, Siubhan	38 EMSC	2:48.55
38	Liotta, Ashley	34 PHX	2:49.37
39	Capizzi, Stefanie	26 ROSE	2:49.44
40	Lambert, Megan	21 CTSM	2:49.64
41	Vorrasi, Catherine M	30 ARIZ	2:50.00
42	Cook, Jenny L	55 UCLA	2:50.14
43	Chang, Esther S	41 NBA	2:50.40
44	Saribalas, Amy M	41 NAM	2:50.51
45	Hunter, Danielle M	24 MVN	2:50.65
46	Weiss, Sharon M	51 SNM	2:50.70
47	Bailey, Monica M	52 ARIZ	2:50.94

48	Tate, Haylee A	19 UTAH	2:52.00
49	Walker, Gabby L	24 MVN	2:52.17
50	Tate, Julie H	41 UTAH	2:52.44
51	Houston, Colleen P	32 CMSC	2:52.85
52	Young, Charley	26 UCLA	2:55.22
53	Delmage, Arlene	51 OREG	2:55.45
54	Paul, Lara	45 SDSM	2:55.68
55	Dawson-Cook, Susan E	50 ARIZ	2:56.00
56	Najjar, Ellie S	52 CMS	2:56.46
57	Nelson, Judy A	53 CMS	2:56.71
58	English, Adrianna	38 LVTC	2:57.50
59	Lauzon, Chantal H	40 NOVA	2:57.62
60	Kramer, Stephanie	39 NOVA	2:58.11
61	Bounds, Brandy S	32 NOVA	2:58.60
62	Barnhart, Lynn	52 DAMM	2:58.90
63	Edelman, Jacqueline D	33 SDSM	2:59.00
64	Schick, Lori A	50 SFTL	2:59.44
65	Daniels, Christina L	24 NOVA	2:59.89
66	Granger, Traci S	55 LAPS	3:00.00
67	Davis, Charlotte M	63 PSM	3:00.00
68	Reiss, Natasha	44 WIND	3:00.00
69	Bartlett, Elisabeth L	27 WH2O	3:00.55
70	Bronson, Meredith C	31 QSS	3:00.71
71	Maccurdy, Krissy	61 PCAT	3:03.05
72	Brightwell, Kim M	53 RMST	3:03.18
73	Bobbin, Maggie	25 ROSE	3:04.56
74	Kryka, Nancy	58 SYSM	3:04.74
75	Lepinski, Cokie	54 NUTS	3:05.00
76	Shipp, Rachel V	30 TOC	3:05.50
77	Ellington, Cheri	56 SCMC	3:05.69
78	Esau, Nicole R	30 CMSC	3:06.50
79	Chessen, Christine	47 TOC	3:07.00
80	Russell, Jane E	50 DAM	3:07.07
81	Bunch, Brigid J	50 ARIZ	3:08.33
82	Karlin, Olivia	49 WH2O	3:09.03
83	May, Meredith E	39 MVN	3:09.07
84	Gold, Susan	53 ROSE	3:09.07
85	Pinto, Rachel R	36 SSBM	3:09.48
86	Ogier, Danielle	61 GOLD	3:09.91
87	Wylie, Lori L	60 CMSC	3:10.00
88	Nelson, Sheila	45 SRM	3:10.00
89	Sinclair, Jessica	44 TVM	3:10.00
90	Yanco, Colleen M	54 NOVA	3:10.59
91	Lin, Helen	29 NEM	3:10.97
92	Hagadorn, Heather	48 CMS	3:11.40
93	Wheeler, Barbara C	56 TAM	3:12.00
94	Dillbeck, Stephanie K	36 MSCA	3:12.10
95	Barry, Robin B	46 LVM	3:12.80
96	Hathaway, Janice L	49 GCY	3:14.57
97	Bulman, Robin A	48 SRM	3:14.61
98	Thayer, Marieke	52 SDSM	3:14.99
99	Ferguson, Ellen	51 OREG	3:15.00
100	Murtagh, Cari	33 SDSM	3:15.00
101	Miller, Celeste	63 SNM	3:15.00
102	Piggott, Emma	39 SDSM	3:15.72
103	Kohn, Catherine K	60 SLAM	3:16.83
104	Feld, Karen A	46 FONT	3:18.81
105	Petrini, Linda H	61 CARS	3:20.88
106	Lerude, Stephanie	50 SNM	3:22.20
107	Neville, Cathy V	56 SDSM	3:23.15
108	Schmidt, Jonelle	62 ARIZ	3:26.00

109	Yepes, Monica	34 MVN	3:26.48
110	Weissman, Deanne R	51 MVN	3:27.58
111	Mc Cleave, Jeanne M	59 MVN	3:29.00
112	Alexander, Martha A	64 WCM	3:30.00
113	Nygren, Mary Ann	46 TVM	3:30.50
114	Lyman, Carolyn B	63 UTAH	3:31.15
115	Welch, Sarah	66 PSM	3:32.58
116	Tyler, A Susan	65 SNM	3:32.89
117	Blatt, Cindy S	60 VCM	3:39.42
118	Cushman, Susan	51 LVM	3:40.00
119	Price, Allison	62 SDSM	3:42.00
120	Bloomfield, Sue A	61 WMST	3:43.32
121	Seaton, Jessica W	60 WH2O	3:43.62
122	Ganze, Cathy	56 SDSM	3:45.00
123	Lindsey, Connie	61 MOST	3:45.56
124	Brooks, Sherry M Wendzel	53 NOVA	3:46.10
125	Marr, Jackie M	70 SDSM	3:48.88
126	Boyle, Catherine M	47 LOM	3:50.00
127	Leilich, Joann	74 WMST	3:50.00
128	Weston, Susan E	62 SDSM	3:51.00
129	Thornton, Kim S	61 NOVA	3:52.53
130	Myer, Cynthia J	60 IMSC	4:03.13
131	Schueckler, Leslie	58 BSM	4:06.29
132	Munn, Susan L	75 DAM	4:08.69
133	Hlavacek, Ida M	71 VMST	4:21.55
134	Ramey, Marilyn A	73 SDSM	4:34.09
135	Osborne, Yolanda	59 MVN	4:49.70
136	Varty, Eulah M	79 COWI	4:53.25
137	Arnold, Patricia F	74 SMS	4:54.44
138	Fieno, Gail M	70 LVM	5:00.00
139	Cervantes, Linda J	62 SDSM	5:35.70
140	Rittenhouse, Susan B	76 SDSM	5:45.00

A medley of amenities for every individual.

At Marriott, you'll find everything you need to keep focused, refreshed, and ready for your moment. And with over 3,700 locations worldwide, you'll always find the right hotel wherever your meet schedule takes you.

Play Hard. Stay Easy.®

Marriott® is the Official Hotel Partner



Visit Marriott.com/usms or call 866.256.0865 to book your stay.



**2013 Marriott USMS Summer Nationals
Marguerite Aquatic Center
Meet Program - Thursday, August 8, 2013**

#7 Men 100 LC Meter Backstroke

Lane	Name	Age	Club	Seed Time
Heat 1 of 17 Finals				
1	Soroka, Donald	81	RHMS	2:21.16
2	Graef, Rudolf	82	MVN	2:09.67
3	McConnell, Stan	82	UNAT	1:52.57
4	Hubach, Eric	80	SDSM	1:50.61
5	Tanner, Frank	82	SDSM	2:00.00
6	Kimball, Ken	83	SDSM	2:10.84
7	Lamb, Willard J	91	OREG	2:00.00
8	McKinley, Howard M	92	TOC	2:20.00
Heat 2 of 17 Finals				
1	Schlegel, Pete	77	HIMA	1:55.00
2	Smethurst, Everett W	78	NOVA	1:48.16
3	Charlton, Allan	76	MICH	1:32.00
4	Painter, David J	75	GOLD	1:39.64
5	Coles, Bill	78	SDSM	1:52.90
6	Takai, Erik	71	UNAT	2:20.16
7	Goode, Douglas J	74	ROSE	2:31.80
Heat 3 of 17 Finals				
1	Ronay, Peter E	71	ROSE	1:47.57
2	Reid, Walt	73	PSM	1:45.00
3	Eldredge, William	73	WIND	1:32.00
4	Whitley, John K	70	WIND	1:30.00
5	Walker, Larry	70	SLAM	1:30.76
6	Carey, George L	71	UNAT	1:43.69
7	Stewart, Jim M	72	MVN	1:46.08
8	Diehl, David J	72	YWMA	1:50.25
Heat 4 of 17 Finals				
2	Martinez, Jorge E	66	SDSM	1:37.61
3	Figueiredo, Paulo	67	WH2O	1:32.30
4	Wilder, Hugh	66	SRM	1:12.50
5	Selna, Mike	65	NOVA	1:15.80
6	Campbell, John F	66	MVN	1:32.66
7	Langendoen, Gary	68	ROSE	1:38.22
Heat 5 of 17 Finals				
2	Todd, Allen C	64	NOVA	1:30.00
3	Hitch, Walter D	61	ROSE	1:26.00
4	Townsend, Scott	60	LVM	1:19.90
5	Warner, Frank	64	PSM	1:20.00
6	Koenig, Mike	62	UNAT	1:27.24
7	Kahn, Stuart L	60	DAM	1:30.05
Heat 6 of 17 Finals				
1	Bright, David	60	NEM	1:18.64
2	Courtney, Jack W	60	AGM	1:16.00
3	Edwards, Wes	60	OREG	1:12.12
4	Ferroggiaro, Fred	60	TOC	1:12.00
5	Perout, Jeffrey J	60	SYSM	1:12.00
6	O'Keefe, Peter R	63	UCLA	1:14.88
7	Rysdon, Jon C	62	IM	1:17.00
8	Kerns, Hubie	64	VCM	1:18.64
Heat 7 of 17 Finals				
3	Mitchell, Robert W	55	TCC	1:24.00
4	Heather, Michael R	59	MVN	1:24.93
5	Everett, Douglas D	49	ARIZ	1:58.98
6	Peterson, Marlow D	53	MVN	1:28.00

Heat 8 of 17 Finals

1	Cutting, Steve	56	TVM	1:17.95
2	Dunn, Joe S	55	SRM	1:13.21
3	Ockerman, Jeff	58	NASH	1:12.31
4	Kone, Bruce C	55	RICE	1:09.74
5	Heath, Robert H	56	MAM	1:11.00
6	Morales, Vincent D	56	NCSM	1:13.00
7	Djang, Philipp A	59	MVN	1:15.00
8	Hendrick, Marty	55	SFTL	1:19.88

Heat 9 of 17 Finals

1	Treiman, Gerald S	53	UTAH	1:22.45
2	Homan, Ham	54	MVN	1:19.67
3	Levy, Grant A	51	SCAQ	1:18.50
4	Pombo, Diego	51	NOVA	1:15.00
5	Benner, Tord E	54	NOVA	1:16.76
6	Miller, Christopher	50	ROSE	1:18.55
7	Stoll, Kurt A	54	TVM	1:20.00
8	Bahamon, Luis E	52	WH2O	1:25.00

Heat 10 of 17 Finals

1	Harper, Buzz L	54	LAPS	1:15.00
2	Deloney, Wayne	53	MVN	1:13.60
3	Jaegers, Al	51	ARIZ	1:11.20
4	Jennings, Bryan V	50	LVM	1:04.65
5	Rasmussen, Anders M	50	TXLA	1:05.49
6	Evans, David L	52	ARIZ	1:11.70
7	Mc Ginley, Patrick B	50	ROSE	1:13.62
8	Perkins, Robert M	51	SWYM	1:15.00

Heat 11 of 17 Finals

1	Lewis, Mike J	48	WIND	1:15.00
2	Cordero, Billy	46	CHGO	1:13.10
3	Malas, Bryan	46	IM	1:10.16
4	Nance, Matthew E	48	SCAQ	1:06.10
5	McMurray, Michael G	49	CSLA	1:08.71
6	Boosin, Michael J	47	SCAQ	1:10.17
7	Walikis, Robert J	47	T-26	1:13.38
8	O'Shea, Kerry	46	CVMM	1:22.07

Heat 12 of 17 Finals

1	Tucker, Robert J	39	CTSM	1:20.76
2	Aguilar, Rogelio	39	UNAT	1:15.01
3	O'Dell, Richard S	36	MOVY	1:14.06
4	Garrett, Noah	36	ROSE	1:17.48
5	Berntsen, Mike	44	MAAC	1:16.10
6	Kolarov, Michael C	41	MVN	1:15.73
7	Rippetoe, Kenneth R	44	SCAQ	1:16.08
8	Hoskinson, Jeff	40	UCI	1:16.11

Heat 13 of 17 Finals

1	Parker, Greg	44	ROSE	1:14.98
2	Karren, Kelly S	40	UTAH	1:09.06
3	Wegner, Dan	42	LVM	1:08.05
4	Reed, Scott W	43	SBM	1:03.48
5	Welechuk, Jeff J	43	CMSC	1:07.09
6	Jelen, Doug	40	PSM	1:08.72
7	Dietrich, Jim	42	NOVA	1:12.46
8	Holdsworth, Scott K	44	NOVA	1:15.33

Heat 14 of 17 Finals

1	Akin, Jay	38	SDSM	1:11.48
2	Fusedale, Nick J	38	ROSE	1:06.26
3	Counts, Chris	37	LVM	1:06.14
4	O'Sullivan, Chris	38	CMS	1:03.00
5	Boyer, Chris	35	CTSM	1:05.00
6	Olver, Brian J	36	WH2O	1:06.25
7	Hoffmeister, Stefan	35	NOVA	1:08.70
8	Houldsworth, Duncan A	37	MVN	1:13.27

Heat 15 of 17 Finals

1	Cheung, Alex H	33	NOVA	1:24.77
2	Coloma, James A	34	SDSM	1:13.94
3	Bixler, John J	31	SDSM	1:08.22
4	Ito, Daisuke	33	SCAQ	1:06.00
5	Roper, Matthew D	32	DAM	1:07.34
6	Oo, Aung Sann	32	ARIZ	1:10.05
7	Wolkowitz, Mi A	32	SCAQ	1:15.85

Heat 16 of 17 Finals

1	Shaheen, Luke	25	SYSM	1:13.68
2	Kao, Philip S	28	NOVA	1:10.60
3	Shiosaki, Daniel T	29	TOC	1:04.00
4	Roth, Christopher M	28	SSBM	1:11.00
5	Anguetta, Nicholas A	23	SCMC	1:17.65
6	Materov, Alexei	24	RIPIT	1:15.01
7	Anguetta, Daniel A	20	SCMC	1:15.89

Heat 17 of 17 Finals

1	Kespradit, Brian C	21	MVN	1:13.19
2	Garcia, Wilfred R	23	MVM	1:05.00
3	Sakamoto, Takumi	24	PHX	1:02.33
4	Melnikov, Vitalii	23	PHX	56.33
5	Schlesinger, Marcus J	22	PHX	57.33
6	Hubbard, Garrett Hubbard M	22	MVN	1:02.56
7	Jackwin, Eric L	24	SFTL	1:12.50
8	Walker, Scott D	20	MVN	1:14.43

#8 Women 100 LC Meter Backstroke

Lane	Name	Age	Club	Seed Time
Heat 1 of 18 Finals				
2	Fasbender, Alice J	75	SMM	2:58.00
3	Sachs, Janet G	76	CMS	2:10.50
4	Kornfeld, Maurine E	92	MVN	2:47.69
5	Simonton, Rita	95	MVN	2:51.00
6	Barry, Marty	81	RHMS	2:45.42
Heat 2 of 18 Finals				
1	Ramey, Marilyn A	73	SDSM	2:07.63
2	Getzendaner, Janet J	73	PSM	2:04.34
3	Westergaard, Leslie M	70	DAM	1:55.47
4	Ward, Joy	71	OREG	1:34.00
5	Durrant, Betsy	72	VMST	1:52.06
6	Ackley, Ella B	71	MM	2:03.06
7	Fieno, Gail M	70	LVM	2:05.00
8	Harden, Gaile	74	ARIZ	3:21.60
Heat 3 of 18 Finals				
1	Schreiber, Kate	67	MVN	2:30.00
2	Montrella, Beverly J	67	MVN	1:45.27
3	Levinrad, Jan L	66	WH2O	1:40.30
4	Uustal, Diann B	67	GAJA	1:24.07
5	Schneider, Margo M	66	GAJA	1:38.77
6	Ventura, Rosa V	66	SFTL	1:42.73
7	Casey, Kathrine J	65	PSM	1:48.40

2013 Marriott USMS Summer Nationals
Marguerite Aquatic Center
Meet Program - Thursday, August 8, 2013

Heat 4 (#8 Women 100 LC Meter Backstroke)

1	Holloway, Colleen J	60 MOST	1:47.50
2	Dougherty, Mindy M	61 MVN	1:45.00
3	Lyman, Carolyn B	63 UTAH	1:33.15
4	Val, Laura B	62 TAM	1:20.00
5	Jaunzeme, Andra	60 WH2O	1:30.00
6	Bisogno, Laurie R	61 MOVY	1:43.00
7	Fisher Campbell, Anne E	61 INDY	1:46.04
8	Stengel, Alta F	63 SDSM	1:48.84

Heat 5 of 18 Finals

2	Grisham, Catherine A	56 MVN	2:08.00
3	Byrnes, Barbara G	57 USF	1:55.00
4	Shigaki, Carole	58 WH2O	1:45.00
5	McConkle, Cori	59 NOVA	1:47.81
6	Watson, Lisa L	59 GAJA	1:55.24

Heat 6 of 18 Finals

1	Kirkpatrick-Reno, Nancy	58 CVMM	1:33.71
2	Shonkwiler, Gwen S	56 SNM	1:30.00
3	Larson, Linda L	58 SFTL	1:26.18
4	Warmuth, Stacey	57 VCM	1:19.44
5	Andrus-Hughes, Karen	56 OREG	1:19.52
6	James, Katy	58 ARIZ	1:29.99
7	Lumbert Gentry, Kerri	56 UNAT	1:33.27
8	Battin, Carolyn	59 LVM	1:45.00

Heat 7 of 18 Finals

2	Harmon, Joanna	52 LVM	2:04.00
3	Apple, Mali A	50 SRM	1:40.00
4	Alvarez, Phyllis A	54 NOVA	1:35.10
5	Sotelo, Sophia S	52 WCM	1:40.00
6	Deputy, Kerry	52 NOVA	1:42.18

Heat 8 of 18 Finals

1	Ashworth, Michelle P	50 LVM	1:31.52
2	Burton, Kim L	51 MVN	1:30.94
3	Groselle, Laura L	53 SYSM	1:27.69
4	Russell, Jane E	50 DAM	1:26.52
5	Osborne, Sarah	51 UNAT	1:27.40
6	Lepinski, Cokie	54 NUTS	1:29.30
7	Kahn, Mary J	54 DAM	1:31.00
8	Ferry, Kelly	53 MSCA	1:32.18

Heat 9 of 18 Finals

1	Bunch, Brigid J	50 ARIZ	1:23.41
2	Ettelson, Claudia	52 SDSM	1:20.42
3	Jenkins, Valerie G	50 OREG	1:18.81
4	Bailey, Monica M	52 ARIZ	1:16.28
5	Hilger, Lisa N	54 ROSE	1:18.00
6	Rudolf, Linda K	50 SDSM	1:20.32
7	Brightwell, Kim M	53 RMST	1:20.59
8	Meyer, Marguerite	54 TOC	1:25.00

Heat 10 of 18 Finals

2	Griffin, Janis M	48 MVN	1:45.41
3	Feld, Karen A	46 FONT	1:30.09
4	Messerly, M. Heather	45 NOON	1:27.50
5	Theaders, Wendy A	46 MVN	1:27.70
6	Wright, Bridget M	47 NOVA	1:31.50

Heat 11 of 18 Finals

1	Baun, Marci	45 SCAQ	1:25.45
2	Neill, Kristina J	48 MVN	1:23.29
3	Tomley, Patty A	46 SWOM	1:20.00
4	Sappey, Collette H	49 CMS	1:15.00
5	Paul, Lara	45 SDSM	1:17.89
6	Damsky, Irene T	48 SDSM	1:22.75
7	Peters Johnson, Anne T	48 WIND	1:24.69
8	Goldsmith, Dara	47 LVM	1:27.27

Heat 12 of 18 Finals

1	Konopka, Beata M	44 CVMM	1:28.01
2	Hedges, Megan	41 NOVA	1:25.53
3	Duggan, Karen L	43 WCM	1:18.75
4	Smith, Jody L	44 OREG	1:09.69
5	Saribalas, Amy M	41 NAM	1:17.15
6	Lloyd, Kimberly K	41 NEM	1:21.76
7	Thompson, Amy W	42 TOC	1:27.27

Heat 13 of 18 Finals

1	Hasty, Mary Lynne	36 SDSM	1:41.95
2	Maclean, Tanya	37 NOVA	1:27.24
3	Owen, Rada E	35 SCAQ	1:14.33
4	Inada, Noriko	35 PHX	1:05.33
5	Thompson, Hilliary G	38 SDSM	1:12.95
6	Dean, Bronwen G	36 IAMA	1:18.36
7	Chow, Jackie I	35 DAM	1:35.99

Heat 14 of 18 Finals

2	Murtagh, Cari	33 SDSM	1:25.58
3	Esau, Nicole R	30 CMSC	1:24.70
4	Bronson, Jenifer L	32 SCAQ	1:22.91
5	Sitzmann, Amy K	33 TVM	1:24.45
6	Muller, Kelsey	31 MVN	1:24.99
7	Yepes, Monica	34 MVN	1:43.04

Heat 15 of 18 Finals

1	Shipp, Rachel V	30 TOC	1:20.00
2	Perrottet, Jennifer K	33 NCMS	1:18.70
3	Falcon, Corrie E	34 NCSM	1:15.02
4	Watanabe, Naoko	31 TOC	1:10.53
5	Grover, Mollie K	32 TERR	1:11.78
6	Ryan, Aleah M	30 SON	1:16.43
7	Houston, Colleen P	32 CMSC	1:19.00
8	Bronson, Meredith C	31 QSS	1:21.40

Heat 16 of 18 Finals

2	Tomlinson-Macias, Rachel E	29 HMS	2:00.07
3	Witte, Anna	27 WIND	1:20.22
4	Sitarz, Rachel A	29 ISWM	1:18.35
5	Paz, Stella A	29 SDSM	1:19.08
6	Beech, Jennifer R	27 NOON	1:26.39

Heat 17 of 18 Finals

1	Houston, Katy	26 TOC	1:17.00
2	Van Erden, Jayme K	28 RMST	1:14.70
3	Martz, Courtney	25 NOVA	1:11.11
4	Harrigan, Kelly M	29 MMAC	1:07.44
5	Novotny, Deidre D	25 SFTL	1:10.77
6	Taylor, Vicki	28 TVM	1:13.10
7	Migues, Devonie M	25 COTO	1:15.00
8	Wetzler, Amanda S	27 ROSE	1:17.00

Heat 18 of 18 Finals

2	Jimenez, Alejandra	23 ROSE	1:29.30
3	Shockey, Kayla	19 UNAT	1:20.90
4	Danny, Jordan S	22 SCMC	1:15.00
5	Andrews, Jewelz K	20 NOVA	1:15.00
6	Rosas, Erin N	24 CVMM	1:22.50

**2013 Marriott USMS Summer Nationals
Marguerite Aquatic Center
Psych Sheet - Thursday, August 8, 2013**

#9 Men 200 LC Meter Freestyle

Name	Age	Club	Seed	Time
1 Cridland, Tanner K	20	MVN	1:56.55	
2 Dmytrow, Robert C	32	NOVA	1:58.26	
3 Gaines, Billy	32	LVM	1:59.52	
4 Kraus, Evan	27	NOVA	2:01.95	
5 Donnelly, Kevin J	22	NOVA	2:02.00	
6 Borzone, Andreas L	18	MVN	2:02.35	
7 Sorensen, Michael J	45	AKMS	2:03.00	
8 Wegner, Dan	42	LVM	2:03.68	
9 Sway, David A	40	USF	2:03.88	
10 Ryan, Keith	29	SON	2:04.15	
11 Girard, Alex J	31	CMS	2:04.78	
12 Strauss, Noel M	41	ARKM	2:04.80	
13 Delgado, Roberto E	38	NOVA	2:05.00	
14 Swick, John T	30	ARIZ	2:05.45	
15 Stephenson, Dan	56	ROSE	2:06.26	
16 Conroy, Chris	28	PSM	2:06.51	
17 Cox, Ryan E	40	MVN	2:06.83	
18 Hursty, Peter S	41	ISCM	2:07.11	
19 Pyle, Mike	38	MELO	2:07.20	
20 Dickson, Kurt F	46	ARIZ	2:07.85	
21 Brundage, Patrick W	46	MMAC	2:07.88	
22 Rodgers, Joel-Tyler F	21	NOVA	2:07.89	
23 Olver, Brian J	36	WH2O	2:08.00	
24 Fernandez, Dickie	42	NOVA	2:09.00	
25 Ragland, John C	26	OKMS	2:09.00	
26 Swain, Sean C	42	NCSM	2:09.50	
27 Juiris, Peter	39	UNAT	2:09.80	
28 Hafner, Paul A	53	ARIZ	2:10.00	
29 Federer, Wade M	24	CVMM	2:10.00	
30 Viccaro, Adam	29	SDSM	2:10.00	
31 Carter, Paul V	56	TOC	2:10.00	
32 O'Donnell-McCarthy, Ian P	22	TOC	2:10.00	
33 Mann, Michael T	59	CMS	2:10.60	
34 Sheldon, Paul	43	CMS	2:10.63	
35 Groselle, Jack R	59	SYSM	2:11.33	
36 Gunnell, Steve	43	MVN	2:12.08	
37 Welechuk, Jeff J	43	CMSC	2:12.09	
38 Geraci, Frank	29	SDSM	2:12.64	
39 Scott, Greg C	54	CMS	2:13.11	
40 Kao, Philip S	28	NOVA	2:13.20	
41 Meacham, Garth D	31	LVM	2:13.92	
42 Zhai, Eric	32	BCTM	2:14.00	
43 Autissier, Patrick	51	NEM	2:14.00	
44 Loftis, Mark	53	REDT	2:14.01	
45 Ito, Daisuke	33	SCAQ	2:14.02	
46 Joyce, Kevin T	41	MVN	2:14.05	
47 Thompson, Garrett J	51	LVM	2:14.10	
48 Mc Cracken, Bill	52	TVM	2:14.10	
49 Walther, Gregory	29	WH2O	2:14.92	
50 Krauser, Larry B	60	HMS	2:14.96	
51 Matthews, Jonathan G	34	OREG	2:15.00	
52 Banks, James H	28	ROSE	2:15.00	
53 Passos, Andre	40	ROSE	2:15.00	
54 Savage, Bo	47	TCC	2:15.00	
55 Jaegers, Al	51	ARIZ	2:15.06	
56 Nance, Matthew E	48	SCAQ	2:15.10	
57 Brenner, Bill	55	SYSM	2:15.76	
58 Drewelow, Richard	44	MVN	2:15.82	
59 Mori, Warren B	54	UCLA	2:16.00	
60 Callahan, Jim	56	UNAT	2:16.55	
61 Edge, Jonathan A	47	SCMC	2:16.64	
62 Blatt, Michael J	58	VCM	2:16.66	
63 Jackwin, Eric L	24	SFTL	2:16.80	
64 Lucero, Michael D	43	ROSE	2:17.01	
65 Libit, Bryan A	34	WH2O	2:17.30	
66 Cienega, Julio	47	ROSE	2:17.46	
67 Kirker, John J	42	NOVA	2:17.73	
68 Garcia Carranza, Jaime	49	CRCC	2:18.00	
69 Ferroggiaro, Fred	60	TOC	2:18.00	
70 Gandee, Brad	59	GMUP	2:18.07	
71 Valley, Eric	52	MOVY	2:18.27	
72 Morales, Tito	54	UCLA	2:18.50	
73 Hathaway, David	53	OREG	2:18.51	
74 Morales, John R	55	SRM	2:18.55	
75 Strickland, Chris	35	SCAQ	2:18.63	
76 Jacobs, Lee	44	NOVA	2:18.87	
77 O'Brien, Kerry L	56	WCM	2:18.93	
78 Williamson, Colin A	34	SDSM	2:18.99	
79 Sherman, Bill	55	MOVY	2:19.00	
80 Procton, Bruce	52	NCMS	2:19.00	
81 Stewart, David W	50	MOST	2:19.30	
82 Harmse, Johannes A	31	CTSM	2:19.34	
83 Carlsen, Glenn	56	CMSC	2:19.34	
84 Korionoff, Dimitrii J	37	MVN	2:19.37	
85 Miller, Matt	36	OREG	2:19.44	
86 Ey, Steven	53	MVN	2:19.50	
87 Calhoun, Jay M	54	SCAQ	2:19.67	
88 Thornham, Chris J	32	LVM	2:20.00	
89 Cohen, Sandy	48	MOVY	2:20.00	
90 Ahmadi-Kashani, Magid	41	NOVA	2:20.00	
91 Riddle, James M	51	NOVA	2:20.00	
92 Shim, Pete	41	NOVA	2:20.00	
93 Perout, Jeffrey J	60	SYSM	2:20.00	
94 Mc Caffery, Michael G	60	TOC	2:20.00	
95 Millar, Simon A	47	UCLA	2:20.15	
96 Dodson, Phil L	60	IM	2:20.44	
97 Booth, Mike	52	ARKM	2:20.47	
98 Reyburn, Don L	51	DAMM	2:20.50	
99 Walker, Rick B	63	SYSM	2:20.56	
100 Kent, Aric E	43	MYST	2:20.77	
101 Strehle, Andrew P	44	NEM	2:21.29	
102 Moore, Scott R	41	MOVY	2:21.70	
103 Nalli, Lyle A	53	PSM	2:22.00	
104 Harris, Patrick	51	MSCA	2:22.50	
105 Keim, John	38	ROSE	2:22.60	
106 Malone, Kenneth G	49	UNAT	2:22.67	
107 Pardo, Robert R	40	SFTL	2:22.75	
108 Mench, Lee E	61	SDSM	2:24.00	
109 Thompson, Reese E	54	MOVY	2:24.04	
110 Breitenbach, Ross C	45	ROSE	2:24.31	
111 Holdsworth, Scott K	44	NOVA	2:24.54	
112 Couch, Bob E	66	SYSM	2:24.68	
113 Townsend, Scott	60	LVM	2:24.70	
114 Stevens, Craig W	60	1776	2:25.00	
115 Childs, Lee	65	GOLD	2:25.00	
116 Jarocki, Bradley C	42	MVN	2:25.00	
117 Pombo, Diego	51	NOVA	2:25.00	
118 Bernard, Alan D	64	TAM	2:25.29	
119 Power, Michael L	45	SBM	2:25.36	
120 Frogley, Terry	43	SDSM	2:25.48	
121 Hammond, Scott W	35	MVN	2:25.55	
122 Castleton, Tom	42	ROSE	2:25.81	
123 Salles-Cunha, Lucas	33	QSS	2:25.93	
124 Bartels, Dave	42	NOVA	2:25.95	
125 Tong, Abel S	49	NOVA	2:26.00	
126 DeLacy, James R	67	WCM	2:26.00	
127 Richardson, Terry	52	ARIZ	2:26.20	
128 Karren, John	46	UTAH	2:26.20	
129 Hanel, David M	42	TMPO	2:26.55	
130 Major, James M	32	MVN	2:27.00	
131 Ramirez, Miguel	33	MVN	2:27.00	
132 Stoneman, Dan	52	SDSM	2:27.00	
133 Perkins, Robert M	51	SWYM	2:27.00	
134 Wussler, Mark	58	SDSM	2:27.18	
135 Rudloff, Edward	66	TOC	2:27.51	
136 Jaffee, Laurence T	53	LVM	2:28.00	
137 Sanchez, Ralph	23	ROSE	2:28.00	
138 McGlynn, Jerry	47	SCAC	2:28.00	
139 Diehl, Robert N	48	NVM	2:28.50	
140 Jaffee, Alec A	19	LVM	2:28.70	
141 Wilder, Hugh	66	SRM	2:29.00	
142 Burns, Richard	70	TAM	2:29.00	
143 Lodwig, Keefe L	70	SYSM	2:29.15	
144 Bechtel, Will	49	SDSM	2:29.80	
145 Houldsworth, Duncan A	37	MVN	2:29.95	
146 Homan, Ham	54	MVN	2:29.98	
147 Crane, John K	62	TVM	2:30.00	
148 Brown, Matthew	37	IRSH	2:30.07	
149 Modjeska, Mark E	60	ARIZ	2:30.47	
150 Richey, Steven C	53	MOST	2:30.52	
151 Podmajersky, Tom E	50	UCI	2:30.90	
152 Weissman, Kevin C	51	MVN	2:31.00	
153 Harrison, Lonny W	65	PTMS	2:31.40	
154 Neiswonger, Richard J	54	MVN	2:32.00	
155 Baird, Fred C	65	UTAH	2:32.00	
156 Mitchell, Todd D	52	SCAQ	2:32.37	
157 Hamza, Alex	54	LVTC	2:32.89	
158 Plackemeier, Steven J	59	SDSM	2:33.00	
159 Bahamon, Luis E	52	WH2O	2:33.00	
160 Campbell, Chris	52	MVM	2:33.29	
161 Soderstrom, Tom J	55	ROSE	2:34.28	
162 Foreaker, Don	61	SRM	2:34.51	
163 Gooding, Jack	60	ARKM	2:35.00	
164 Suttle, Michael	60	CAPO	2:35.00	
165 Hildebrandt, David C	58	GAJA	2:35.00	
166 Albright, Philip W	53	MVN	2:35.00	
167 Bonano, Greg R	56	MVN	2:35.00	
168 Caron, Louis J	56	ROSE	2:35.00	
169 Mitchell, Robert W	55	TCC	2:35.00	
170 Glass, Mark W	39	WMST	2:35.00	
171 Sterne, Erik A	61	ROSE	2:35.12	
172 Glezen, Jonathan T	54	ROSE	2:35.73	
173 Callender, Scott	49	NOVA	2:35.88	
174 Holly, Alan L	66	MMAC	2:36.52	
175 Serbia, George W	53	NOVA	2:36.53	
176 Pash, Gregory C	66	MICH	2:37.26	
177 Larson, Allen J	60	OREG	2:37.74	
178 Radcliff, David A	79	OREG	2:38.31	
179 Steenhuis, Harm-Jan	46	SWAT	2:38.57	
180 Van Nort, Steven	62	LAPS	2:39.51	

2013 Marriott USMS Summer Nationals
Marguerite Aquatic Center
Psych Sheet - Thursday, August 8, 2013

#9 ... (Men 200 LC Meter Freestyle)

181	Thomas, Mark	52 BLU	2:39.70
182	Slater, Louis C	65 FGST	2:40.00
183	Weber, Gregory J	60 NOVA	2:40.00
184	Tyminski, Robert	38 BGWWM	2:40.73
185	Enguidanos, Robert C	51 UNAT	2:40.89
186	Warner, Frank	64 PSM	2:41.19
187	Arneson, Gaard	65 MICH	2:41.29
188	Willert, Dan T	71 WCM	2:42.50
189	Pinedo, Alex E	45 MVN	2:44.22
190	Reichle, Bill	65 BERK	2:44.86
191	Bregman, Michael	59 NOVA	2:45.00
192	Murphy, Brian A	65 WH2O	2:45.00
193	McQuiggan, Frank	65 NEM	2:45.06
194	Schmitt, Eric J	63 NOVA	2:45.50
195	Cross, Brook	63 UCI	2:45.70
196	Todd, Allen C	64 NOVA	2:46.00
197	Clausen, Scott	39 SSBM	2:46.15
198	LeMaster, Stan	66 NTEX	2:47.53
199	Adcock, Richard P	58 PSM	2:48.00
200	Todd, Richard T	71 TCAM	2:49.00
201	Figueiredo, Paulo	67 WH2O	2:50.57
202	McCarthy, Shaun	53 PCAT	2:50.99
203	Foote, David E	63 UNAT	2:51.00
204	Ralphs, Tony	70 SDSM	2:51.97
205	Libardon, Mark	43 MOST	2:52.69
206	Fulljames, Rick C	62 LVM	2:52.97
207	Sternberg, Scott D	55 ROSE	2:53.24
208	Parlett, Duncan J	51 NOVA	2:54.67
209	Brown, Terrell J	60 MINN	2:54.74
210	Holbrook, Peter	57 MVN	2:55.00
211	Colonnese, Michael A	69 MVN	2:55.10
212	Novell, Ken	71 VMST	2:56.07
213	Parker, John W	45 MVN	2:57.12
214	Walker, Larry	70 SLAM	3:02.58
215	Shechter, Stanley J	81 AGUA	3:04.25
216	Freeman, Frank B	68 CVMM	3:05.70
217	Andersen, Richard H	69 NOVA	3:08.39
218	Fallick, David K	50 UNAT	3:09.00
219	Nichols, Scott	59 FGST	3:09.23
220	Rauch, Will	79 LVM	3:10.00
221	Carey, George L	71 UNAT	3:10.86
222	Gallagher, Drury J	75 XCEL	3:12.00
223	Half, Henry M	71 MOST	3:12.67
224	Ronay, Peter E	71 ROSE	3:14.72
225	Bell, John L	71 UNAT	3:15.03
226	Blake, William V	76 MOST	3:18.00
227	Harmon, Mark J	55 UNAT	3:22.67
228	Schiel, Doug	72 TVM	3:28.00
229	Schlegel, Pete	77 HIMA	3:30.00
230	Tanner, Frank	82 SDSM	3:30.00
231	Bush, Richard S	65 NOVA	3:30.59
232	Lamb, Willard J	91 OREG	3:40.00
233	Stupfel, Norman E	81 WCM	3:40.40
234	Smith, Don E	56 WMAC	3:45.82
235	Beach, Robert E	83 SPM	3:50.00
236	Conkey, Jim	82 SNM	3:50.40
237	Schmidt, Jurgen B	90 MVN	4:09.11
238	Rolph, Robert W	82 MVN	4:10.74
239	Hubbard, Donald J	86 SDSM	4:12.00

#10 Women 200 LC Meter Freestyle

Name	Age	Club	Seed Time
1	Rowe, Luane	24 TVM	2:09.87
2	Curran, Hope R	19 WCM	2:11.50
3	Horwitz, Stephanie	19 SCAQ	2:13.07
4	Murray, Elizabeth Murray P	21 SCAQ	2:14.00
5	Parker, Emily S	28 SDSM	2:14.04
6	Modrov, Priscilla A	25 BUMS	2:15.00
7	Opdycke, Rendy L	29 NOVA	2:15.17
8	Pearson, Sian	23 MVN	2:16.26
9	Smith, Jody L	44 OREG	2:16.29
10	Nelson, Shauna J	25 MMAC	2:17.81
11	Elkins, Molly A	19 MMAC	2:18.00
12	Moore, Maki	28 LVM	2:18.17
13	Witte, Anna	27 WIND	2:18.46
14	Stone, Stephanie	46 PCAT	2:18.73
15	Day, Nadine K	43 UNAT	2:19.26
16	Dekar, Rachel	22 SCAQ	2:19.50
17	Dwors, Elizabeth C	33 SFTL	2:19.92
18	Lapinskas, Christina	28 SCAQ	2:20.00
19	Taylor, Vicki	28 TVM	2:20.23
20	Hernandez, Jill S	53 CHIC	2:21.00
21	Thompson, Hiliary G	38 SDSM	2:23.05
22	Ballenger, Marie A	27 USF	2:24.00
23	Ksiazek, Kendra	32 SDSM	2:24.03
24	Muller, Kelsey	31 MVN	2:24.99
25	Keeler, Susan E	35 WCM	2:25.00
26	Welting, Lauren K	48 TOC	2:25.62
27	Stebbins, Erika M	43 UCLA	2:25.80
28	Cleavenger, Becky	50 CVMM	2:26.23
29	Ryan, Aleah M	30 SON	2:26.47
30	Meyer, Marguerite	54 TOC	2:27.00
31	Kalas, Pamela	37 UBC	2:27.00
32	Adams, Kari S	47 LVM	2:27.15
33	Lugassy, Heather	43 TAM	2:27.30
34	Lassen, Megan M	43 SFTL	2:27.53
35	Curran, Margee M	52 WCM	2:27.70
36	Osborne, Katie	50 NOVA	2:27.90
37	Matena, Jana	51 MELO	2:28.40
38	Williams, Susan R	44 CMS	2:28.50
39	Carlsen, Jeanne	55 CMSC	2:28.64
40	Godges, Arlette A	49 SCAQ	2:28.93
41	Collins, Amy S	42 NOVA	2:29.00
42	Nelson, Judy A	53 CMS	2:29.37
43	Hibben, Veronica	57 UCLA	2:29.52
44	Ingraham, Susan R	54 MOST	2:29.63
45	Delmage, Arlene	51 OREG	2:29.80
46	Houston, Colleen P	32 CMSC	2:30.00
47	Rietz, Heather	45 META	2:30.00
48	Helgesen, Kelsey L	23 ROSE	2:30.00
49	Val, Laura B	62 TAM	2:30.00
50	Richardson, Debbie D	51 LAPS	2:30.05
51	Shipp, Rachel V	30 TOC	2:30.25
52	Grilli, Tracy L	56 NEM	2:31.16
53	Sterzer, Robin S	49 WAMS	2:31.44

54	Elsbach, Kimberly D	50 DAM	2:31.50
55	Damsky, Irene T	48 SDSM	2:31.92
56	O'Brien, Charlene A	57 WCM	2:32.03
57	Major, Becki P	50 ARIZ	2:32.13
58	Cybulskis, Astrid A	39 NOVA	2:32.44
59	Hagadorn, Heather	48 CMS	2:32.54
60	Tate, Julie H	41 UTAH	2:33.35
61	Campbell, Trin A	49 FAST	2:33.53
62	DeFelice, Heather M	34 SDSM	2:33.90
63	Vorrasi, Catherine M	30 ARIZ	2:33.98
64	Barnhart, Lynn	52 DAMM	2:34.70
65	English, Adrianna	38 LVTC	2:35.00
66	Liotta, Ashley	34 PHX	2:35.00
67	Ciraulo, Diana	20 UCLA	2:35.00
68	Tate, Haylee A	19 UTAH	2:35.00
69	Dean, Bronwen G	36 IAMA	2:35.12
70	Dawson-Cook, Susan E	50 ARIZ	2:35.30
71	Saribalas, Amy M	41 NAM	2:35.60
72	Lloyd, Kimberly K	41 NEM	2:35.66
73	Hunter, Danielle M	24 MVN	2:35.70
74	Reiss, Natasha	44 WIND	2:36.00
75	Stokes, Karin E	52 NEM	2:36.74
76	Catallo-Madruga, Marci H	34 CMS	2:36.94
77	Ferguson, Ellen	51 OREG	2:37.00
78	Chessen, Christine	47 TOC	2:37.00
79	Phillips, Sue	49 OREG	2:37.70
80	Thompson, Amy W	42 TOC	2:37.78
81	Rudolf, Linda K	50 SDSM	2:38.18
82	May, Julie	46 SKY	2:38.51
83	May, Meredith E	39 MVN	2:38.56
84	Sitzmann, Amy K	33 TVM	2:38.59
85	Boor, Dayna	33 PCAT	2:39.15
86	Szekeres, Naomi O	35 SFTL	2:39.77
87	Ellington, Cheri	56 SCMC	2:39.91
88	Sondag, Lynn S	45 TAM	2:40.00
89	Ogier, Danielle	61 GOLD	2:40.97
90	Sinclair, Jessica	44 TVM	2:41.00
91	Sorensen, Susan	44 SNM	2:41.87
92	Seubert, Erica L	32 ROSE	2:42.70
93	McLeod-Crady, Jennifer	38 MVN	2:42.88
94	Pearson, Loren J	38 TVM	2:42.94
95	Kirker, Amanda G	34 NOVA	2:43.00
96	Gold, Susan	53 ROSE	2:43.98
97	Dillbeck, Stephanie K	36 MSCA	2:44.30
98	Wylie, Lori L	60 CMSC	2:45.00
99	Miller, Celeste	63 SNM	2:45.00
100	Nelson, Sheila	45 SRM	2:45.51
101	Richell, Kelly A	48 MVN	2:46.20
102	Wymelenberg, Lynn A	58 RMST	2:46.53
103	Neville, Cathy V	56 SDSM	2:47.11
104	Maclean, Tanya	37 NOVA	2:47.12
105	McEwen, Katie T	42 NOVA	2:47.29
106	Wilson, Carol W	56 NOON	2:47.39
107	Burch-Ascencio, Jennifer A	47 MVN	2:47.70
108	Tiernan, Joy	34 SCAQ	2:47.88
109	Atkinson, Karen E	38 NEM	2:47.89
110	Ashworth, Michelle P	50 LVM	2:49.65
111	Battin, Carolyn	59 LVM	2:50.00
112	Alvarez, Phyllis A	54 NOVA	2:50.00
113	Campagna, Janice M	53 OREG	2:50.00
114	Lerude, Stephanie	50 SNM	2:50.56

2013 Marriott USMS Summer Nationals
Marguerite Aquatic Center
Psych Sheet - Thursday, August 8, 2013

#10 ... (Women 200 LC Meter Freestyle)

115	Williamson, Francine S	65 GAJA	2:50.65	174	Choy, Joanna C	52 SOBA	5:20.00
116	Juliusson, Julia M	48 NOVA	2:51.00	175	Wolle, Marian E	85 SDSM	7:09.00
117	Piggott, Emma	39 SDSM	2:52.02				
118	Shaps, Ruth Y	66 MAM	2:54.00				
119	Messerly, M. Heather	45 NOON	2:54.46				
120	Bracken, Judy W	56 TVM	2:54.76				
121	Saul-Zachau, Joanne	55 LVM	2:55.00				
122	Neal, Sue	58 NOVA	2:55.00				
123	Bathgate, Diane	52 MSCA	2:55.74				
124	Dolan LaMar, Diana	56 SDSM	2:55.87				
125	Coffee, Cassandra	52 NBA	2:56.30				
126	Watts, Sue N	59 1776	2:56.83				
127	Feld, Karen A	46 FONT	2:56.94				
128	Meteyer, Beverly B	60 LVM	2:58.00				
129	Stokols, Niki F	56 CVMM	2:58.71				
130	Mitchell, Alison A	59 MVN	2:58.96				
131	Altman, Christie	64 ARIZ	2:59.00				
132	Meyer, Kim	55 SCAQ	2:59.00				
133	Menard, Joanne	65 MMAC	2:59.01				
134	Blatt, Cindy S	60 VCM	2:59.23				
135	Cushing, Patti A	57 MVN	2:59.39				
136	Autissier, Anne-Cecile	49 NEM	3:00.00				
137	Greedy, Lisa G	49 PCAT	3:00.00				
138	Lumbert Gentry, Kerri	56 UNAT	3:00.50				
139	Schmidt, Jonelle	62 ARIZ	3:03.00				
140	Alexander, Martha A	64 WCM	3:05.04				
141	Flinn, Emma	64 NCMS	3:06.65				
142	Deputy, Kerry	52 NOVA	3:07.92				
143	Baker, Gini	63 SDSM	3:09.90				
144	Strauss, Judy	59 MELO	3:10.00				
145	Fisher Campbell, Anne E	61 INDY	3:10.08				
146	Dougherty, Mindy M	61 MVN	3:10.47				
147	Edelman, Jacqueline D	33 SDSM	3:12.00				
148	Christensen, Mary L	68 SDSM	3:16.50				
149	Marr, Jackie M	70 SDSM	3:18.80				
150	Ridout, Nancy J	71 TAM	3:20.00				
151	Gillies, Judy L	65 ARIZ	3:21.98				
152	Reid, Colleen G	64 HIMA	3:25.20				
153	Munn, Susan L	75 DAM	3:26.03				
154	Cushman, Susan	51 LVM	3:28.00				
155	Little, Jeanne	76 MVN	3:35.24				
156	de Leve, Samantha	24 SCAQ	3:36.00				
157	Smith, Diane G	68 CVMM	3:38.33				
158	Yoder, Margie E	61 CMS	3:45.00				
159	Cuero, Patricia S	44 MOST	3:45.00				
160	Tomlinson-Macias, Melinda F	55 HMS	3:49.00				
161	Shockro, Ellen K	71 UNAT	3:49.24				
162	Ackley, Ella B	71 MM	3:49.29				
163	Harmon, Joanna	52 LVM	3:53.27				
164	Fieno, Gail M	70 LVM	3:55.00				
165	Whiter, Peggy S	70 OREG	3:56.97				
166	Nichols, Janet L	60 FGST	4:25.38				
167	Graef, Margrit	82 MVN	4:34.50				
168	Haworth, Joyce M	76 WCM	4:37.90				
169	Kornfeld, Maurine E	92 MVN	4:41.55				
170	Wheatley, Diane	80 MOST	4:49.75				
171	Varty, Eulah M	79 COWI	5:00.14				
172	Maxbauer, Christine A	60 MICH	5:10.00				
173	Simonton, Rita	95 MVN	5:18.00				

INTRO TO
MEDICARE



**YOU NEED INFO.
WE CAN HELP.**

Medicare can seem confusing, especially if you're just reaching the age of eligibility and don't know where to begin. Let Care1st Health Plan (HMO & SNP) help you by starting with the basics.

Care1st
HEALTH PLAN

Call today to get started!

1-800-847-1222, TTY: 711

8:00 am to 6:00 pm, 7 days a week

www.care1stmedicare.com

Care1st Health Plan (HMO, HMO SNP) is a Medicare Advantage organization with a Medicare contract. This information is available for free in other languages. Please contact Member Services: 1-800-544-0088 (TTY 711), 8:00am – 8:00pm, 7 days a week. Esta información está disponible gratuitamente en otros idiomas. Comuníquese con Servicios para los Miembros: 1-800-544-0088 (TTY 711), de 7 días a la semana.

H5928_13_380_MK CMS ACCEPTED

SURFIN.



DONUTS & GRILL

MONDAY 6AM-1PM

TUES-SUN 6AM-3PM

26861 TRABUCO ROAD #G

MISSION VIEJO

(949) 455-1450

Day 3 – Friday, August 9

Warm-up

6:30 a.m.–7:50 a.m.

Check-in Deadline for Day 3

The following are positive check-in events. Check-in may be done in person at the registration area or online at usms.org.

Fri., August 9	200 backstroke 800 freestyle	7:00 a.m.
----------------	---------------------------------	-----------

PLEASE NOTE:

If you do not check in by the deadline, you will not be seeded; there are no exceptions.

Meet Start Time

8:00 a.m.

Men	Event	Women
13	50 breaststroke	14
15	200 backstroke	16
17	50 butterfly	18
19	200 mixed freestyle relay	
21	800 freestyle (mixed)	22

Entry Deadline for Day 4 (Saturday) Relays

Relays must be turned in at the relay desk.

Fri., August 9	200 freestyle relay (men's and women's) 200 mixed medley relay	3:00 p.m.
----------------	--	-----------

2013 Marriott USMS Summer Nationals
Marguerite Aquatic Center
Meet Program - Friday, August 9, 2013

#13 Men 50 LC Meter Breaststroke

Lane	Name	Age	Club	Seed Time
Heat 1 of 28 Finals				
3	Cornell, John E	86	FACT	1:04.93
4	Piemme, Frank	88	MVN	52.23
5	Rudloff, G Edward	90	TOC	50.00
Heat 2 of 28 Finals				
1	Soroka, Donald	81	RHMS	1:01.37
2	Shechter, Stanley J	81	AGUA	53.25
3	Best, Bob	81	SDSM	45.00
4	Stupfel, Norman E	81	WCM	50.40
5	Farrell, Ed L	81	MVN	58.00
6	Fleming, Jack C	78	USF	45.35
7	Downs, George R	75	CMS	41.50
8	Haines, William W	76	SDSM	54.00
Heat 3 of 28 Finals				
1	Jones, Brian M	72	SDSM	55.23
2	Eldredge, William	73	WIND	48.00
3	Zuur, James	73	TAM	46.80
4	Johnson, Lloyd G	73	CVMM	43.93
5	Schlup, Patrick	73	UCI	46.00
6	Reid, Walt	73	PSM	48.00
7	Diehl, David J	72	YWMA	53.96
Heat 4 of 28 Finals				
1	Stewart, Dick	73	MVN	43.00
2	Freshley, Mike R	72	SDSM	41.48
3	Todd, Richard T	71	TCAM	40.00
4	Andersen, Peter	70	SDSM	37.45
5	Gildea, David R	70	MELO	38.58
6	Millard, John B	70	MVN	40.93
7	Tadir, Yona	70	MVN	42.00
8	Whitley, John K	70	WIND	43.80
Heat 5 of 28 Finals				
1	Smith, Stanley M	66	LBG	53.92
2	Stambolis, James N	66	TAM	49.75
3	Kelber, Michael W	66	OREG	45.03
4	Gemmill, Dave G	66	PHX	42.50
5	Nelson, Robert H	66	MESC	42.74
6	Murray, Allen K	69	UCI	46.22
7	Bovee, Dennis R	68	SDSM	52.00
Heat 6 of 28 Finals				
1	Murphy, Brian A	65	WH2O	41.00
2	Jochim, Christian	65	QSS	40.12
3	DeLacy, James R	67	WCM	39.50
4	Cargill, Rod	67	LBMS	37.80
5	Meyerhoff, Rick	66	TAM	39.00
6	Campbell, John F	66	MVN	39.96
7	Peterson, Steven B	67	PSM	40.20
8	Wright, Phil	66	NEM	42.07
Heat 7 of 28 Finals				
1	Yeager, Clark S	64	UNAT	45.53
2	Cross, Brook	63	UCI	42.50
3	Mc Gregor, Cary D	63	MAM	41.90
4	Bohan, Richard P	62	BERK	40.00
5	Brower, Raymond W	62	RMDA	41.00
6	Fulljames, Rick C	62	LVM	42.48
7	Divan, Paul E	62	MVN	42.85
8	Madison, David K	60	LOM	48.01

Heat 8 of 28 Finals

1	Burns, Howard W	62	MVN	39.89
2	Turbin, Alan	62	SCAQ	38.61
3	Walker, Rick B	63	SYSM	36.37
4	Colella, Rick	62	PSM	34.70
5	Kerns, Hubie	64	VCM	36.10
6	Bovard, Ralph S	61	MINN	38.40
7	Accornero, Barry	62	TERR	39.50
8	Derr, John M	64	VCM	40.00

Heat 9 of 28 Finals

1	Nichols, Scott	59	FGST	45.50
2	Robinson, Keith A	55	UNAT	41.36
3	Adcock, Richard P	58	PSM	40.50
4	Weber, Rob	55	UNAT	40.00
5	Tulin, Bill	55	TAM	40.03
6	Anderson, Robert L	58	PCCM	40.70
7	Trowbridge, Val K	59	MVN	45.00

Heat 10 of 28 Finals

1	Hildebrandt, David C	58	GAJA	39.07
2	Heyes, Greg W	59	LAPS	39.00
3	Heins, Barry	57	RGSC	38.56
4	Vehovec, Henry	55	NOVA	37.50
5	Menchaca, Abel	56	SDSM	38.00
6	Wussler, Mark	58	SDSM	38.60
7	Schmitt, David	56	GSM	39.00
8	Dauser, John W	57	NOVA	39.15

Heat 11 of 28 Finals

1	Lindstedt, David P	57	LAPS	36.00
2	Anderson, Jay	57	MINN	35.00
3	Groselle, Jack R	59	SYSM	34.70
4	Brenner, Bill	55	SYSM	34.23
5	Von Hoffmann, Gerard	57	NOVA	34.40
6	Neville, Richard	57	FAST	34.99
7	Holland, David A	55	WMAC	35.00
8	Holmberg, Tom	55	IM	36.74

Heat 12 of 28 Finals

1	Chin, Steven	52	NOVA	50.00
2	Stone, Wes B	51	SDSM	44.50
3	Raine, Charlie	53	LAPS	38.99
4	Goodell, Brian S	54	MVN	38.80
5	Washburne, Brent C	52	OREG	38.92
6	Abrami, John F	53	SBM	40.47
7	Carlsen, Richard L	54	MVN	44.68

Heat 13 of 28 Finals

1	Morales, Tito	54	UCLA	38.75
2	Martin, Michael G	54	ROSE	38.58
3	Acton, Michael S	54	SBM	38.04
4	Matysek, Jim	54	SYSM	37.17
5	Stoll, Kurt A	54	TVM	38.00
6	Thomas, Mark	52	BLU	38.49
7	Martin, Michael P	53	UNAT	38.74
8	Miller, Christopher	50	ROSE	38.80

Heat 14 of 28 Finals

1	Richey, Steven C	53	MOST	36.59
2	Peterson, Marlow D	53	MVN	36.21
3	Barker, Douglas C	50	MVN	35.69
4	Baird, Jeff A	54	PHX	35.11
5	Turocy, Gregory	50	O*H*	35.45
6	Vargas, Daniel	53	ARIZ	36.00
7	Wall, Chris L	51	SCAQ	36.41
8	Calhoun, Jay M	54	SCAQ	36.76

Heat 15 of 28 Finals

1	Helgason, Tryggvi	50	SCMC	34.75
2	Phillips, Daniel L	50	PSM	34.50
3	Hasegawa, Brian J	50	GHM	34.00
4	Guthrie, David M	53	TXLA	31.07
5	Miller, Tim	50	STAN	33.98
6	Scott, Greg C	54	CMS	34.06
7	Procton, Bruce	52	NCMS	34.50
8	Levy, Aaron	54	WH2O	35.00

Heat 16 of 28 Finals

1	Freitas, Stephen	48	MVN	49.00
2	Bechtel, Will	49	SDSM	41.00
3	Baldacci, Joseph J	47	SDSM	39.92
4	Borton, Dan	45	ROSE	40.11
5	Enright, Jerome F	48	ELG	48.67
6	Murphey, Ray W	34	TVM	40.21
7	Lauritano, Giuseppe A	40	SDSM	48.40

Heat 17 of 28 Finals

1	Lanterman, Scott J	48	MVM	39.00
2	Cohen, Sandy	48	MOVY	38.57
3	Bolduc, John A	48	SDSM	38.20
4	Steenhuis, Harm-Jan	46	SWAT	38.05
5	Jaubert, Marcel	49	SMS	38.15
6	Chaput, Sebastien SC	46	ASNL	38.50
7	Muth, Daniel F	47	SCAQ	38.73
8	Hood, Jonathan	49	SDSM	39.74

Heat 18 of 28 Finals

1	Jones, Philip W	45	AGM	37.39
2	Koehler, Doug J	47	CVMM	37.23
3	Waud, Timothy P	46	OREG	36.19
4	Poleo, Tony	48	MMAC	35.59
5	Thompson, Anthony G	49	MOVY	35.76
6	Brundage, Patrick W	46	MMAC	36.42
7	Charpentier, Christophe	45	ASNL	37.25
8	Young, Chad R	49	WH2O	38.00

Heat 19 of 28 Finals

1	Korenak, Andrew J	48	OMAH	35.00
2	Boshoff, Nick	45	CVMM	34.66
3	Mayall, Randy S	47	NIAG	34.21
4	Heber, Scott	47	DAMM	32.40
5	Esko, Kevin L	47	PSM	33.20
6	Sullivan, Scot A	47	OREG	34.63
7	Fiser, Graeme A	47	SFTL	34.87
8	Walikis, Robert J	47	T-26	35.27

2013 Marriott USMS Summer Nationals
Marguerite Aquatic Center
Meet Program - Friday, August 9, 2013

Heat 20 (#13 Men 50 LC Meter Breaststroke)

1	Sorenson, Tom C	40 MVN	43.12
2	Rovinsky, Jeff L	42 NOVA	40.45
3	Newbegin, Brian	44 SCAQ	37.08
4	Webster, Dale W	44 SDSM	37.03
5	Williams, Ryan D	40 SFTL	37.05
6	Berntsen, Mike	44 MAAC	37.15
7	Bartfay, Joseph V	41 NOVA	41.75
8	Johansson, Kenneth R	44 WH2O	45.00

Heat 21 of 28 Finals

1	Adamavich, Doug P	44 MMAC	36.95
2	Stietzel, Kent J	44 MELO	36.56
3	Tse, Ken	43 MVN	36.50
4	Rippetoe, Kenneth R	44 SCAQ	35.58
5	Rea, Thai V	42 MVN	35.90
6	McClung, Paton M	44 WIND	36.55
7	Barrera, Paul J	43 MVN	36.75
8	Axas, Peter A	44 PHX	37.00

Heat 22 of 28 Finals

1	Doane, Michael P	43 TERR	33.22
2	Dreizler, Todd M	43 PHX	32.50
3	Butcher, Rob	41 SYSM	30.23
4	West, Steve	41 NOVA	29.38
5	Jacobson, Brian L	40 MINN	29.95
6	Huggins, Dale R	41 TXLA	32.29
7	Hooper, James C	42 MSBC	32.89
8	Dietrich, Jim	42 NOVA	33.69

Heat 23 of 28 Finals

1	Arrasmith, Frank	36 SDSM	44.54
2	Glass, Mark W	39 WMST	36.82
3	Heden, Greg	39 MMAC	35.00
4	Stalker, Nathan S	39 SOBA	34.80
5	Brown, Matthew	37 IRSH	35.93
6	Houchin, Jason	38 SDSM	39.45
7	Salles-Cunha, Lucas	33 QSS	38.29
8	Vogelgesang, Keith C	31 ROSE	39.64

Heat 24 of 28 Finals

1	Bogdan, Sander B	35 TVM	34.00
2	Greenwood, Scott C	36 TOC	32.00
3	Christoffel, Ben J	37 INDY	31.67
4	Counts, Glenn M	36 LVM	30.81
5	Eisenhuth, Matthew S	39 CMS	31.50
6	Schmidt, Matthew B	35 WH2O	31.80
7	Hwang, Wayne	35 NOVA	33.75
8	Gallagher, Douglas J	37 XCEL	34.37

Heat 25 of 28 Finals

1	Daene, Markus	34 TVM	37.89
2	Sabala, Michael C	33 CTRI	33.81
3	Martinez Quintanilla, Jordi	32 NEM	32.45
4	Schoeman, Roland M	33 PHX	29.33
5	Holsman, Trent T	33 TOC	31.80
6	Durieux, Chad A	34 ROSE	33.67
7	Oo, Aung Sann	32 ARIZ	35.10
8	Dailey, Erik W	33 ROSE	37.95

Heat 26 of 28 Finals

1	Shaheen, Luke	25 SYSM	35.81
2	Murphy, Patrick J	28 WH2O	35.00
3	Malasky, Martin E	25 TOC	34.50
4	Ganiyev, Doston	26 CMS	34.00
5	Tasler, Tim	28 IAMA	34.35
6	Arndt, Matthew E	29 NOVA	34.77
7	Borgese, Joseph	29 UNAT	35.50

Heat 27 of 28 Finals

1	Stroh, Christopher M	26 SCMC	32.99
2	Chereukhin, Vyacheslav	26 NEM	32.00
3	Yung, Cejih J	28 PSM	30.10
4	Burckle, Christopher C	25 ARIZ	28.40
5	Deery, Kyle B	29 SYSM	29.92
6	Gans, Egan	27 TOC	31.00
7	Conroy, Chris	28 PSM	32.48
8	Shiosaki, Daniel T	29 TOC	34.00

Heat 28 of 28 Finals

1	Materov, Alexei	24 RIPT	37.90
2	Anguetta, Nicholas A	23 SCMC	35.78
3	Sonsteng, Patrick J	21 MVN	32.33
4	Thompson, Austen L	23 ARIZ	29.70
5	Whinnery, Typ	22 UNAT	31.56
6	Ballon, Zachary J	19 TOC	32.50
7	Willment, Cameron M	19 MVN	37.00

#14 Women 50 LC Meter Breaststroke

Lane	Name	Age	Club	Seed Time
------	------	-----	------	-----------

Heat 1 of 19 Finals

1	Sachs, Janet G	76	CMS	1:12.06
2	Jaffe, Kristin N	75	SLN	53.00
3	Haworth, Joyce M	76	WCM	1:07.05
4	Kight, Betty G	72	MOST	54.63
5	Leilich, Joann	74	WMST	46.00
6	Durrant, Betsy	72	VMST	53.89
7	Graef, Margrit	82	MVN	1:03.10
8	Barry, Marty	81	RHMS	1:38.07

Heat 2 of 19 Finals

1	Conkey, Nancy	69	SNM	59.50
2	Smith, Diane G	68	CVMM	55.67
3	Webb, Linda	68	SFTL	48.48
4	Gettling, Janet	65	OREG	46.14
5	Barnea, Daniela	69	STAN	46.30
6	Schneider, Margo M	66	GAJA	53.75
7	Hill, Marcia M	69	BCTM	59.08

Heat 3 of 19 Finals

2	Nichols, Janet L	60	FGST	1:15.80
3	Hirakawa, Diane M	64	SDSM	1:05.00
4	Petrini, Linda H	61	CARS	49.20
5	Cambra-Brungard, Jeanne	61	LOM	50.85
6	Amundson, Pam	63	SDSM	1:14.65

Heat 4 of 19 Finals

1	Raboin, Deborah	62	SDSM	48.72
2	Lindsey, Connie	61	MOST	48.04
3	Alexander, Martha A	64	WCM	46.68
4	Jaunzeme, Andra	60	WH2O	42.00
5	Maccurdy, Krissy	61	PCAT	42.08
6	Price, Allison	62	SDSM	48.00
7	Thornton, Kim S	61	NOVA	48.10
8	Seaton, Jessica W	60	WH2O	48.81

Heat 5 of 19 Finals

2	Domb, Bina	56	PCAT	57.19
3	Baldwin, Patricia A	58	SKY	53.47
4	Ornelas, Jean T	59	PDSC	49.95
5	Smath, Meg	57	SKY	53.43
6	Duane, Debbie	59	ARIZ	53.56
7	Rezmer, Nancy G	57	WMAC	59.15

Heat 6 of 19 Finals

1	Shigaki, Carole	58	WH2O	48.50
2	Saul-Zachau, Joanne	55	LVM	47.76
3	Rogers, Pamela K	56	SBSM	46.50
4	Kirkpatrick-Reno, Nancy	58	CVMM	45.62
5	Bottaro, Christine	57	JAMM	46.11
6	Nash, Betsy	58	LOM	46.55
7	Mc Cleave, Jeanne M	59	MVN	48.00
8	Bronson Raives, Sheila	56	SCAQ	48.60

Heat 7 of 19 Finals

1	Miller, Sigute	55	SCAQ	45.00
2	Dolan LaMar, Diana	56	SDSM	44.85
3	Terhorst, Hermine M	55	SRM	42.01
4	Cook, Jenny L	55	UCLA	39.10
5	Crabbe, Colette M	57	OREG	39.66
6	Smith, Robin M	58	NOVA	44.09
7	Wheeler, Barbara C	56	TAM	45.00
8	Siegel, Christine L	56	SDSM	45.19

Heat 8 of 19 Finals

3	Foster, Susan B	51	ARIZ	56.49
4	Redwine-Baker, Roxanne J	54	OREG	48.50
5	Cavaliero, Kelli	51	MVN	55.00
6	Brown, Laura G	51	ROSE	57.63

Heat 9 of 19 Finals


1	Krugman, Elaine	51	GAJA	46.10
2	Renshaw, Robin M	50	SDSM	45.94
3	Schoenneman, Lisa L	51	SCA	44.00
4	Sotelo, Sophia S	52	WCM	43.00
5	Lepinski, Cokie	54	NUTS	44.00
6	Leithiser, Mary Ellen	53	LAPS	44.28
7	Latt, Melissa J	50	SCAQ	46.00
8	Campagna, Janice M	53	OREG	47.10

Heat 10 of 19 Finals

1	Augerson, Lisa J	50	MVN	42.54
2	Groselle, Laura L	53	SYSM	40.13
3	Dawson-Cook, Susan E	50	ARIZ	39.38
4	Dahl, Lisa A	52	PSM	38.27
5	Schick, Lori A	50	SFTL	38.46
6	Weiss, Sharon M	51	SNM	39.88
7	Jenkins, Valerie G	50	OREG	42.50
8	Dodd, Dina	50	NSA	42.75

Heat 11 of 19 Finals

2	Autissier, Anne-Cecile	49	NEM	54.00
3	Nakayama-Simpson, Lisa M	49	SDSM	44.41
4	Batcheller, Jennifer A	45	MVN	46.38
5	Dilley, Brenda K	49	CMS	55.20
6	Moore, Elizabeth	38	INDY	53.47



GO THE DISTANCE
ACHIEVE PERSONAL
BEST AND GET FREE
NIKE GEAR ALONG
THE WAY.

Nike is proud to sponsor U.S. Masters Swimming's fastest growing fitness program, Go the Distance, which is free to all members. Go to usms.org and register for a MY USMS account, then enter and track your workouts in your Fitness Log. As you reach key milestones, you become eligible for special prizes from Nike in 2013.

50 miles Nike GTD swim cap
250 miles Nike string bag
500 miles Nike swimsuit

WWW.USMS.ORG/NIKE-SWIM-GTD

Like us on Facebook
Visit us at www.nikeswim.com



PRESENTED BY



2013 Marriott USMS Summer Nationals
Marguerite Aquatic Center
Meet Program - Friday, August 9, 2013

Heat 12 (#14 Women 50 LC Meter Breaststroke)		
1	May, Julie	46 SKY 43.07
2	Sterzer, Robin S	49 WAMS 42.88
3	Greedy, Lisa G	49 PCAT 41.23
4	Jacobson, Kendal R	47 TXLA 38.51
5	Simmons, Cheryl A	46 ROSE 39.57
6	Chessen, Christine	47 TOC 41.70
7	Stiles, Jasmine	47 SDSM 43.00
8	Bulman, Robin A	48 SRM 43.93
Heat 13 of 19 Finals		
1	Stolte, Heather J	41 NOVA 53.45
2	Khalil, Heidi G	42 ROSE 47.48
3	Maki, Christine D	43 CTSM 45.66
4	Parker, Alycia M	42 MYST 43.58
5	Thompson, Amy W	42 TOC 46.42
6	Serrano, Heather K	40 MVN 47.62
7	Pinto, Rachel R	36 SSBM 45.94
8	Royal, Abby L	37 ROSE 52.50
Heat 14 of 19 Finals		
1	Segraves, Ann M	42 MVN 42.42
2	Collins, Amy S	42 NOVA 41.00
3	Good, Tricia	42 CMS 39.48
4	Blackburn, Lisa	42 T2NM 33.86
5	Seider, Wenke K	44 OJAI 35.63
6	Condor-Fisher, Sarah P	41 OCC 39.88
7	Tate, Julie H	41 UTAH 41.27
8	Schaal, Shlomit	43 SKY 43.47
Heat 15 of 19 Finals		
1	Bickert, Monika	37 MVN 44.26
2	Keeler, Susan E	35 WCM 40.00
3	Willmer, Lindsay	37 CTSM 37.51
4	Glenn, Katie	37 STAN 34.50
5	Lewis, Cynthia J	38 WIND 35.18
6	Drinnan, Siubhan	38 EMSC 39.65
7	Kramer, Stephanie	39 NOVA 41.58
8	Buhler, Alexis L	35 SOBA 45.00
Heat 16 of 19 Finals		
1	Stutz, Kathleen J	31 SYSM 45.10
2	McCabe, Erin	34 SCAQ 43.00
3	Bronson, Jenifer L	32 SCAQ 42.84
4	Esau, Nicole R	30 CMSC 43.50
5	Siegel, Jennifer E	22 TXLA 43.87
6	Daniels, Christina L	24 NOVA 42.32
7	Davis, Alicia A	24 ARIZ 43.31
Heat 17 of 19 Finals		
1	Staub, Caroline S	34 NOVA 42.53
2	Bronson, Meredith C	31 QSS 41.17
3	Martinez Borobio, Esther	31 NEM 38.68
4	Liotta, Ashley	34 PHX 37.27
5	Sontag, Jen	31 RMST 38.50
6	DeFelice, Heather M	34 SDSM 40.00
7	Lastfogel, Laura L	31 SFTL 41.79
8	Johnson, Jennifer G	30 UCI 42.58

Heat 18 of 19 Finals		
1	Ho, Judy	28 ROSE 45.00
2	Harlow, Megan M	26 DAMM 38.45
3	Ballenger, Marie A	27 USF 37.00
4	Moore, Katie M	25 MVN 36.50
5	Houston, Katy	26 TOC 37.00
6	Gill, Meg B	28 TOC 37.01
7	Gutierrez, Sarah M	27 LOM 40.88
8	Lin, Helen	29 NEM 45.44
Heat 19 of 19 Finals		
1	Dodd, Kara	21 NSA 40.66
2	Beal, Kristy	24 SCAQ 39.91
3	Danny, Jordan S	22 SCMC 36.00
4	Reid, Mary K	19 SCAQ 34.50
5	Hengels, Hallie M	19 SCAQ 34.50
6	Walker, Gabby L	24 MVN 39.91
7	Chisholm, Hailey M	21 SCAQ 40.00
8	Hunter, Danielle M	24 MVN 42.21

2013 Marriott USMS Summer Nationals
Marguerite Aquatic Center
Psych Sheet - Friday, August 9, 2013

#15 Men 200 LC Meter Backstroke

Name	Age	Club	Seed Time
1 Hubbard, Garrett Hubbard M	22	MVN	2:16.95
2 Reed, Scott W	43	SBM	2:18.25
3 Dickson, Kurt F	46	ARIZ	2:18.99
4 Boyer, Chris	35	CTSM	2:20.00
5 Shiosaki, Daniel T	29	TOC	2:20.00
6 Yntema, Douwe	24	TOC	2:20.00
7 Bachtiger, Walter M	40	RHMS	2:20.30
8 Phelan, Darren D	50	STAN	2:22.31
9 Sakamoto, Takumi	24	PHX	2:24.33
10 Roper, Matthew D	32	DAM	2:24.73
11 Nance, Matthew E	48	SCAQ	2:25.01
12 Alders, Alec	24	ROSE	2:25.12
13 Jennings, Bryan V	50	LVM	2:25.43
14 Jelen, Doug	40	PSM	2:26.48
15 Fusedale, Nick J	38	ROSE	2:26.64
16 McWhorter, Michael C	40	TOC	2:29.00
17 Bixler, John J	31	SDSM	2:29.24
18 Ferroggiaro, Fred	60	TOC	2:30.00
19 Welechuk, Jeff J	43	CMSC	2:30.11
20 McMurray, Michael G	49	CSLA	2:30.16
21 Hoffmeister, Stefan	35	NOVA	2:30.70
22 Gunnell, Steve	43	MVN	2:33.05
23 Dunn, Joe S	55	SRM	2:33.44
24 Karren, Kelly S	40	UTAH	2:33.99
25 Cordero, Billy	46	CHGO	2:34.00
26 Brundage, Patrick W	46	MMAC	2:34.43
27 Sauer, Jim	56	TXLA	2:35.65
28 Morales, Vincent D	56	NCSM	2:36.00
29 Edwards, Wes	60	OREG	2:36.15
30 Jackwin, Eric L	24	SFTL	2:36.80
31 Aguilar, Rogelio	39	UNAT	2:37.01
32 Evans, David L	52	ARIZ	2:37.20
33 Lewis, Mike J	48	WIND	2:38.40
34 Morales, John R	55	SRM	2:39.32
35 Akin, Jay	38	SDSM	2:39.37
36 O'Keefe, Peter R	63	UCLA	2:39.72
37 Janney, Michael	44	MVN	2:40.00
38 Jackson, Scott J	38	NOVA	2:40.48
39 Borton, Dan	45	ROSE	2:40.95
40 Ockerman, Jeff	58	NASH	2:41.10
41 Houldsworth, Duncan A	37	MVN	2:42.22
42 Kolarov, Michael C	41	MVN	2:43.23
43 O'Dell, Richard S	36	MOVY	2:44.49
44 Seagraves, Bob A	57	RRM	2:44.64
45 Sikora, Rod	53	DAMM	2:44.96
46 Walikis, Robert J	47	T-26	2:44.96
47 Djang, Philipp A	59	MVN	2:45.00
48 Diehl, Robert N	48	NVM	2:45.75
49 Wilder, Hugh	66	SRM	2:46.00
50 Deloney, Wayne	53	MVN	2:46.15
51 Spann, John R	52	NCSM	2:46.22
52 Rines, David	36	MVN	2:46.30
53 Rysdon, Jon C	62	IM	2:46.50
54 Bright, David	60	NEM	2:47.05
55 Pombo, Diego	51	NOVA	2:47.20
56 Parker, Greg	44	ROSE	2:47.58
57 Courtney, Jack W	60	AGM	2:48.00
58 Perkins, Robert M	51	SWYM	2:48.00

59 Burns, Richard	70	TAM	2:48.00
60 Townsend, Scott	60	LVM	2:48.10
61 Hoskinson, Jeff	40	UCI	2:48.20
62 Mc Ginley, Patrick B	50	ROSE	2:49.12
63 Collins, Michael D	47	NOVA	2:49.25
64 Hendrick, Marty	55	SFTL	2:49.88
65 Selna, Mike	65	NOVA	2:49.90
66 Osborne, Jonathan	19	MVN	2:50.00
67 Morales, Tito	54	UCLA	2:50.00
68 Cutting, Steve	56	TVM	2:50.16
69 Ireland, Bill	54	SCAQ	2:50.18
70 Treiman, Gerald S	53	UTAH	2:50.98
71 Morris, Stephen L	62	PCAT	2:52.56
72 Liebowitz, Daniel A	29	SCMC	2:52.68
73 Abounassar, Michael	38	ROSE	2:53.05
74 Durieux, Chad A	34	ROSE	2:53.27
75 Nalli, Lyle A	53	PSM	2:54.00
76 Cheung, Alex H	33	NOVA	2:55.10
77 English, Mike	42	IM	2:55.50
78 Hathaway, David	53	OREG	2:55.83
79 Benner, Tord E	54	NOVA	2:58.00
80 Weissman, Kevin C	51	MVN	2:58.69
81 Hitch, Walter D	61	ROSE	3:00.00
82 Todd, Richard T	71	TCAM	3:00.00
83 Hamza, Alex	54	LVTC	3:01.04
84 Foreaker, Don	61	SRM	3:02.38
85 Schwartz, Marvin B	65	ARKM	3:02.68
86 McColly, Michael	68	PSM	3:03.00
87 Willis, Gregory B	65	LAPS	3:03.49
88 Tucker, Robert J	39	CTSM	3:05.01
89 Enguidanos, Robert C	51	UNAT	3:05.74
90 Warner, Frank	64	PSM	3:06.09
91 Reed, Ed	70	CTMS	3:06.18
92 Peterson, Marlow D	53	MVN	3:09.99
93 Crane, John K	62	TVM	3:12.00
94 Koenig, Mike	62	UNAT	3:12.57
95 Walker, Larry	70	SLAM	3:15.36
96 Arneson, Gaard	65	MICH	3:15.50
97 Martinez, Jorge E	66	SDSM	3:22.27
98 Figueiredo, Paulo	67	WH2O	3:23.19
99 Campbell, Chris	52	MVM	3:26.96
100 Langendoen, Gary	68	ROSE	3:38.44
101 Busch, Joseph P	65	CAPO	3:40.00
102 Gallagher, Drury J	75	XCEL	3:40.00
103 Anderson, Robert L	58	PCCM	3:40.31
104 Fasbender, Barry A	76	STAN	3:44.55
105 Galletly, Sandy	71	VMST	3:44.67
106 Eldredge, William	73	WIND	3:45.00
107 Kovary, Steven A	72	LBG	3:50.00
108 Everett, Douglas D	49	ARIZ	3:50.77
109 Stewart, Jim M	72	MVN	3:57.04
110 Hubach, Eric	80	SDSM	3:58.04
111 Coles, Bill	78	SDSM	4:01.48
112 Bergstrom, Robert W	72	FMT	4:03.77
113 Hamilton, Raymond H	70	AKMS	4:06.37
114 McConnell, Stan	82	UNAT	4:10.25
115 Diehl, David J	72	YWMA	4:18.94
116 Lamb, Willard J	91	OREG	4:30.00
117 Rolph, Robert W	82	MVN	4:35.00
118 Graef, Rudolf	82	MVN	4:44.64
119 Soroka, Donald	81	RHMS	4:49.93

120 Tanner, Frank	82	SDSM	4:59.00
121 Takai, Erik	71	UNAT	5:03.24
122 Kimball, Ken	83	SDSM	5:11.90

#16 Women 200 LC Meter Backstroke

Name	Age	Club	Seed Time
1 Harrigan, Kelly M	29	MMAC	2:26.76
2 Inada, Noriko	35	PHX	2:27.33
3 Howanitz, Jace C	23	RMST	2:30.00
4 O'Donnell-McCarthy, Fiona	26	TOC	2:30.32
5 Smith, Jody L	44	OREG	2:30.92
6 Watanabe, Naoko	31	TOC	2:34.03
7 Grover, Mollie K	32	TERR	2:34.54
8 Stone, Stephanie	46	PCAT	2:35.39
9 Van Erden, Jayme K	28	RMST	2:37.11
10 Nelson, Shauna J	25	MMAC	2:37.31
11 Ferritto, Elaine M	28	SCAQ	2:38.99
12 Taylor, Vicki	28	TVM	2:39.27
13 Gellatly, Jill E	46	COOG	2:39.73
14 Thompson, Hilliary G	38	SDSM	2:42.42
15 Panzram, Addy L	36	CARS	2:42.50
16 Moore, Katie M	25	MVN	2:42.52
17 Dean, Bronwen G	36	IAMA	2:43.62
18 Saribalas, Amy M	41	NAM	2:44.30
19 Togias, Anna	28	NOVA	2:46.00
20 Hilger, Lisa N	54	ROSE	2:46.49
21 Ettelson, Claudia	52	SDSM	2:48.91
22 Perrotet, Jennifer K	33	NCMS	2:49.08
23 Paul, Lara	45	SDSM	2:49.13
24 Bailey, Monica M	52	ARIZ	2:49.58
25 Wetzler, Amanda S	27	ROSE	2:50.00
26 Brown, Dannelly W	28	SDSM	2:50.00
27 Duggan, Karen L	43	WCM	2:50.50
28 Spivey, Bonnie L	55	MVN	2:50.72
29 Najjar, Ellie S	52	CMS	2:50.77
30 Tatnall, Suzy C	54	CMS	2:50.94
31 Merlo, Ashley	32	NOVA	2:51.26
32 Houston, Colleen P	32	CMSC	2:51.81
33 Bunch, Brigid J	50	ARIZ	2:52.67
34 Andrus-Hughes, Karen	56	OREG	2:53.54
35 Andrews, Jewelz K	20	NOVA	2:55.00
36 Meyer, Marguerite	54	TOC	2:55.00
37 Stebbins, Erika M	43	UCLA	2:55.00
38 Amundson, Heidi M	29	SDSM	2:55.58
39 Sorenson, T	47	MVN	2:55.87
40 Neill, Kristina J	48	MVN	2:56.49
41 Maroudis, Kristina M	38	SDSM	2:56.75
42 Muller, Kelsey	31	MVN	2:56.99
43 Simmons, Cheryl A	46	ROSE	2:57.48
44 DeLozier, Anna	50	ARIZ	2:57.88
45 Ingraham, Susan R	54	MOST	2:58.12
46 Lloyd, Kimberly K	41	NEM	2:58.64
47 Barnhart, Lynn	52	DAMM	2:58.80
48 King, Rebecca L	33	SMS	2:59.84
49 Lassen, Megan M	43	SFTL	3:00.03
50 Friedlander, Rebecca L	47	CMS	3:00.23
51 Brightwell, Kim M	53	RMST	3:00.27
52 Sinclair, Jessica	44	TVM	3:03.00
53 Shipp, Rachel V	30	TOC	3:04.00
54 Russell, Jane E	50	DAM	3:04.24
55 Larson, Linda L	58	SFTL	3:04.29

2013 Marriott USMS Summer Nationals
Marguerite Aquatic Center
Psych Sheet - Friday, August 9, 2013

#16 ... (Women 200 LC Meter Backstroke)

56	Campbell, Trin A	49 FAST	3:05.00	115	Fieno, Gail M	70 LVM	5:50.00
57	Esau, Nicole R	30 CMSC	3:05.50	116	Winkler, Renate M	75 SDSM	5:50.00
58	Bobbin, Maggie	25 ROSE	3:06.45	117	Wheatley, Diane	80 MOST	5:50.06
59	Goldsmith, Dara	47 LVM	3:07.37	118	Bolanos-Moore, Barbara A	80 UTAH	5:56.27
60	Baun, Marci	45 SCAQ	3:08.50	119	Harden, Gaile	74 ARIZ	7:04.17
61	Peters Johnson, Anne T	48 WIND	3:09.69				
62	Jaunzeme, Andra	60 WH2O	3:10.00				
63	Messerly, M. Heather	45 NOON	3:10.20				
64	Theiders, Wendy A	46 MVN	3:10.30				
65	Uustal, Diann B	67 GAJA	3:10.32				
66	Konopka, Beata M	44 CVMM	3:11.13				
67	Kahn, Mary J	54 DAM	3:12.00				
68	Lepinski, Cokie	54 NUTS	3:14.03				
69	Feld, Karen A	46 FONT	3:14.90				
70	Hooe, Donna L	51 GAJA	3:15.72				
71	Osborne, Sarah	51 UNAT	3:16.50				
72	Schick, Lori A	50 SFTL	3:16.82				
73	Lumbert Gentry, Kerri	56 UNAT	3:18.88				
74	Chow, Jackie I	35 DAM	3:18.99				
75	Ward, Joy	71 OREG	3:19.46				
76	Goode, Abigail C	26 SDSM	3:20.06				
77	James, Katy	58 ARIZ	3:22.22				
78	Kohn, Catherine K	60 SLAM	3:22.86				
79	Quinn, Phyllis E	58 TOC	3:23.08				
80	Lyman, Carolyn B	63 UTAH	3:23.88				
81	Miller, Celeste	63 SNM	3:25.00				
82	Shonkwiler, Gwen S	56 SNM	3:25.00				
83	Schmidt, Jonelle	62 ARIZ	3:30.00				
84	Braaten, Kitten	58 VMST	3:33.46				
85	Span, Eileen T	48 MVN	3:33.95				
86	Hasty, Mary Lynne	36 SDSM	3:35.59				
87	Apple, Mali A	50 SRM	3:40.00				
88	Ventura, Rosa V	66 SFTL	3:44.93				
89	Dougherty, Mindy M	61 MVN	3:45.00				
90	Thornton, Kim S	61 NOVA	3:45.59				
91	Montrella, Beverly J	67 MVN	3:48.11				
92	Casey, Kathrine J	65 PSM	3:48.58				
93	Volz, Kristin R	40 SFTL	3:49.10				
94	Rapp, Julie S	26 LVM	3:50.00				
95	McConkle, Cori	59 NOVA	3:50.00				
96	Stengel, Alta F	63 SDSM	3:54.01				
97	Barrera, Tami J	41 MVN	3:58.67				
98	Watson, Lisa L	59 GAJA	3:59.85				
99	Westergaard, Leslie M	70 DAM	4:03.23				
100	Callaway, Linda	60 MOST	4:07.47				
101	Ackley, Ella B	71 MM	4:07.51				
102	Myer, Cynthia J	60 IMSC	4:14.07				
103	Hlavacek, Ida M	71 VMST	4:15.59				
104	Baldwin, Tricia A	23 SKY	4:17.67				
105	Cook, Sally A	52 ROSE	4:19.51				
106	Getzendaner, Janet J	73 PSM	4:20.00				
107	Goodman, Lois	66 OJAI	4:36.34				
108	Arnold, Patricia F	74 SMS	4:36.45				
109	Ramey, Marilyn A	73 SDSM	4:42.66				
110	Yoder, Margie E	61 CMS	4:45.00				
111	Varty, Eulah M	79 COWI	5:02.28				
112	Cervantes, Linda J	62 SDSM	5:18.29				
113	Barry, Marty	81 RHMS	5:44.42				
114	Kornfeld, Maurine E	92 MVN	5:45.22				



FirstChoiceFloors.com

Located in Laguna Niguel & Mission Viejo, we are a full service floor covering Store and can take care of all your floor covering needs: carpet, hardwood, laminate, tile, natural stones, granite counter top as well as kitchen and bathroom remodel, all under the same roof.

Our number one priority is customer satisfaction and we are committed to providing you with the best value and service.

Our motto is “give us 1% of your confidence and we will earn the other 99%”.

Over 80% of our business comes from repeat customers, referrals and the word of mouth. Our Integrity, honesty and professionalism has set us apart from our competitors and we have grown to become one of the most respected and reputable dealers in South Orange county. We look forward to seeing you in our show rooms so we can share with you our twenty years of experience, knowledge and expertise and show you why we deserve to earn your business.

PRODUCTS

- Commercial and Residential Carpet
- Hardwood Flooring Distressed & Smooth
- Laminate Flooring
- Natural Stone
- Porcelain and Ceramic Tile
- Decorative Tiles and Borders

SERVICES

- We do measurements at no obligation to you and bring samples to your home.
- Custom Kitchen Counter Top & Back Splash
- Kitchen Cabinet, and Flooring
- Complete Bathroom, Shower Remodeling
- We provide our own installation services with a group of professional installers for different flooring
- We fabricate your stone in our shop and our professional crew will install and beautify your counter tops.

References available upon request.

Laguna Niguel Showroom
32341 Golden Lantern, # G
Laguna Niguel, CA 92677
Tel: (949) 487 - 1234
Fax: (949) 487 - 1215

Mission Viejo Showroom
23052 Alicia PKWY, # G
Mission Viejo, CA 92692
Tel: (949) 829 - 8800
Fax: (949) 829 - 8802

First Choice Flooring and Design is family owned and operated since 1992.

2013 Marriott USMS Summer Nationals
Marguerite Aquatic Center
Meet Program - Friday, August 9, 2013

#17 Men 50 LC Meter Butterfly

Lane	Name	Age	Club	Seed Time
Heat 1 of 31 Finals				
3	Grohe, William E	80	USF	1:03.34
4	Tanner, Frank	82	SDSM	59.00
5	Mitchell, Tom	80	SDSM	1:00.11
6	Piemme, Frank	88	MVN	53.12
Heat 2 of 31 Finals				
2	Goode, Douglas J	74	ROSE	1:08.84
3	Hale, Art	71	MVN	41.86
4	Whitley, John K	70	WIND	39.50
5	Hall, Floyd S	72	MOVY	42.00
6	Goldstein, Mel E	75	INDY	44.00
7	Smethurst, Everett W	78	NOVA	48.78
Heat 3 of 31 Finals				
1	Bell, John L	71	UNAT	38.45
2	Richardson, Walter P	70	MOVY	37.77
3	Freshley, Mike R	72	SDSM	34.45
4	Burns, Richard	70	TAM	32.00
5	Lodwig, Keefe L	70	SYSM	32.56
6	Tadir, Yona	70	MVN	34.55
7	Shaw, James F	72	RINC	38.00
8	Novell, Ken	71	VMST	39.12
Heat 4 of 31 Finals				
1	Ohlin, Kevin	53	SDSM	41.00
2	Yuen, Matt	54	QSS	36.02
3	Vargas, Daniel	53	ARIZ	35.00
4	Stone, Wes B	51	SDSM	33.70
5	Graham, Errol	54	WH2O	35.60
6	Carlsen, Richard L	54	MVN	36.80
7	Batten, Hugh N	67	UNAT	37.00
8	Busch, Joseph P	65	CAPO	38.00
Heat 5 of 31 Finals				
1	Langendoen, Gary	68	ROSE	36.94
2	Figueiredo, Paulo	67	WH2O	36.00
3	Wright, Phil	66	NEM	35.96
4	Harrison, Lonny W	65	PTMS	35.40
5	Gemmill, Dave G	66	PHX	35.80
6	McQuiggan, Frank	65	NEM	36.00
7	Reichle, Bill	65	BERK	36.75
8	Campbell, John F	66	MVN	36.99
Heat 6 of 31 Finals				
1	Martinez, Jorge E	66	SDSM	34.58
2	McPherson, Andrew M	66	DAM	32.00
3	Wilder, Hugh	66	SRM	31.50
4	Childs, Lee	65	GOLD	30.54
5	Baird, Fred C	65	UTAH	31.38
6	DeLacy, James R	67	WCM	32.00
7	Meyerhoff, Rick	66	TAM	33.50
8	Ebel, Mark T	65	PCST	35.00
Heat 7 of 31 Finals				
1	Rosen, Robert A	63	CVMM	36.02
2	Kahn, Stuart L	60	DAM	34.97
3	Stevens, Craig W	60	1776	34.50
4	Hayes, Robert E	62	LBMS	34.00
5	Longworth, Mark J	62	MVN	34.11
6	Van Nort, Steven	62	LAPS	34.51
7	Derr, John M	64	VCM	35.00
8	Yeager, Clark S	64	UNAT	37.19

Heat 8 of 31 Finals

1	Lawrie, Bruce	62	MVN	33.40
2	Gruber, Glenn A	64	VCM	32.06
3	Holt, Tate	62	TAM	31.25
4	Martin, Doug	60	ARKM	28.76
5	Gooding, Jack	60	ARKM	30.72
6	Sterne, Erik A	61	ROSE	31.98
7	Buckley, Mark	60	UNAT	32.97
8	Tull, James C	60	TAM	33.50

Heat 9 of 31 Finals

1	Krongaard, Jeffrey S	59	ARIZ	40.00
2	Welco, Alan	59	UNAT	34.50
3	Sternberg, Scott D	55	ROSE	33.27
4	Wilson, Grant	56	NOVA	33.17
5	Haris, Lee D	59	TOC	33.18
6	Vandam, David K	58	TXLA	33.77
7	Adcock, Richard P	58	PSM	37.00
8	Harberts, Harry S	56	SDSM	42.00

Heat 10 of 31 Finals

1	Heyes, Greg W	59	LAPS	32.00
2	Heather, Michael R	59	MVN	31.92
3	Lindstedt, David P	57	LAPS	31.00
4	Phillips, John M	55	NCMS	30.50
5	Ockerman, Jeff	58	NASH	30.67
6	Taylor, Jeff S	57	MVN	31.20
7	Mc Bride, Duncan Q	59	LAPS	32.00
8	Djang, Philipp A	59	MVN	33.00

Heat 11 of 31 Finals

1	Heath, Robert H	56	MAM	30.00
2	Von Hoffmann, Gerard	57	NOVA	29.50
3	Graham, Donald	59	PSM	28.22
4	Carter, Paul V	56	TOC	28.00
5	Fields, John A	57	AWJ	28.17
6	Kone, Bruce C	55	RICE	28.49
7	Hildebrandt, David C	58	GAJA	29.56
8	O'Brien, Kerry L	56	WCM	30.37

Heat 12 of 31 Finals

1	Hayward, David S	53	NOVA	32.77
2	Masson, Martin	52	UNAT	32.54
3	Baird, Jeff A	54	PHX	31.67
4	Reilly, Jeff M	52	1776	31.50
5	Smelt, Chris	50	NOVA	31.51
6	Ireland, Bill	54	SCAQ	31.78
7	Acton, Michael S	54	SBM	32.77
8	Boyd, Brian A	54	MYST	32.78

Heat 13 of 31 Finals

1	Stanley, Bradford	53	SCA	31.00
2	Podmajersky, Tom E	50	UCI	30.88
3	Levy, Aaron	54	WH2O	30.00
4	Deloney, Wayne	53	MVN	29.50
5	Nootbaar, Tom T	50	WCM	29.97
6	Washburne, Brent C	52	OREG	30.59
7	Sutton, Andrew D	51	NOVA	31.00
8	Dowell, Robert K	51	UNAT	31.05

Heat 14 of 31 Finals

1	Thompson, Garrett J	51	LVM	29.04
2	Golden, Larry	53	ARKM	28.80
3	Smith, Paul L	54	MMAC	28.50
4	Rasmussen, Anders M	50	TXLA	27.34
5	Beattie, John R	52	BLU	27.62
6	Keating, Kevin	50	SRM	28.80
7	Kelca, Brian E	53	LAPS	28.90
8	Wasko, Frank A	53	NOVA	29.29

Heat 15 of 31 Finals

3	Bogdan, Sander B	35	TVM	32.00
4	Arrasmith, Frank	36	SDSM	35.42
5	Young, Chad R	49	WH2O	34.00
6	Charpentier, Christophe	45	ASNL	34.50

Heat 16 of 31 Finals

1	O'Shea, Kerry	46	CVMM	32.82
2	Young, Greg	46	IM	31.59
3	Schaal, Maor	45	SKY	31.58
4	Bolduc, John A	48	SDSM	31.50
5	Karren, John	46	UTAH	31.56
6	Thompson, Anthony G	49	MOVY	31.59
7	Hood, Jonathan	49	SDSM	32.42
8	Enright, Jerome F	48	ELG	33.17

Heat 17 of 31 Finals

1	Lanterman, Scott J	48	MVM	31.50
2	Cemenenkoff, Sergei	49	UNAT	31.00
3	Fischer, Andy	46	SFTL	30.50
4	Boshoff, Nick	45	CVMM	30.37
5	Malone, Kenneth G	49	UNAT	30.43
6	McMurray, Michael G	49	CSLA	30.86
7	Breitenbach, Ross C	45	ROSE	31.05
8	Muth, Daniel F	47	SCAQ	31.50

Heat 18 of 31 Finals

1	Boosin, Michael J	47	SCAQ	29.91
2	Power, Michael L	45	SBM	28.75
3	Heber, Scott	47	DAMM	27.51
4	Tull, Greg	45	TAM	26.41
5	Sorensen, Michael J	45	AKMS	27.00
6	Brundage, Patrick W	46	MMAC	28.39
7	Chaput, Sebastien SC	46	ASNL	29.79
8	Hohn, Chris	45	SBSM	30.15

Heat 19 of 31 Finals

1	Moe, Cat	41	PSP	33.77
2	Moreno, David	44	UNAT	32.52
3	Rippetoe, Kenneth R	44	SCAQ	31.62
4	Webster, Dale W	44	SDSM	31.29
5	Tse, Ken	43	MVN	31.60
6	Courtney, Chris	41	ARIZ	32.19
7	Williams, Ryan D	40	SFTL	33.20
8	Johansson, Kenneth R	44	WH2O	45.00

Heat 20 of 31 Finals

1	Davies, Greg	40	SDSM	31.26
2	Castleton, Tom	42	ROSE	30.90
3	Barrera, Paul J	43	MVN	30.55
4	Kent, Aric E	43	MYST	30.13
5	Mitchell, Jeffrey A	44	MVN	30.28
6	Adamavich, Doug P	44	MMAC	30.75
7	McClung, Paton M	44	WIND	30.96
8	Hanel, David M	42	TMPO	31.27

2013 Marriott USMS Summer Nationals
Marguerite Aquatic Center
Meet Program - Friday, August 9, 2013

Heat 21 (#17 Men 50 LC Meter Butterfly)		
1	Bernsten, Mike	44 MAAC 29.94
2	Jarocki, Bradley C	42 MVN 29.79
3	Jelen, Doug	40 PSM 28.95
4	Karren, Kelly S	40 UTAH 28.39
5	Sumner, David M	43 MVN 28.50
6	Newbegin, Brian	44 SCAQ 29.71
7	Rea, Thai V	42 MVN 29.90
8	Sheldon, Paul	43 CMS 30.12
Heat 22 of 31 Finals		
1	West, Steve	41 NOVA 28.00
2	Dreizler, Todd M	43 PHX 27.70
3	Hibbard, Brad A	44 MVN 26.89
4	Jacobson, Brian L	40 MINN 25.93
5	Delgado, Felipe	40 NOVA 26.00
6	Mendez-Ramirez, Libardo A	40 SDSM 27.63
7	Doane, Michael P	43 TERR 27.71
8	Strauss, Noel M	41 ARKM 28.10
Heat 23 of 31 Finals		
1	Gallagher, Douglas J	37 XCEL 30.58
2	Stalker, Nathan S	39 SOBA 29.40
3	Counts, Chris	37 LVM 28.07
4	Delgado, Roberto E	38 NOVA 27.94
5	Polizos, George	38 MVN 28.00
6	Glass, Mark W	39 WMST 28.72
7	Iglesias, Rodrigo J	38 WIND 30.50
8	Fusedale, Nick J	38 ROSE 31.21
Heat 24 of 31 Finals		
1	Christoffel, Ben J	37 INDY 27.68
2	Fletcher, Slater	37 NOVA 27.50
3	Greenwood, Scott C	36 TOC 26.60
4	Counts, Glenn M	36 LVM 25.18
5	Moore, William	37 NCSM 26.50
6	Eisenhuth, Matthew S	39 CMS 26.90
7	O'Sullivan, Chris	38 CMS 27.50
8	Valle, Marc A	39 ARIZ 27.89
Heat 25 of 31 Finals		
1	Jackson, Joseph D	28 MAAC 34.00
2	Liebowitz, Daniel A	29 SCMC 33.40
3	Roth, Christopher M	28 SSBM 30.50
4	DeNezzo, Nicholas A	25 UNAT 34.00
5	Petkov, Krasi P	32 NOVA 33.00
6	Wolkowitz, Mi A	32 SCAQ 30.86
7	Warren, Courtney D	34 ARIZ 31.97
Heat 26 of 31 Finals		
1	Libit, Bryan A	34 WH2O 30.71
2	Strahota, Jeffrey R	33 TERR 30.03
3	Williamson, Colin A	34 SDSM 29.99
4	Vogelgesang, Keith C	31 ROSE 29.18
5	Goler, Jonathan A	33 NOVA 29.40
6	Leishman, Brian	32 MVN 30.00
7	Dailey, Erik W	33 ROSE 30.59
8	Salles-Cunha, Lucas	33 QSS 30.76

Heat 27 of 31 Finals		
1	Murphey, Ray W	34 TVM 28.45
2	Maczka, Evan C	30 UNAT 28.00
3	Proffitt, Jordon D	32 SKY 26.67
4	Schoeman, Roland M	33 PHX 24.33
5	Dmytrow, Robert C	32 NOVA 26.26
6	Meacham, Garth D	31 LVM 27.90
7	Holsman, Trent T	33 TOC 28.22
8	Sabala, Michael C	33 CTRI 29.00
Heat 28 of 31 Finals		
1	Chereukhin, Vyacheslav	26 NEM 29.00
2	Murphy, Patrick J	28 WH2O 29.00
3	Arndt, Matthew E	29 NOVA 28.62
4	Talbott, Christopher J	27 TOC 28.00
5	Giometti, Danny P	27 UCI 28.27
6	Malasky, Martin E	25 TOC 28.89
7	Ganiyev, Doston	26 CMS 29.00
8	Borgese, Joseph	29 UNAT 29.97
Heat 29 of 31 Finals		
1	Shaheen, Luke	25 SYSM 27.50
2	Gans, Egan	27 TOC 27.00
3	Nemick, Gregory W	25 CMS 26.58
4	Taylor, Jonathan B	25 TOC 25.50
5	Chapman, Chris J	26 PSM 25.83
6	Ragland, John C	26 OKMS 26.75
7	Simpkins, Patrick K	26 SCA 27.17
8	Viccaro, Adam	29 SDSM 28.00
Heat 30 of 31 Finals		
1	Cridland, Tanner K	20 MVN 31.16
2	Pielago, Joe K	23 USF 30.51
3	Schnaars, George	18 MVN 30.00
4	Donnelly, Kevin J	22 NOVA 29.50
5	Anguetta, Nicholas A	23 SCMC 29.78
6	Osborne, Jonathan	19 MVN 30.00
7	Riahi, Sina	19 MVN 30.88
8	Kespradit, Brian C	21 MVN 31.16
Heat 31 of 31 Finals		
1	Sakamoto, Takumi	24 PHX 29.33
2	Weisbecker, Brian T	19 MVN 28.00
3	O'Donnell-McCarthy, Ian P	22 TOC 27.50
4	Melnikov, Vitalii	23 PHX 25.33
5	Schlesinger, Marcus J	22 PHX 25.33
6	Garcia, Wilfred R	23 MVM 28.00
7	Ballon, Zachary J	19 TOC 28.90
8	Federer, Wade M	24 CVMM 29.50

#18 Women 50 LC Meter Butterfly				
Lane	Name	Age	Club	Seed Time
Heat 1 of 24 Finals				
1	Rittenhouse, Susan B	76	SDSM	1:14.00
2	Little, Jeanne	76	MVN	48.32
3	Sachs, Janet G	76	CMS	1:05.60
4	Ramey, Marilyn A	73	SDSM	1:00.67
5	Ward, Joy	71	OREG	42.42
6	Shockro, Ellen K	71	UNAT	57.24
7	Caldwell, Dionne B	81	NOVA	1:03.22

Heat 2 of 24 Finals		
2	Levinrad, Jan L	66 WH2O 46.00
3	Welch, Sarah	66 PSM 39.76
4	Shaps, Ruth Y	66 MAM 36.50
5	Tyler, A Susan	65 SNM 38.06
6	Webb, Linda	68 SFTL 43.66
7	Schneider, Margo M	66 GAJA 49.12
Heat 3 of 24 Finals		
2	Weston, Susan E	62 SDSM 46.00
3	Meteyer, Beverly B	60 LVM 45.00
4	Flinn, Emma	64 NCMS 44.27
5	Stengel, Alta F	63 SDSM 44.53
6	Price, Allison	62 SDSM 45.81
7	Hirakawa, Diane M	64 SDSM 1:05.00
Heat 4 of 24 Finals		
1	Blatt, Cindy S	60 VCM 42.22
2	Williams, Dale B	61 SMS 38.82
3	Ciraulo, Christie	60 UCLA 34.53
4	Cole, Janie	60 DAMM 33.90
5	Davis, Charlotte M	63 PSM 34.00
6	Maccurdy, Krissy	61 PCAT 36.13
7	Altman, Christie	64 ARIZ 39.50
8	Fisher Campbell, Anne E	61 INDY 43.62
Heat 5 of 24 Finals		
3	Osborne, Yolanda	59 MVN 50.76
4	Shigaki, Carole	58 WH2O 49.00
5	Meyer, Kim	55 SCAQ 50.00
6	Clark, Eva M	58 WIND 1:10.00
Heat 6 of 24 Finals		
1	Bracken, Judy W	56 TVM 39.55
2	Terhorst, Hermine M	55 SRM 39.00
3	Smith, Robin M	58 NOVA 38.63
4	Siegel, Christine L	56 SDSM 37.30
5	Neal, Sue	58 NOVA 38.20
6	Ganze, Cathy	56 SDSM 38.93
7	Battin, Carolyn	59 LVM 39.00
8	Strauss, Judy	59 MELO 46.00
Heat 7 of 24 Finals		
1	Nisman, Ronda	59 MOST 37.01
2	Andrus-Hughes, Karen	56 OREG 35.12
3	Hibben, Veronica	57 UCLA 34.38
4	Granger, Traci S	55 LAPS 32.00
5	Cook, Jenny L	55 UCLA 33.93
6	O'Brien, Charlene A	57 WCM 35.00
7	Warmuth, Stacey	57 VCM 36.11
8	Hilpert, Bess	58 TXLA 37.08
Heat 8 of 24 Finals		
1	Brown, Laura G	51 ROSE 55.00
2	Burton, Kim L	51 MVN 42.84
3	Bathgate, Diane	52 MSCA 40.23
4	Murakowski, Courtenay E	51 ISWM 37.50
5	Coffee, Cassandra	52 NBA 37.64
6	Kalk, Karin M	50 MVN 40.59
7	Harmon, Joanna	52 LVM 51.92

2013 Marriott USMS Summer Nationals
Marguerite Aquatic Center
Meet Program - Friday, August 9, 2013

Heat 9 (#18 Women 50 LC Meter Butterfly)

1	Yanco, Colleen M	54 NOVA	36.35
2	Barnhart, Lynn	52 DAMM	35.90
3	Augerson, Lisa J	50 MVN	35.56
4	Stokes, Karin E	52 NEM	35.06
5	Groselle, Laura L	53 SYSM	35.25
6	Schoenneman, Lisa L	51 SCA	35.60
7	Ettelson, Claudia	52 SDSM	36.18
8	Tatnall, Suzy C	54 CMS	36.48

Heat 10 of 24 Finals

1	Hilger, Lisa N	54 ROSE	35.00
2	Ingraham, Susan R	54 MOST	33.81
3	Osborne, Katie	50 NOVA	32.30
4	Dahl, Lisa A	52 PSM	30.34
5	Edwards, Kris E	52 OREG	32.14
6	Jenkins, Valerie G	50 OREG	33.07
7	Cleaver, Becky	50 CVMM	33.90
8	Brightwell, Kim M	53 RMST	35.03

Heat 11 of 24 Finals

2	Jansen, Eva	47 PDSC	52.41
3	Gomez, Mika A	46 NOVA	39.64
4	Burch-Ascencio, Jennifer A	47 MVN	38.61
5	Williams-Dalgart, Margaret E	46 MVN	39.00
6	Boyle, Catherine M	47 LOM	40.06

Heat 12 of 24 Finals

1	Karlin, Olivia	49 WH2O	36.63
2	Hathaway, Janice L	49 GCY	35.87
3	Ditzler, Kristy	49 TXLA	35.11
4	Chessen, Christine	47 TOC	35.00
5	Sterzer, Robin S	49 WAMS	35.05
6	Nelson, Sheila	45 SRM	35.73
7	Lamph, Becky L	45 LVM	36.06
8	Nakayama-Simpson, Lisa M	49 SDSM	38.00

Heat 13 of 24 Finals

1	Paul, Lara	45 SDSM	33.90
2	Adams, Kari S	47 LVM	33.46
3	Welting, Laureen K	48 TOC	31.97
4	Willeboordse, Fall	47 BCTM	30.13
5	Godges, Arlette A	49 SCAQ	31.90
6	Sappey, Collette H	49 CMS	32.00
7	Rietz, Heather	45 META	33.50
8	Jacobson, Kendal R	47 TXLA	34.30

Heat 14 of 24 Finals

3	Khalil, Heidi G	42 ROSE	43.33
4	Saribalas, Amy M	41 NAM	37.50
5	Schaal, Shlomit	43 SKY	40.66
6	Barrera, Tami J	41 MVN	56.10

Heat 15 of 24 Finals

1	Hedges, Megan	41 NOVA	36.61
2	Carter, Kelly	44 MVN	36.52
3	Bachtiger, Jasmine	44 RHMS	36.40
4	Thompson, Amy W	42 TOC	35.70
5	Hernandez, Amy B	43 MVN	36.35
6	Greene, Dana M	44 NCMS	36.51
7	Parker, Alycia M	42 MYST	36.52
8	Collins, Amy S	42 NOVA	37.00

Heat 16 of 24 Finals

1	Tate, Julie H	41 UTAH	35.43
2	Condor-Fisher, Sarah P	41 OCC	34.63
3	Shinnick, Christy	44 CTSM	34.50
4	Smith, Jody L	44 OREG	33.44
5	Lugassy, Heather	43 TAM	33.50
6	Maki, Christine D	43 CTSM	34.55
7	Garcia, Pauline	41 RMST	34.88
8	Lauzon, Chantal H	40 NOVA	35.50

Heat 17 of 24 Finals

2	Royal, Abby L	37 ROSE	47.81
3	Atkinson, Karen E	38 NEM	42.28
4	Wilson, Sonia C	39 NOVA	39.77
5	Bickert, Monika	37 MVN	40.28
6	Anderson, Karla	38 PSP	45.00
7	Goode, Abigail C	26 SDSM	40.50

Heat 18 of 24 Finals

1	Chow, Jackie I	35 DAM	37.21
2	English, Adrianna	38 LVTC	33.80
3	Panzram, Addy L	36 CARS	32.70
4	Inada, Noriko	35 PHX	29.33
5	Drinnan, Siubhan	38 EMSC	30.93
6	Szekeress, Naomi O	35 SFTL	33.02
7	Keeler, Susan E	35 WCM	33.92
8	Pearson, Loren J	38 TVM	38.49

Heat 19 of 24 Finals

1	Skudlarski, Valerie M	33 MYST	39.93
2	Yepes, Monica	34 MVN	38.74
3	McCabe, Erin	34 SCAQ	38.00
4	Moyer, Catherine J	33 SDSM	37.29
5	Murtagh, Cari	33 SDSM	38.00
6	Lorenz, Larisa S	32 MVN	39.87
7	Brown, Dannelly W	28 SDSM	35.52
8	Rapp, Julie S	26 LVM	39.99

Heat 20 of 24 Finals

1	Perrottet, Jennifer K	33 NCMS	34.78
2	Shipp, Rachel V	30 TOC	33.00
3	Vorrasi, Catherine M	30 ARIZ	31.39
4	Urbatchka, Lindsey E	30 MMAC	28.67
5	Watanabe, Naoko	31 TOC	30.49
6	Lastfogel, Laura L	31 SFTL	32.57
7	Ryan, Aleah M	30 SON	33.98
8	Boor, Dayna	33 PCAT	36.42

Heat 21 of 24 Finals

1	Amundson, Heidi M	29 SDSM	34.37
2	Houston, Katy	26 TOC	34.00
3	Gutierrez, Sarah M	27 LOM	33.61
4	Paz, Stella A	29 SDSM	32.81
5	O'Donnell-McCarthy, Fiona	26 TOC	33.33
6	Martz, Courtney	25 NOVA	33.76
7	Wetzler, Amanda S	27 ROSE	34.32
8	Ho, Judy	28 ROSE	35.00

Heat 22 of 24 Finals

1	Sitarz, Rachel A	29 ISWM	31.01
2	Ferritto, Elaine M	28 SCAQ	30.99
3	Gill, Meg B	28 TOC	30.12
4	Dinkel, Paloma	25 PSM	29.40
5	Hernandez, Sarah M	29 DAM	29.80
6	Novotny, Deidre D	25 SFTL	30.77
7	Ballenger, Marie A	27 USF	31.00
8	Togias, Anna	28 NOVA	31.90

Heat 23 of 24 Finals

1	Ciraulo, Diana	20 UCLA	40.00
2	Davis, Alicia A	24 ARIZ	35.78
3	Hunter, Danielle M	24 MVN	34.00
4	Daniels, Christina L	24 NOVA	33.78
5	Danny, Jordan S	22 SCMC	34.00
6	Tate, Haylee A	19 UTAH	34.89
7	Chisholm, Hailey M	21 SCAQ	37.00
8	Span, Mary E	22 MVN	48.98

Heat 24 of 24 Finals

1	Colesen, Kierstin H	22 UCI	32.95
2	Lecaroz, Melanie C	23 UNAT	32.18
3	Hengels, Hallie M	19 SCAQ	30.50
4	Soule, Lise	23 UNAT	28.23
5	Elkins, Molly A	19 MMAC	30.13
6	Murray, Elizabeth Murray P	21 SCAQ	31.00
7	Shockey, Kayla	19 UNAT	32.61
8	Beal, Kristy	24 SCAQ	33.32

**2013 Marriott USMS Summer Nationals
Marguerite Aquatic Center
Psych Sheet - Friday, August 9, 2013**

#22 ... (Women 800 LC Meter Freestyle)

14	Lapinskas, Christina	28 SCAQ	10:30.00	73	Murakowski, Courtenay E	51 ISWM	12:25.00
15	Walker, Sarah E	29 CMS	10:31.42	74	Morse, Elisa	31 ROSE	12:25.42
16	Warmuth, Stacey	57 VCM	10:37.00	75	Wymelenberg, Lynn A	58 RMST	12:25.67
17	Nelson, Judy A	53 CMS	10:38.17	76	Boor, Dayna	33 PCAT	12:27.85
18	Matena, Jana	51 MELO	10:42.67	77	Montgomery, Victoria J	53 CASC	12:30.00
19	Meyer, Marguerite	54 TOC	10:45.00	78	Kirker, Amanda G	34 NOVA	12:30.00
20	Lassen, Megan M	43 SFTL	10:46.55	79	Ashworth, Michelle P	50 LVM	12:30.44
21	Spivey, Bonnie L	55 MVN	10:47.66	80	Seubert, Erica L	32 ROSE	12:31.05
22	Young, Charley	26 UCLA	10:48.20	81	Hooe, Donna L	51 GAJA	12:31.74
23	Qualls-Kalafut, Mary E	48 GAJA	10:49.00	82	Quinn, Phyllis E	58 TOC	12:33.49
24	Carlson, Jennifer M	34 RMST	10:51.72	83	Stutz, Kathleen J	31 SYSM	12:36.22
25	Adams, Kari S	47 LVM	10:53.74	84	Tiernan, Joy	34 SCAQ	12:38.08
26	Friedlander, Rebecca L	47 CMS	10:53.80	85	Sitzmann, Amy K	33 TVM	12:38.59
27	DeLozier, Anna	50 ARIZ	10:54.21	86	Bounds, Brandy S	32 NOVA	12:39.40
28	Good, Tricia	42 CMS	10:55.00	87	Lorenz, Larisa S	32 MVN	12:39.47
29	English, Adrianna	38 LVTC	10:57.00	88	Cough, Heidi M	32 NOVA	12:39.48
30	Brown, Denise H	54 MICH	10:59.72	89	Watts, Sue N	59 1776	12:43.72
31	Stolte, Heather J	41 NOVA	11:00.00	90	Braaten, Kitten	58 VMST	12:48.24
32	Ditzler, Kristy	49 TXLA	11:05.16	91	Menard, Joanne	65 MMAC	12:54.41
33	Lamph, Becky L	45 LVM	11:05.50	92	Dolan LaMar, Diana	56 SDSM	12:55.00
34	Muller, Kelsey	31 MVN	11:05.99	93	Wylie, Lori L	60 CMSC	13:00.00
35	Ciraulo, Christie	60 UCLA	11:10.00	94	Hayden, Carol	63 MVN	13:00.00
36	Keenan-Boline, Jill E	44 ROSE	11:10.12	95	Mitchell, Alison A	59 MVN	13:10.31
37	Grilli, Tracy L	56 NEM	11:11.59	96	Montrella, Beverly J	67 MVN	13:13.36
38	Richardson, Debbie D	51 LAPS	11:15.82	97	Strauss, Judy	59 MELO	13:15.89
39	Bobbin, Maggie	25 ROSE	11:16.14	98	Lyman, Carolyn B	63 UTAH	13:18.15
40	Ingraham, Susan R	54 MOST	11:16.72	99	Bracken, Judy W	56 TVM	13:19.92
41	Merlo, Ashley	32 NOVA	11:20.00	100	Petrini, Linda H	61 CARS	13:20.00
42	Williams, Susan R	44 CMS	11:24.24	101	Shiely, Robyn	57 FMMS	13:20.00
43	Helgesen, Kelsey L	23 ROSE	11:25.59	102	Uthus, Gwen	59 MVN	13:20.02
44	Hagadorn, Heather	48 CMS	11:27.05	103	Ventura, Rosa V	66 SFTL	13:29.28
45	May, Julie	46 SKY	11:29.20	104	Bloomfield, Sue A	61 WMST	13:39.30
46	Thayer, Marieke	52 SDSM	11:29.25	105	Baker, Gini	63 SDSM	13:46.90
47	Mc Leod- Crady, Jennifer	38 MVN	11:30.22	106	Williams, Anne H	75 SDSM	14:28.33
48	Catallo-Madruga, Marci H	34 CMS	11:33.86	107	Gillies, Judy L	65 ARIZ	14:33.67
49	Cybulskis, Astrid A	39 NOVA	11:34.36	108	Christensen, Mary L	68 SDSM	14:44.64
50	Phillips, Sue	49 OREG	11:39.61	109	Durrant, Betsy	72 VMST	15:03.73
51	Maroudis, Kristina M	38 SDSM	11:44.27	110	Munn, Susan L	75 DAM	15:12.24
52	Sorenson, T	47 MVN	11:44.89	111	Shockro, Ellen K	71 UNAT	15:37.41
53	Lawrie, Marianne	53 MVN	11:45.00	112	Leilich, Joann	74 WMST	16:00.00
54	Ogier, Danielle	61 GOLD	11:50.46	113	Goodman, Lois	66 OJAI	16:06.11
55	Richell, Kelly A	48 MVN	11:52.84	114	Hlavacek, Ida M	71 VMST	16:23.63
56	Chesley, Jana P	41 ROSE	11:54.43	115	Westergaard, Leslie M	70 DAM	16:30.00
57	Leithiser, Mary Ellen	53 LAPS	11:55.00	116	Caldwell, Dionne B	81 NOVA	17:09.28
58	Herf, Lindsay	34 PHX	11:55.00	117	Ramey, Marilyn A	73 SDSM	17:19.69
59	Wegner, Karin M	41 LVM	11:55.48	118	Whiter, Peggy S	70 OREG	17:20.10
60	Nygren, Mary Ann	46 TVM	11:58.20	119	Varty, Eulah M	79 COWI	19:37.39
61	Battin, Carolyn	59 LVM	11:59.00	120	Kornfeld, Maurine E	92 MVN	20:56.83
62	Sorensen, Susan	44 SNM	11:59.69	121	Simonton, Rita	95 MVN	24:00.00
63	King, Rebecca L	33 SMS	12:00.00	122	Bolanos-Moore, Barbara A	80 UTAH	25:10.02
64	Baun, Marci	45 SCAQ	12:00.15				
65	Barry, Robin B	46 LVM	12:00.67				
66	Theaders, Wendy A	46 MVN	12:00.70				
67	Maclean, Tanya	37 NOVA	12:03.21				
68	Moyer, Catherine J	33 SDSM	12:08.27				
69	Saul-Zachau, Joanne	55 LVM	12:09.85				
70	Moore, Elizabeth	38 INDY	12:15.43				
71	Brown, Dannelly W	28 SDSM	12:19.00				
72	Stokols, Niki F	56 CVMM	12:22.00				

MEET THE MASTERS.

THEY KNOW WHAT THEY'RE DOING AND THEY HAVE OVER 500 MASTERS RECORDS TO PROVE IT.



Richard Abrahams (65-69) - Over 123 Records

“Since taking P2Life products I have noticed that my work/training capacity has increased enormously. I can do more workouts and more intense workouts. I almost don't need a rest day anymore I've been recovering so well. Feeling AWESOME, and not just in the water.”

Laura Val (60-64) - Over 275 Records

“While I think my diet meets the nutritional needs of the average adult female, being a masters athlete adds additional requirements. I workout aggressively and go straight to my job. I believe the body needs to be refueled with protein shortly after working out. The NutriBoost shake is the perfect solution. I drink it right after workout and a couple times during the day and it tastes amazing!



Tim Shead (60-64) - Over 68 Records

In 2012 I broke 12 World Records, including a lifetime best. I have been taking P2Life's NutriBoost for 30 years, and EnduroBoost Adaptogens, Sport Multi-Vitamins and Joint Formula for over 15 years. With them I know I am giving my body everything it needs to stay healthy and perform at the highest levels.

David Guthrie (50-54) - Over 25 Records

“When my NutriBoost arrived I started drinking it immediately. I love the taste; it's the best tasting protein drink I've ever had. I've been sleeping soundly and waking up feeling rested and refreshed ever since. I felt it working right away and since I added P2Life to my diet have had two of my best training days of my career.”



Come join us on the deck, have a taste of our NutriBoost at our booth and find out what the fuss is all about.

P2LIFE™

PERFORMANCE NUTRITION

Day 4 – Saturday, August 10

Warm-up

6:30 a.m.–7:50 a.m.

Check-in Deadline for Day 4

The following are positive check-in events. Check-in may be done in person at the registration area or online at usms.org.

Sat., August 10	400 IM 200 breaststroke	7:00 a.m.
-----------------	----------------------------	-----------

PLEASE NOTE:

If you do not check in by the deadline, you will not be seeded; there are no exceptions.

Meet Start Time

8:00 a.m.

Men	Event	Women
23	400 IM	24
30 minute warm-up in competition pool		
25	100 butterfly	26
27	50 freestyle	28
29	200 breaststroke	30
31	200 freestyle relay	32
33	200 mixed medley relay	

2013 Marriott USMS Summer Nationals
Marguerite Aquatic Center
Psych Sheet - Saturday, August 10, 2013

#23 Men 400 LC Meter IM

Name	Age Club	Seed Time
1 Weisbecker, Brian T	19 MVN	4:43.53
2 Proffitt, Jordon D	32 SKY	4:45.69
3 Greenwood, Scott C	36 TOC	4:50.00
4 Sway, David A	40 USF	4:54.77
5 Acosta, Joel A	25 SFTL	4:55.13
6 Dorr, John W	30 TOC	4:55.42
7 Baker, Dennis G	52 OREG	4:57.22
8 Ryan, Keith	29 SON	4:57.55
9 Brundage, Patrick W	46 MMAC	4:58.10
10 Phelan, Darren D	50 STAN	4:58.98
11 Yntema, Douwe	24 TOC	5:00.00
12 Doherty, Kevin J	40 CMS	5:00.41
13 Magee, Mark A	45 LVM	5:00.81
14 Gaines, Billy	32 LVM	5:05.00
15 Alders, Alec	24 ROSE	5:05.09
16 Mendez-Ramirez, Libardo A	40 SDSM	5:06.00
17 Rasmussen, Anders M	50 TXLA	5:07.51
18 Wadley, Wadley	34 WH2O	5:09.06
19 Cox, Ryan E	40 MVN	5:09.70
20 Jezek, Jacob J	19 LVM	5:10.00
21 Benoit, Matthew	26 TOC	5:10.00
22 Colella, Rick	62 PSM	5:11.73
23 Olver, Brian J	36 WH2O	5:12.25
24 Sauer, Jim	56 TXLA	5:12.72
25 Schmidt, Matthew B	35 WH2O	5:15.00
26 Swick, John T	30 ARIZ	5:16.43
27 Shaffer, Mike G	48 VCM	5:17.50
28 McWhorter, Michael C	40 TOC	5:18.00
29 Hoskinson, Jeff	40 UCI	5:23.58
30 Schuster, Brian	24 SSBM	5:25.00
31 Crosby, Michael E	34 WH2O	5:25.49
32 Girard, Alex J	31 CMS	5:27.63
33 Melanson, Edward L	51 CMS	5:28.09
34 Hoffmeister, Stefan	35 NOVA	5:29.70
35 Stori, Mark D	48 CHGO	5:30.00
36 Blatnik, Jeffrey	34 NOVA	5:35.00
37 Juiris, Peter	39 UNAT	5:35.44
38 Jackson, Scott J	38 NOVA	5:36.63
39 Callahan, Jim	56 UNAT	5:37.77
40 Walther, Gregory	29 WH2O	5:40.36
41 Morales, John R	55 SRM	5:40.44
42 Carlsen, Glenn	56 CMSC	5:41.45
43 Lehmann, Karl M	28 SMS	5:42.00
44 Weissert, Toby	55 NOVA	5:42.81
45 Roper, Matthew D	32 DAM	5:44.80
46 Seibt, Andreas K	55 IM	5:45.00
47 Edge, Jonathan A	47 SCMC	5:45.00
48 Tujo, Christian F	42 OREG	5:45.50
49 Borton, Dan	45 ROSE	5:47.75
50 Koehler, Doug J	47 CVMM	5:48.02
51 Vandam, David K	58 TXLA	5:49.77
52 Thomas, Bruce W	56 SCAQ	5:50.00
53 Merlo, Mark W	35 NOVA	5:50.28
54 Rines, David	36 MVN	5:52.20
55 Levy, Grant A	51 SCAQ	5:52.30
56 Seagraves, Bob A	57 RRM	5:53.31
57 Stietzel, Kent J	44 MELO	5:55.37
58 Matysek, Jim	54 SYSM	5:55.48

59 Shim, Pete	41 NOVA	5:55.68
60 Mc Bride, Patrick F	44 USF	5:56.43
61 Thompson, Anthony G	49 MOVY	5:58.36
62 Harper, Buzz L	54 LAPS	6:00.00
63 Smelt, Chris	50 NOVA	6:00.00
64 Pardo, Robert R	40 SFTL	6:00.12
65 Bright, David	60 NEM	6:03.18
66 Ireland, Bill	54 SCAQ	6:04.14
67 Clemmons, Jim	63 MAM	6:04.50
68 Lanterman, Scott J	48 MVM	6:05.00
69 Jackson, Joseph D	28 MAAC	6:05.36
70 Hendrick, Marty	55 SFTL	6:08.88
71 Sandvig, Justin K	36 MVN	6:09.82
72 Leishman, Brian	32 MVN	6:10.00
73 Vargo, Chris	49 PSP	6:10.57
74 Keim, John	38 ROSE	6:12.89
75 Merz, Peter	51 SDSM	6:13.50
76 Couch, Bob E	66 SYSM	6:13.66
77 Washburne, Brent C	52 OREG	6:18.93
78 Van Nort, Steven	62 LAPS	6:19.51
79 Ozun, Sabri	50 LVM	6:24.00
80 Neiswonger, Richard J	54 MVN	6:24.00
81 Soderstrom, Tom J	55 ROSE	6:27.76
82 Pash, Gregory C	66 MICH	6:29.57
83 Bovard, Ralph S	61 MINN	6:30.10
84 Morris, Stephen L	62 PCAT	6:30.43
85 Sundius, David	55 SOBA	6:38.00
86 Slater, Louis C	65 FGST	6:40.00
87 Campbell, Chris	52 MVM	6:40.00
88 McColly, Michael	68 PSM	6:40.00
89 Rysdon, Jon C	62 IM	6:45.00
90 Reed, Ed	70 CTMS	6:46.80
91 Clavijo, Luis F	28 WH2O	6:50.00
92 Nootbaar, Tom T	50 WCM	6:59.00
93 Ricks, Jeffrey	41 SDSM	7:02.00
94 Schmitt, Eric J	63 NOVA	7:10.90
95 Nelson, Robert H	66 MESC	7:17.20
96 Willis, Gregory B	65 LAPS	7:20.22
97 Whitehead, Michael L	48 ROSE	7:30.00
98 Crowe, Kevin J	51 SCAQ	7:30.00
99 Swiger, Ralph B	57 VMST	7:41.54
100 Strybel, David	58 ROSE	7:48.00
101 Hamilton, Raymond H	70 AKMS	7:48.02
102 Van Horn, William G	75 TOC	7:50.00
103 Tanner, Frank	82 SDSM	8:00.00
104 Painter, David J	75 GOLD	8:08.00
105 Lucas, James B	63 SCAQ	8:15.00
106 Schlup, Patrick	73 UCI	8:15.00
107 Ronay, Peter E	71 ROSE	8:20.00
108 Fasbender, Barry A	76 STAN	8:21.78
109 Berkedal, David J	65 TCC	8:29.00
110 Everett, Douglas D	49 ARIZ	9:00.00
111 Smith, Don E	56 WMAC	9:00.00
112 Mitchell, Tom	80 SDSM	9:32.00
113 Miller, Jamie A	59 NCMS	10:03.34
114 Hahm, Martin R	72 PHX	10:33.41
115 Hale, Art	71 MVN	11:47.38
116 Grohe, William E	80 USF	12:28.50

#24 Women 400 LC Meter IM

Name	Age Club	Seed Time
1 Gehrich, Megan N	20 MVN	5:00.00
2 Hughes, Olivia	19 MVN	5:12.02
3 Bertelink, Cindy	38 ETOB	5:23.90
4 Chisholm, Hailey M	21 SCAQ	5:30.00
5 Nelson, Shauna J	25 MMAC	5:30.40
6 Parker, Emily S	28 SDSM	5:32.73
7 Day, Nadine K	43 UNAT	5:37.22
8 Van Erden, Jayme K	28 RMST	5:38.80
9 Togias, Anna	28 NOVA	5:40.00
10 Opdycke, Rendy L	29 NOVA	5:40.09
11 Stone, Stephanie	46 PCAT	5:40.43
12 Thompson, Hilliary G	38 SDSM	5:41.72
13 Lambert, Megan	21 CTSM	5:53.86
14 Hernandez, Jill S	53 CHIC	5:55.00
15 Crabbe, Colette M	57 OREG	5:55.53
16 Spivey, Bonnie L	55 MVN	5:56.44
17 Carlsen, Jeanne	55 CMSC	5:56.98
18 Brown, Adrienne M	28 SBM	6:00.00
19 Walker, Sarah E	29 CMS	6:02.02
20 Capizzi, Stefanie	26 ROSE	6:02.45
21 Tonelli, Marlena L	25 CHGO	6:02.60
22 Najjar, Ellie S	52 CMS	6:05.17
23 Merlo, Ashley	32 NOVA	6:08.85
24 Friedlander, Rebecca L	47 CMS	6:08.87
25 Duggan, Karen L	43 WCM	6:10.25
26 Ferritto, Elaine M	28 SCAQ	6:10.50
27 Meyer, Marguerite	54 TOC	6:12.00
28 Bailey, Monica M	52 ARIZ	6:12.10
29 Schumacher, Jen M	28 NOVA	6:14.56
30 Davis, Charlotte M	63 PSM	6:15.00
31 Rublein, Susanne P	43 MAM	6:20.43
32 DeLozier, Anna	50 ARIZ	6:26.99
33 Sorenson, T	47 MVN	6:28.30
34 Gutierrez, Sarah M	27 LOM	6:30.00
35 Lee, Sandra K	24 ROSE	6:30.00
36 Hawes, Liz A	37 SBM	6:30.00
37 May, Meredith E	39 MVN	6:31.81
38 Perrey, Jenny	33 NOVA	6:32.00
39 King, Rebecca L	33 SMS	6:32.49
40 Bounds, Brandy S	32 NOVA	6:33.06
41 Kramer, Stephanie	39 NOVA	6:36.58
42 Brown, Denise H	54 MICH	6:36.87
43 Chesley, Jana P	41 ROSE	6:37.58
44 Magnusson, Kristine K	23 ROSE	6:40.00
45 Nisman, Ronda	59 MOST	6:43.00
46 Zawistoski, Lisa W	44 COTO	6:45.89
47 Qualls-Kalafut, Mary E	48 GAJA	6:48.00
48 Terhorst, Hermine M	55 SRM	6:48.00
49 Thayer, Marieke	52 SDSM	6:49.47
50 Koehler, Deanna C	44 CVMM	6:49.53
51 Kohn, Catherine K	60 SLAM	6:53.21
52 Volz, Kristin R	40 SFTL	6:58.13
53 Lassonde, Kristin	31 ROSE	6:58.73
54 Russell, Jane E	50 DAM	7:00.00
55 Helgesen, Kelsey L	23 ROSE	7:00.00
56 Motherway, Nancy	37 SCAQ	7:00.00
57 Larson, Linda L	58 SFTL	7:04.79
58 Andrade, Rosana	53 MOST	7:06.96

2013 Marriott USMS Summer Nationals
Marguerite Aquatic Center
Psych Sheet - Saturday, August 10, 2013

#24 ... (Women 400 LC Meter IM)

59	Staub, Caroline S	34 NOVA	7:08.47
60	Quinn, Phyllis E	58 TOC	7:12.79
61	Hoe, Donna L	51 GAJA	7:13.71
62	Nygren, Mary Ann	46 TVM	7:15.50
63	Melrose, Heather	40 BGWM	7:22.76
64	James, Katy	58 ARIZ	7:25.00
65	Morgan, Kimberly	46 ROSE	7:35.52
66	Mitchell, Alison A	59 MVN	7:40.21
67	Bloomfield, Sue A	61 WMST	7:47.50
68	Seaton, Jessica W	60 WH2O	7:47.73
69	Alexander, Martha A	64 WCM	7:50.00
70	Mayhew, Chris	60 MOST	7:58.26
71	Anderson, Karla	38 PSP	8:00.00
72	Stutz, Kathleen J	31 SYSM	8:00.00
73	Brooks, Sherry M Wendzel	53 NOVA	8:01.18
74	Richter, Jenny	45 MVN	8:01.39
75	Krugman, Elaine	51 GAJA	8:30.00
76	Byrnes, Barbara G	57 USF	8:40.00
77	Baldwin, Tricia A	23 SKY	8:42.44
78	Callaway, Linda	60 MOST	8:44.42
79	Myer, Cynthia J	60 IMSC	8:51.12
80	Casey, Kathrine J	65 PSM	9:20.22
81	Hlavacek, Ida M	71 VMST	9:25.83
82	Charles, Michelle K	53 PHX	9:30.00
83	Varty, Eulah M	79 COWI	10:26.92
84	Osborne, Yolanda	59 MVN	10:29.01

2013 Marriott USMS Summer Nationals
Marguerite Aquatic Center
Meet Program - Saturday, August 10, 2013

#25 Men 100 LC Meter Butterfly				Heat 7 of 22 Finals			Heat 13 of 22 Finals							
Lane	Name	Age	Club	Seed	Time									
Heat 1 of 22 Finals				1	Clepper, Al	50	SDSM	2:00.00	1	Jacobs, Lee	44	NOVA	1:11.17	
1	Yeager, Clark S	64	UNAT	1:32.21	2	Podmajersky, Tom E	50	UCI	1:19.00	2	Tujo, Christian F	42	OREG	1:09.60
2	Larson, Allen J	60	OREG	1:27.60	3	Jacobs, Vernon E	53	CMA	1:17.20	3	Newbegin, Brian	44	SCAQ	1:07.20
3	Buckley, Mark	60	UNAT	1:21.63	4	Ozum, Sabri	50	LVM	1:15.00	4	Sumner, David M	43	MVN	1:07.05
4	Suttle, Michael	60	CAPO	1:22.00	5	Uribe, John J	50	ROSE	1:15.71	5	Doane, Michael P	43	TERR	1:07.10
5	Larson, Charles A	61	WH2O	1:29.12	6	Kruger, Mark	52	NOVA	1:17.32	6	Hall, Alexander D	42	WH2O	1:09.00
6	Goldstein, Mel E	75	INDY	1:45.00	7	Hayward, David S	53	NOVA	1:25.00	7	Davies, Greg	40	SDSM	1:10.00
7	Fleming, Jack C	78	USF	1:46.63	Heat 8 of 22 Finals				8	Short, Matt	41	SDSM	1:11.50	
8	Mitchell, Tom	80	SDSM	2:15.00	1	Sikora, Rod	53	DAMM	1:13.28	Heat 14 of 22 Finals				
Heat 2 of 22 Finals				2	Komissarov, Andrey A	53	SDSM	1:11.38	1	Hursty, Peter S	41	ISCM	1:06.88	
1	Hahm, Martin R	72	PHX	2:24.05	3	Stanley, Bradford	53	SCA	1:10.00	2	Karren, Kelly S	40	UTAH	1:05.14
2	Kovary, Steven A	72	LBG	1:50.00	4	Wasko, Frank A	53	NOVA	1:08.57	3	Kroupa, Andy S	44	BLU	1:04.33
3	Shaw, James F	72	RINC	1:41.00	5	Thompson, Garrett J	51	LVM	1:08.89	4	Zeruhn, Bernie	42	NOVA	59.37
4	Stewart, Dick	73	MVN	1:25.00	6	Reyburn, Don L	51	DAMM	1:11.00	5	Mendez-Ramirez, Libardo A	40	SDSM	1:02.00
5	Richardson, Walter P	70	MOVY	1:27.69	7	Ireland, Bill	54	SCAQ	1:11.40	6	McWhorter, Michael C	40	TOC	1:05.00
6	Williams, Frank	73	SDSM	1:45.00	8	Jaffee, Laurence T	53	LVM	1:15.00	7	Granger, Richard A	43	SDSM	1:06.00
7	Half, Henry M	71	MOST	1:56.63	Heat 9 of 22 Finals				8	Gunnell, Steve	43	MVN	1:07.05	
8	Hale, Art	71	MVN	3:22.46	1	Nootbaar, Tom T	50	WCM	1:08.03	Heat 15 of 22 Finals				
Heat 3 of 22 Finals				2	Beattie, John R	52	BLU	1:06.95	1	Sandvig, Justin K	36	MVN	1:12.52	
1	Pastor, Alvaro	67	BAM	1:41.74	3	Hafner, Paul A	53	ARIZ	1:05.20	2	Hoffmeister, Stefan	35	NOVA	1:07.70
2	Martinez, Jorge E	66	SDSM	1:23.96	4	Kelca, Brian E	53	LAPS	1:03.60	3	Iglesias, Rodrigo J	38	WIND	1:06.40
3	Harrison, Lonny W	65	PTMS	1:19.60	5	Keating, Kevin	50	SRM	1:04.82	4	Polizos, George	38	MVN	1:02.00
4	Baird, Fred C	65	UTAH	1:13.05	6	Golden, Larry	53	ARKM	1:05.30	5	Valle, Marc A	39	ARIZ	1:03.61
5	McPherson, Andrew M	66	DAM	1:16.00	7	Booth, Mike	52	ARKM	1:07.83	6	Delgado, Roberto E	38	NOVA	1:06.61
6	Pash, Gregory C	66	MICH	1:20.91	8	Helgason, Tryggvi	50	SCMC	1:08.50	7	Strickland, Chris	35	SCAQ	1:11.74
7	Colonnese, Michael A	69	MVN	1:35.09	Heat 10 of 22 Finals				8	Fletcher, Slater	37	NOVA	1:13.82	
8	Berkedal, David J	65	TCC	1:46.00	1	Ronci, Jeff S	47	PDSC	1:44.81	Heat 16 of 22 Finals				
Heat 4 of 22 Finals				2	Schaal, Maor	45	SKY	1:16.58	3	Cheung, Alex H	33	NOVA	1:17.00	
1	Lawrie, Bruce	62	MVN	1:16.40	3	Young, Greg	46	IM	1:12.00	4	Pandya, Yatindra	33	SDSM	1:08.70
2	Brockbank, Doug	60	OREG	1:15.00	4	Hohn, Chris	45	SBSM	1:09.23	5	Dailey, Erik W	33	ROSE	1:10.18
3	Dodson, Phil L	60	IM	1:10.36	5	Lewis, Mike J	48	WIND	1:09.30	6	Warren, Courtney D	34	ARIZ	1:17.38
4	Gooding, Jack	60	ARKM	1:09.48	6	O'Shea, Kerry	46	CVMM	1:14.57	Heat 17 of 22 Finals				
5	Mench, Lee E	61	SDSM	1:10.00	7	Enright, Jerome F	48	ELG	1:19.73	1	Goler, Jonathan A	33	NOVA	1:08.00
6	Lautman, Scott M	61	BWAQ	1:10.60	8	Schmid, Dan P	46	MVN	1:45.00	2	Meacham, Garth D	31	LVM	1:03.20
7	Sterne, Erik A	61	ROSE	1:16.39	Heat 11 of 22 Finals				3	Dorr, John W	30	TOC	58.20	
8	Bernard, Alan D	64	TAM	1:16.63	1	Sullivan, Scot A	47	OREG	1:08.07	4	Schoeman, Roland M	33	PHX	54.33
Heat 5 of 22 Finals				2	Malone, Kenneth G	49	UNAT	1:06.39	5	Marshall, Mario L	31	SCMC	56.98	
1	Krongaard, Jeffrey S	59	ARIZ	1:18.90	3	Magee, Mark A	45	LVM	1:02.63	6	Dmytrow, Robert C	32	NOVA	58.34
2	Cahoon, Bradley S	58	MMAC	1:14.67	4	Sorensen, Michael J	45	AKMS	58.00	7	Murphey, Ray W	34	TVM	1:05.46
3	Weissert, Toby	55	NOVA	1:13.19	5	Shaffer, Mike G	48	VCM	1:01.95	8	Strahota, Jeffrey R	33	TERR	1:08.01
4	Hildebrandt, David C	58	GAJA	1:09.64	6	Engelskirchen, Adam G	45	TAM	1:06.00	Heat 18 of 22 Finals				
5	Vandam, David K	58	TXLA	1:09.77	7	Fischer, Andy	46	SFTL	1:07.16	1	Moxley, Jonathan	29	RMDA	1:20.48
6	Heather, Michael R	59	MVN	1:13.27	8	Ines, Gil B	46	SDSM	1:08.12	2	Ganiyev, Doston	26	CMS	1:07.00
7	Wilson, Grant	56	NOVA	1:16.28	Heat 12 of 22 Finals				3	Malasky, Martin E	25	TOC	1:06.87	
8	Bonano, Greg R	56	MVN	1:25.00	2	Loomis, Shane	41	CVMM	1:25.00	4	Kao, Philip S	28	NOVA	1:07.00
Heat 6 of 22 Finals				3	Castleton, Tom	42	ROSE	1:16.81	5	Lehmann, Karl M	28	SMS	1:08.10	
1	Morales, John R	55	SRM	1:08.41	4	Berntsen, Mike	44	MAAC	1:12.77	6	Jaffee, Alec A	19	LVM	1:11.50
2	Kone, Bruce C	55	RICE	1:06.50	5	Sax, William C	44	GMUP	1:13.42	7	Sanchez, Ralph	23	ROSE	1:17.10
3	O'Brien, Kerry L	56	WCM	1:05.00	6	Ricks, Jeffrey	41	SDSM	1:20.00	Heat 19 of 22 Finals				
4	Carter, Paul V	56	TOC	1:01.00	7	Trost, Ted	44	SDSM	1:30.00	1	Walther, Gregory	29	WH2O	1:06.00
5	Sauer, Jim	56	TXLA	1:04.45										
6	Phillips, John M	55	NCMS	1:05.00										
7	Groselle, Jack R	59	SYSM	1:07.00										
8	Graham, Donald	59	PSM	1:08.45										

2013 Marriott USMS Summer Nationals
Marguerite Aquatic Center
Meet Program - Saturday, August 10, 2013

Heat 20 (#25 Men 100 LC Meter Butterfly)

1	Talbot, Christopher J	27 TOC	1:01.00
2	Taylor, Jonathan B	25 TOC	1:00.50
3	Acosta, Joel A	25 SFTL	58.89
4	Simpkins, Patrick K	26 SCA	57.07
5	Chapman, Chris J	26 PSM	58.02
6	Nemick, Gregory W	25 CMS	1:00.34
7	Ragland, John C	26 OKMS	1:01.00
8	Lentz, Graham M	29 TOC	1:01.88

Heat 21 of 22 Finals

1	Miess, David	24 ROSE	1:10.14
2	Jimenez, Hector	21 ROSE	1:08.43
3	Riahi, Sina	19 MVN	1:05.69
4	Garcia, Wilfred R	23 MVM	1:05.00
5	Ballon, Zachary J	19 TOC	1:05.37
6	Pielago, Joe K	23 USF	1:07.95
7	Smith, Walter	23 SYSM	1:09.87
8	Walker, Scott D	20 MVN	1:11.11

Heat 22 of 22 Finals

1	O'Donnell-McCarthy, Ian P	22 TOC	1:01.00
2	Spezzaferri, Mitchell R	21 MVN	59.79
3	Montgomery, Payne M	22 STAN	55.83
4	Melnikov, Vitalii	23 PHX	54.33
5	Schlesinger, Marcus J	22 PHX	55.33
6	Cridland, Tanner K	20 MVN	57.54
7	Federer, Wade M	24 CVMM	1:00.00
8	Hubbard, Garrett Hubbard M	22 MVN	1:03.89

#26 Women 100 LC Meter Butterfly

Lane	Name	Age Club	Seed Time
------	------	----------	-----------

Heat 1 of 13 Finals

3	Gettling, Janet	65 OREG	1:42.10
4	Tyler, A Susan	65 SNM	1:33.09
5	Welch, Sarah	66 PSM	1:36.54
6	Barnea, Daniela	69 STAN	1:43.35

Heat 2 of 13 Finals

1	Maxbauer, Christine A	60 MICH	2:47.00
2	Stengel, Alta F	63 SDSM	1:48.13
3	Cole, Janie	60 DAMM	1:32.02
4	Val, Laura B	62 TAM	1:16.00
5	Ciraulo, Christie	60 UCLA	1:20.92
6	Williams, Dale B	61 SMS	1:43.10
7	Mayhew, Chris	60 MOST	1:51.33

Heat 3 of 13 Finals

1	Braaten, Kitten	58 VMST	1:42.44
2	Osborne, Yolanda	59 MVN	1:35.00
3	O'Brien, Charlene A	57 WCM	1:18.09
4	Granger, Traci S	55 LAPS	1:11.00
5	Hilpert, Bess	58 TXLA	1:31.48
6	Neville, Cathy V	56 SDSM	1:35.73
7	Hooe, Donna L	51 GAJA	1:38.16
8	Charles, Michelle K	53 PHX	2:30.00

Heat 4 of 13 Finals

1	Bathgate, Diane	52 MSCA	1:32.46
2	Lerude, Stephanie	50 SNM	1:29.38
3	Braden, Cindy J	50 SBM	1:29.00
4	Vernallis, Kayley N	53 ROSE	1:25.00
5	Yanco, Colleen M	54 NOVA	1:28.75
6	Salas, Maria A	50 SDSM	1:29.00
7	Gold, Susan	53 ROSE	1:29.39
8	Cunningham, Nancy B	52 PDSC	1:35.40

Heat 5 of 13 Finals

1	Nelson, Judy A	53 CMS	1:22.29
2	Russell, Jane E	50 DAM	1:20.36
3	Ingraham, Susan R	54 MOST	1:15.74
4	Hernandez, Jill S	53 CHIC	1:09.00
5	Barnhart, Lynn	52 DAMM	1:14.10
6	Osborne, Katie	50 NOVA	1:17.99
7	Edwards, Kris E	52 BGWM	1:21.61
8	Augerson, Lisa J	50 MVN	1:23.00

Heat 6 of 13 Finals

1	Ishii, Stefanie H	46 LVM	1:49.00
2	Karlin, Olivia	49 WH2O	1:23.03
3	Godges, Arlette A	49 SCAQ	1:16.70
4	Willeboordse, Fall	47 BCTM	1:08.60
5	Welting, Laureen K	48 TOC	1:10.91
6	Ditzler, Kristy	49 TXLA	1:19.35
7	Nelson, Sheila	45 SRM	1:26.40

Heat 7 of 13 Finals

2	Koehler, Deanna C	44 CVMM	1:27.85
3	Lauzon, Chantal H	40 NOVA	1:20.11
4	Seider, Wenke K	44 OJAI	1:07.71
5	Williams, Susan R	44 CMS	1:15.00
6	Greene, Dana M	44 NCMS	1:22.17
7	Sorensen, Susan	44 SNM	1:30.00

Heat 8 of 13 Finals

2	Atkinson, Karen E	38 NEM	1:38.73
3	Szekeres, Naomi O	35 SFTL	1:21.77
4	Bertelink, Cindy	38 ETOB	1:07.40
5	Drinnan, Siubhan	38 EMSC	1:13.21
6	Dillbeck, Stephanie K	36 MSCA	1:27.44
7	Anderson, Karla	38 PSP	2:00.00

Heat 9 of 13 Finals

1	Edelman, Jacqueline D	33 SDSM	1:25.00
2	Ksiazek, Kendra	32 SDSM	1:19.14
3	Watanabe, Naoko	31 TOC	1:15.32
4	Urbatchka, Lindsey E	30 MMAC	1:05.26
5	Andrus, Megan M	32 SCAQ	1:14.71
6	Perrottet, Jennifer K	33 NCMS	1:19.03
7	Moyer, Catherine J	33 SDSM	1:24.64
8	Lassonde, Kristin	31 ROSE	1:44.32

Heat 10 of 13 Finals

1	Rapp, Julie S	26 LVM	1:50.00
2	Ho, Judy	28 ROSE	1:22.88
3	Paz, Stella A	29 SDSM	1:17.00
4	Gutierrez, Sarah M	27 LOM	1:15.00
5	Young, Charley	26 UCLA	1:15.91
6	Brown, Dannelly W	28 SDSM	1:22.00
7	Yung, Lisa J	27 RMDA	1:44.40

Heat 11 of 13 Finals

1	Rembach, Alisha M	25 DADS	1:12.51
2	Modrov, Priscilla A	25 BUMS	1:09.00
3	Dinkel, Paloma	25 PSM	1:07.15
4	Hernandez, Sarah M	29 DAM	1:06.25
5	Novotny, Deidre D	25 SFTL	1:06.77
6	Gill, Meg B	28 TOC	1:07.64
7	Ballenger, Marie A	27 USF	1:12.00
8	Church, Melissa	25 MVN	1:15.00

Heat 12 of 13 Finals

1	Magnusson, Kristine K	23 ROSE	1:22.77
2	Helgesen, Kelsey L	23 ROSE	1:20.00
3	Shockey, Kayla	19 UNAT	1:17.06
4	Rutemiller, Shoshanna J	23 ARIZ	1:15.00
5	Lambert, Megan	21 CTSM	1:17.04
6	Tate, Haylee A	19 UTAH	1:18.01
7	Rudy, Jeena I	20 SFTL	1:20.77

Heat 13 of 13 Finals

1	Masehi-Lano, Jacqueline J	19 CTM	1:09.57
2	Gehrich, Megan N	20 MVN	1:08.85
3	Hengels, Hallie M	19 SCAQ	1:08.00
4	Soule, Lise	23 UNAT	1:02.89
5	Howanitz, Jace C	23 RMST	1:07.00
6	Murray, Elizabeth Murray P	21 SCAQ	1:08.00
7	Elkins, Molly A	19 MMAC	1:08.99
8	Pearson, Sian	23 MVN	1:11.29

#27 Men 50 LC Meter Freestyle

Lane	Name	Age Club	Seed Time
------	------	----------	-----------

Heat 1 of 49 Finals

3	McKinley, Howard M	92 TOC	1:07.47
4	Rudloff, G Edward	90 TOC	45.00
5	Schmidt, Jurgen B	90 MVN	45.99

Heat 2 of 49 Finals

2	Benner, Russell E	88 NOVA	1:00.00
3	Cornell, John E	86 FACT	47.61
4	Piemme, Frank	88 MVN	38.22
5	Hubbard, Donald J	86 SDSM	41.99
6	Wolle, Jordan B	85 SDSM	51.00
7	Silberman, Lou	87 UNAT	1:10.00

Heat 3 of 49 Finals

2	Conkey, Jim	82 SNM	46.35
3	Stupfel, Norman E	81 WCM	38.90
4	Shechter, Stanley J	81 AGUA	34.25
5	Best, Bob	81 SDSM	35.00
6	Kimball, Ken	83 SDSM	43.61
7	Farrell, Ed L	81 MVN	48.00

Heat 4 of 49 Finals

1	Smethurst, Everett W	78 NOVA	38.61
2	Rauch, Will	79 LVM	37.00
3	Blake, William V	76 MOST	34.80
4	Van Horn, William G	75 TOC	33.00
5	Painter, David J	75 GOLD	33.40
6	Charlton, Allan	76 MICH	35.00
7	Haines, William W	76 SDSM	37.80
8	Coles, Bill	78 SDSM	39.77

2013 Marriott USMS Summer Nationals
Marguerite Aquatic Center
Meet Program - Saturday, August 10, 2013

Heat 5 (#27 Men 50 LC Meter Freestyle)			Heat 12 of 49 Finals			Heat 18 of 49 Finals					
1	Russell, Robert A	70 MVN	50.00	1	Brower, Raymond W	62 RMDA	31.50	2	Fallick, David K	50 UNAT	40.00
2	Williams, Frank	73 SDSM	38.00	2	Aakhus, Gregory P	63 MVN	30.54	3	Uribe, John J	50 ROSE	38.65
3	Johnson, Lloyd G	73 CVMM	37.43	3	Weber, Gregory J	60 NOVA	30.30	4	McCarthy, Shaun	53 PCAT	34.35
4	Henry, Daniel W	71 SDSM	35.00	4	Rosen, Robert A	63 CVMM	29.42	5	Evans, Ed M	52 MVN	34.44
5	Hall, Floyd S	72 MOVY	35.00	5	Stevens, Craig W	60 1776	29.70	6	Chin, Steven	52 NOVA	40.00
6	Zuur, James	73 TAM	37.93	6	Buckley, Mark	60 UNAT	30.37	7	Clepper, Al	50 SDSM	55.00
7	Stewart, Jim M	72 MVN	39.11	7	Kahn, Stuart L	60 DAM	30.79	Heat 19 of 49 Finals			
Heat 6 of 49 Finals			Heat 13 of 49 Finals			Heat 20 of 49 Finals					
1	Bell, John L	71 UNAT	32.50	1	Gruber, Glenn A	64 VCM	28.74	1	Graham, Errol	54 WH2O	31.60
2	Ralphs, Tony	70 SDSM	32.01	2	Edwards, Wes	60 OREG	28.50	2	Merz, Peter	51 SDSM	30.56
3	Tadir, Yona	70 MVN	30.45	3	Krauser, Larry B	60 HMS	27.51	3	Goodell, Brian S	54 MVN	30.38
4	Lodwig, Keefe L	70 SYSM	29.16	4	Martin, Doug	60 ARKM	26.13	4	Stone, Wes B	51 SDSM	30.30
5	Andersen, Peter	70 SDSM	30.01	5	Holt, Tate	62 TAM	27.50	5	Mitchell, Todd D	52 SCAQ	30.33
6	Whitley, John K	70 WIND	31.25	6	Brockbank, Doug	60 OREG	28.00	6	Daugherty, William M	54 SBM	30.50
7	Novell, Ken	71 VMST	32.05	7	Perout, Jeffrey J	60 SYSM	28.50	7	Thomas, Mark	52 BLU	31.19
8	Willert, Dan T	71 WCM	33.00	8	O'Keeffe, Peter R	63 UCLA	29.01	8	Carlsen, Richard L	54 MVN	32.46
Heat 7 of 49 Finals			Heat 14 of 49 Finals			Heat 21 of 49 Finals					
3	Stambolis, James N	66 TAM	40.00	1	Macias, Jesse G	55 HMS	1:09.39	1	Masson, Martin	52 UNAT	30.06
4	Burr, Ken M	69 WCM	36.64	2	Walker, Frank W	58 MVN	36.84	2	Scott, Rob	53 SDSM	30.00
5	Bovee, Dennis R	68 SDSM	38.50	3	Holbrook, Peter	57 MVN	35.00	3	Sikora, Rod	53 DAMM	29.80
6	Berkedal, David J	65 TCC	47.00	4	Plackemeier, Steven J	59 SDSM	33.57	4	Miller, Christopher	50 ROSE	29.75
Heat 8 of 49 Finals			Heat 15 of 49 Finals			Heat 22 of 49 Finals					
1	Andersen, Richard H	69 NOVA	33.48	1	Welco, Alan	59 UNAT	31.00	1	Ey, Steven	53 MVN	29.50
2	Jochim, Christian	65 QSS	33.11	2	Heather, Michael R	59 MVN	30.83	2	Dowell, Robert K	51 UNAT	29.17
3	Stratte-McClure, Joel W	65 WH2O	32.50	3	Mitchell, Robert W	55 TCC	30.40	3	Turocy, Gregory	50 O*H*	28.85
4	Campbell, John F	66 MVN	32.16	4	Mc Bride, Duncan Q	59 LAPS	30.00	4	Homan, Ham	54 MVN	28.66
5	Kelber, Michael W	66 OREG	32.37	5	Cahoon, Bradley S	58 MMAC	30.27	5	Keating, Kevin	50 SRM	28.80
6	Batten, Hugh N	67 UNAT	33.00	6	Sternberg, Scott D	55 ROSE	30.70	6	Stanley, Bradford	53 SCA	29.00
7	Hammerstrom, John G	65 GOLD	33.36	7	Ferko, Christopher A	56 ARIZ	30.84	7	Sutton, Andrew D	51 NOVA	29.48
8	Newell, Bruce H	69 UCI	34.00	8	Bregman, Michael	59 NOVA	32.50	8	Barker, Douglas C	50 MVN	29.70
Heat 9 of 49 Finals			Heat 16 of 49 Finals			Heat 23 of 49 Finals					
1	Holly, Alan L	66 MMAC	31.35	1	Djang, Philipp A	59 MVN	29.00	1	Smelt, Chris	50 NOVA	28.33
2	Cargill, Rod	67 LBMS	30.05	2	Neville, Richard	57 FAST	28.46	2	Reyburn, Don L	51 DAMM	28.01
3	Wilder, Hugh	66 SRM	29.10	3	Taylor, Jeff S	57 MVN	28.20	3	Loftis, Mark	53 REDT	27.63
4	Childs, Lee	65 GOLD	27.78	4	Gandee, Brad	59 GMUP	27.91	4	Hafner, Paul A	53 ARIZ	27.42
5	DeLacy, James R	67 WCM	29.00	5	Holland, David A	55 WMAC	28.00	5	Deloney, Wayne	53 MVN	27.50
6	McPherson, Andrew M	66 DAM	30.00	6	Hildebrandt, David C	58 GAJA	28.36	6	Valley, Eric	52 MOVY	27.92
7	Meyerhoff, Rick	66 TAM	30.50	7	Fremont, Robert	55 WIND	28.50	7	Richey, Steven C	53 MOST	28.14
8	Wright, Phil	66 NEM	31.36	8	Phillips, John M	55 NCMS	29.50	8	Nootbaar, Tom T	50 WCM	28.34
Heat 10 of 49 Finals			Heat 17 of 49 Finals			Heat 24 of 49 Finals					
2	Madison, David K	60 LOM	36.01	1	Heath, Robert H	56 MAM	27.00	1	Loeffler, Kurt	43 UNAT	35.51
3	Brown, Terrell J	60 MINN	33.75	2	Blatt, Michael J	58 VCM	26.65	2	Sorenson, Tom C	40 MVN	34.35
4	Clendenin, Gary T	62 NOVA	33.06	3	Sherman, Bill	55 MOVY	26.21	3	Weise, Tim	43 MVN	35.50
5	Umholtz, Ken	61 OJAI	33.60	4	Carter, Paul V	56 TOC	26.00	4	Loomis, Shane	41 CVMM	40.00
6	Koenig, Mike	62 UNAT	34.46	5	Fields, John A	57 AWJ	26.00	5	Woods, Theodore K	48 MVN	37.08
7	Tortozza, Carlos A	63 SDSM	38.65	6	Groselle, Jack R	59 SYSM	26.40	6	Ronci, Jeff S	47 PDSC	41.90
Heat 11 of 49 Finals			Heat 18 of 49 Finals								
1	Cross, Brook	63 UCI	33.00	7	Stephenson, Dan	56 ROSE	26.74				
2	Todd, Allen C	64 NOVA	33.00	8	Kone, Bruce C	55 RICE	27.50				
3	Longworth, Mark J	62 MVN	32.86								
4	Pfeiffer, Rich	60 NOVA	32.50								
5	Divan, Paul E	62 MVN	32.85								
6	Hayes, Robert E	62 LBMS	33.00								
7	Scheff, Jonathan	61 WIND	33.00								
8	Dwyer, Patrick A	63 MVN	33.00								

2013 Marriott USMS Summer Nationals
Marguerite Aquatic Center
Meet Program - Saturday, August 10, 2013

Heat 25 (#27 Men 50 LC Meter Freestyle)

1	Parker, John W	45 MVN	34.45
2	Spejcher, Larry	49 SCAL	32.45
3	Conferti, Ron L	49 UNAT	32.00
4	Pinedo, Alex E	45 MVN	30.51
5	Kirvan, David B	49 WH2O	31.50
6	Dubrick, Jon S	45 ROSE	32.28
7	Schmid, Dan P	46 MVN	33.47
8	Freitas, Stephen	48 MVN	36.00

Heat 26 of 49 Finals

1	Hood, Jonathan	49 SDSM	29.69
2	Daniel, Dean J	46 MVN	29.55
3	Lanterman, Scott J	48 MVM	29.50
4	Skelly, Drew K	47 ROSE	29.39
5	Enright, Jerome F	48 ELG	29.50
6	Charpentier, Christophe	45 ASNL	29.51
7	Catton, Michael S	47 TSTT	29.56
8	Matl, David W	46 MVN	30.00

Heat 27 of 49 Finals

1	Bechtel, Will	49 SDSM	29.02
2	Cooperman, Jeff	46 TAM	29.00
3	Svinterud, Bjorn	47 SBSM	28.54
4	Savage, Bo	47 TCC	28.50
5	Cemenenkoff, Sergei	49 UNAT	28.50
6	Bolduc, John A	48 SDSM	28.70
7	Muth, Daniel F	47 SCAQ	29.00
8	Hartman, Todd C	46 CTSM	29.05

Heat 28 of 49 Finals

1	Brotherton, Rick M	45 NOVA	28.33
2	Diehl, Robert N	48 NVM	27.70
3	Boshoff, Nick	45 CVMM	27.20
4	McMurray, Michael G	49 CSLA	26.89
5	Breitenbach, Ross C	45 ROSE	27.06
6	Ines, Gil B	46 SDSM	27.56
7	Young, Greg	46 IM	28.20
8	Bright, John M	49 MVN	28.50

Heat 29 of 49 Finals

1	Chaput, Sebastien SC	46 ASNL	26.33
2	Power, Michael L	45 SBM	25.75
3	Heber, Scott	47 DAMM	25.65
4	Tull, Greg	45 TAM	24.92
5	Sorensen, Michael J	45 AKMS	25.00
6	Boosin, Michael J	47 SCAQ	25.68
7	Wan, Eric	47 OREG	26.07
8	Saeger, Rich E	49 MVN	26.76

Heat 30 of 49 Finals

1	English, Mike	42 IM	32.00
2	James, Ian	41 PSP	30.38
3	Kuykendall, Jeff J	44 MVN	29.52
4	Groaning, Michael D	42 ISWM	29.51
5	Janney, Michael	44 MVN	29.52
6	Moe, Cat	41 PSP	29.93
7	Trost, Ted	44 SDSM	32.00
8	Serrano, Andrew	40 MVN	33.99

Heat 31 of 49 Finals

1	Williams, Ryan D	40 SFTL	29.48
2	Axas, Peter A	44 PHX	29.15
3	Bartels, Dave	42 NOVA	28.92
4	Piner, Glenn	44 RMDA	28.58
5	Courtney, Chris	41 ARIZ	28.67
6	Rea, Thai V	42 MVN	29.10
7	Webster, Dale W	44 SDSM	29.31
8	Castleton, Tom	42 ROSE	29.49

Heat 32 of 49 Finals

1	Moreno, David	44 UNAT	28.29
2	Berlin, David	44 MVN	28.00
3	Ahmadi-Kashani, Magid	41 NOVA	27.92
4	Davies, Greg	40 SDSM	27.78
5	Jarocki, Bradley C	42 MVN	27.89
6	Crosen, Sean	40 UCI	27.98
7	Kent, Aric E	43 MYST	28.09
8	Libaroni, Mark	43 MOST	28.51

Heat 33 of 49 Finals

1	Mitchell, Jeffrey A	44 MVN	27.59
2	Hanel, David M	42 TMPO	27.49
3	McClung, Paton M	44 WIND	27.37
4	Fernandez, Dickie	42 NOVA	27.00
5	Dietrich, Jim	42 NOVA	27.33
6	Short, Matt	41 SDSM	27.40
7	Swain, Sean C	42 NCSM	27.50
8	Joyce, Kevin T	41 MVN	27.62

Heat 34 of 49 Finals

1	Hursty, Peter S	41 ISCM	26.99
2	Karren, Kelly S	40 UTAH	26.55
3	Sumner, David M	43 MVN	26.50
4	Henkel, Joao E	40 UCLA	26.24
5	Huggins, Dale R	41 TXLA	26.24
6	Dreitzler, Todd M	43 PHX	26.50
7	Kirker, John J	42 NOVA	26.70
8	Garcia, Andrew M	41 MVN	27.00

Heat 35 of 49 Finals

1	Wegner, Dan	42 LVM	26.05
2	Butcher, Rob	41 SYSM	25.39
3	Delgado, Felipe	40 NOVA	25.00
4	Jacobson, Brian L	40 MINN	23.35
5	Strauss, Noel M	41 ARKM	24.65
6	Hibbard, Brad A	44 MVN	25.27
7	Doane, Michael P	43 TERR	26.03
8	Sheldon, Paul	43 CMS	26.06

Heat 36 of 49 Finals

1	Houldsworth, Duncan A	37 MVN	31.38
2	Houchin, Jason	38 SDSM	29.25
3	Heden, Greg	39 MMAC	28.90
4	Hammond, Scott W	35 MVN	28.50
5	Tucker, Robert J	39 CTSM	28.54
6	Millican, Jacob A	36 PSM	28.93
7	Arrasmith, Frank	36 SDSM	31.35
8	Ono, Satoshi	39 ROSE	33.39

Heat 37 of 49 Finals

1	Fusedale, Nick J	38 ROSE	28.09
2	Nissen, Andrew	39 MVN	28.00
3	Loeff, Ryan	38 MELO	27.54
4	LaBrozzi, Vincent M	35 ARIZ	27.34
5	Fletcher, Slater	37 NOVA	27.50
6	Lebsack, Alec D	38 UNAT	28.00
7	Akin, Jay	38 SDSM	28.05
8	O'Dell, Richard S	36 MOVY	28.21

Heat 38 of 49 Finals

1	Glass, Mark W	39 WMST	27.09
2	Hwang, Wayne	35 NOVA	26.54
3	Polizos, George	38 MVN	26.50
4	Brown, Matthew	37 IRSH	26.30
5	Valle, Marc A	39 ARIZ	26.41
6	Stalker, Nathan S	39 SOBA	26.52
7	Counts, Chris	37 LVM	27.04
8	Iglesias, Rodrigo J	38 WIND	27.30

Heat 39 of 49 Finals

1	Moore, William	37 NCSM	25.50
2	Christoffel, Ben J	37 INDY	25.42
3	Eisenhuth, Matthew S	39 CMS	24.80
4	Greenwood, Scott C	36 TOC	24.00
5	Counts, Glenn M	36 LVM	24.10
6	Pyle, Mike	38 MELO	24.80
7	Boyer, Chris	35 CTSM	25.50
8	O'Sullivan, Chris	38 CMS	25.80

Heat 40 of 49 Finals

2	Miller, Josh	30 UNAT	30.00
3	Petkov, Krasi P	32 NOVA	29.00
4	Meacham, Garth D	31 LVM	28.00
5	Blatnik, Jeffrey	34 NOVA	28.40
6	Wolkowitz, Mi A	32 SCAQ	30.00
7	Cheung, Alex H	33 NOVA	30.45

Heat 41 of 49 Finals

1	Murphy, Pete	32 SDSM	27.85
2	Harmse, Johannes A	31 CTSM	27.57
3	Vogelgesang, Keith C	31 ROSE	27.40
4	Zhai, Eric	32 BCTM	27.00
5	Salles-Cunha, Lucas	33 QSS	27.04
6	Oo, Aung Sann	32 ARIZ	27.50
7	Matthews, Jonathan G	34 OREG	27.81
8	Williamson, Colin A	34 SDSM	27.99

Heat 42 of 49 Finals

1	Goler, Jonathan A	33 NOVA	26.10
2	Dmytrow, Robert C	32 NOVA	24.36
3	Marshall, Mario L	31 SCMC	24.12
4	Schoeman, Roland M	33 PHX	22.33
5	Dorr, John W	30 TOC	23.84
6	Holsman, Trent T	33 TOC	24.32
7	Maczka, Evan C	30 UNAT	26.00
8	Crosby, Michael E	34 WH2O	26.65

2013 Marriott USMS Summer Nationals
Marguerite Aquatic Center
Meet Program - Saturday, August 10, 2013

Heat 43 (#27 Men 50 LC Meter Freestyle)		
1	Moxley, Jonathan	29 RMDA 35.00
2	Roth, Christopher M	28 SSBM 29.00
3	Shead, Michael	27 P2LF 28.19
4	Clavijo, Luis F	28 WH2O 32.00
5	Miess, David	24 ROSE 29.20
6	Anguetta, Daniel A	20 SCMC 29.20
7	Jaffee, Alec A	19 LVM 29.20

Heat 44 of 49 Finals		
1	Borgese, Joseph	29 UNAT 28.06
2	McClary, Daniel B	25 LBSU 27.50
3	Viccaro, Adam	29 SDSM 27.00
4	Banks, James H	28 ROSE 27.00
5	Benoit, Matthew	26 TOC 27.00
6	Kao, Philip S	28 NOVA 27.35
7	Geraci, Frank	29 SDSM 27.90
8	Price, Kyle S	29 UCI 28.19

Heat 45 of 49 Finals		
1	Giometti, Danny P	27 UCI 26.44
2	Ragland, John C	26 OKMS 26.00
3	Lentz, Graham M	29 TOC 25.75
4	Malasky, Martin E	25 TOC 25.54
5	Shaheen, Luke	25 SYSM 25.60
6	Conroy, Chris	28 PSM 25.86
7	Nemick, Gregory W	25 CMS 26.00
8	Tasler, Tim	28 IAMA 26.88

Heat 46 of 49 Finals		
1	Talbot, Christopher J	27 TOC 25.00
2	Chapman, Chris J	26 PSM 24.70
3	Stroh, Christopher M	26 SCMC 24.30
4	Gans, Egan	27 TOC 24.00
5	Simpkins, Patrick K	26 SCA 24.28
6	Taylor, Jonathan B	25 TOC 24.45
7	Montgomery, Hart W	28 STAN 24.77
8	Kraus, Evan	27 NOVA 25.33

Heat 47 of 49 Finals		
1	Sanchez, Ralph	23 ROSE 28.97
2	Materov, Alexei	24 RIPT 28.50
3	Riahi, Sina	19 MVN 28.14
4	Federer, Wade M	24 CVMM 28.00
5	Masehi-Lano, Jonathan	22 CTM 28.03
6	Ballon, Zachary J	19 TOC 28.25
7	Pielago, Joe K	23 USF 28.87
8	Willment, Cameron M	19 MVN 29.00

Heat 48 of 49 Finals		
1	Anguetta, Nicholas A	23 SCMC 27.70
2	Hubbard, Garrett Hubbard M	22 MVN 26.90
3	Walker, Scott D	20 MVN 26.33
4	Smith, Walter	23 SYSM 26.11
5	Sakamoto, Takumi	24 PHX 26.33
6	Spezzaferri, Mitchell R	21 MVN 26.45
7	Schnaars, George	18 MVN 27.00
8	Osborne, Jonathan	19 MVN 27.83

Heat 49 of 49 Finals		
1	Sonsteng, Patrick J	21 MVN 25.70
2	Montgomery, Payne M	22 STAN 24.90
3	Ferguson, Kevin	23 TOC 23.84
4	Melnikov, Vitalii	23 PHX 23.33
5	Schlesinger, Marcus J	22 PHX 23.33
6	Thompson, Austen L	23 ARIZ 23.99
7	Kespradit, Brian C	21 MVN 25.69
8	O'Donnell-McCarthy, Ian P	22 TOC 25.77

#28 Women 50 LC Meter Freestyle

Lane	Name	Age	Club	Seed Time
------	------	-----	------	-----------

Heat 1 of 30 Finals				
1	Haworth, Joyce M	76	WCM	1:00.01
2	Sachs, Janet G	76	CMS	47.59
3	Little, Jeanne	76	MVN	38.96
4	Winkler, Renate M	75	SDSM	58.00
5	Wheatley, Diane	80	MOST	54.19
6	Caldwell, Dionne B	81	NOVA	50.04
7	Graef, Margrit	82	MVN	51.26
8	Wolle, Marian E	85	SDSM	1:28.57

Heat 2 of 30 Finals				
2	Whiter, Peggy S	70	OREG	47.27
3	Ackley, Ella B	71	MM	42.12
4	Ward, Joy	71	OREG	37.24
5	Ridout, Nancy J	71	TAM	37.80
6	Kight, Betty G	72	MOST	45.36

Heat 3 of 30 Finals				
2	Anderson, Linda J	65	PHX	50.00
3	Hill, Marcia M	69	BCTM	43.29
4	Schneider, Margo M	66	GAJA	40.31
5	Smith, Diane G	68	CVMM	42.05
6	Nore, Jennifer P	65	PHX	49.53
7	Conkey, Nancy	69	SNM	50.57

Heat 4 of 30 Finals				
1	Levinrad, Jan L	66	WH2O	36.56
2	Montrella, Beverly J	67	MVN	36.03
3	Williamson, Francine S	65	GAJA	33.65
4	Uustal, Diann B	67	GAJA	32.49
5	Shaps, Ruth Y	66	MAM	33.00
6	Menard, Joanne	65	MMAC	35.91
7	Welch, Sarah	66	PSM	36.32
8	Webb, Linda	68	SFTL	37.27

Heat 5 of 30 Finals				
2	Amundson, Pam	63	SDSM	1:08.53
3	Nichols, Janet L	60	FGST	56.62
4	Bronson, Julie L	64	SCAQ	50.97
5	Cervantes, Linda J	62	SDSM	51.11
6	McKinley, Maureen M	60	NOVA	59.00

Heat 6 of 30 Finals				
1	Baker, Gini	63	SDSM	39.49
2	Bisogno, Laurie R	61	MOVY	38.00
3	Flinn, Emma	64	NCMS	36.87
4	Holloway, Colleen J	60	MOST	36.00
5	Williams, Dale B	61	SMS	36.72
6	Blatt, Cindy S	60	VCM	37.52
7	Reid, Colleen G	64	HIMA	38.76
8	Love, Kathleen	63	MVN	50.24

Heat 7 of 30 Finals		
1	Raboin, Deborah	62 SDSM 35.98
2	Miller, Celeste	63 SNM 35.00
3	Meteyer, Beverly B	60 LVM 33.00
4	Davis, Charlotte M	63 PSM 31.50
5	Cole, Janie	60 DAMM 31.71
6	Altman, Christie	64 ARIZ 33.90
7	Petrini, Linda H	61 CARS 35.01
8	Mayhew, Chris	60 MOST 35.98

Heat 8 of 30 Finals		
1	Cavaliero, Kelli	51 MVN 50.00
2	Carneal, Linda S	50 PHX 50.00
3	Kluss, Carolyn R	52 MVN 45.00
4	Eldridge, Audrey L	50 CMS 38.30
5	Michelle, Chrissa	53 PHX 47.00
6	Kampa, Peggy	53 PHX 50.00
7	Grisham, Catherine A	56 MVN 56.00
8	Clark, Eva M	58 WIND 1:00.00

Heat 9 of 30 Finals		
1	Raman, Marie E	57 PHX 51.74
2	Duane, Debbie	59 ARIZ 46.54
3	Ornelas, Jean T	59 PDSC 39.90
4	Ganze, Cathy	56 SDSM 38.00
5	Rezmer, Nancy G	57 WMAC 39.14
6	Kalin, Melinda	57 SOBA 44.66
7	Poirier, Cheryl L	55 OREG 47.00
8	Domb, Bina	56 PCAT 54.74

Heat 10 of 30 Finals		
1	Bronson Raives, Sheila	56 SCAQ 35.90
2	Smith, Robin M	58 NOVA 35.01
3	Meyer, Kim	55 SCAQ 34.08
4	Shonkwiler, Gwen S	56 SNM 34.00
5	Neal, Sue	58 NOVA 34.00
6	Siegel, Christine L	56 SDSM 34.13
7	James, Katy	58 ARIZ 35.77
8	Saul-Zachau, Joanne	55 LVM 36.00

Heat 11 of 30 Finals		
1	Wheeler, Barbara C	56 TAM 33.00
2	Hilpert, Bess	58 TXLA 32.53
3	Terhorst, Hermine M	55 SRM 31.25
4	Granger, Traci S	55 LAPS 30.00
5	Hibben, Veronica	57 UCLA 30.62
6	Kryka, Nancy	58 SYSM 32.36
7	Nisman, Ronda	59 MOST 32.91
8	Kirkpatrick-Reno, Nancy	58 CVMM 33.53

Heat 12 of 30 Finals		
1	Cunningham, Nancy B	52 PDSC 36.78
2	Campagna, Janice M	53 OREG 35.31
3	Apple, Mali A	50 SRM 34.78
4	Kalk, Karin M	50 MVN 34.62
5	Latt, Melissa J	50 SCAQ 34.70
6	Ferry, Kelly	53 MSCA 34.79
7	Salas, Maria A	50 SDSM 36.00
8	Sotelo, Sophia S	52 WCM 37.00

2013 Marriott USMS Summer Nationals
Marguerite Aquatic Center
Meet Program - Saturday, August 10, 2013

Heat 13 (#28 Women 50 LC Meter Freestyle)

1	Coffee, Cassandra	52 NBA	33.93
2	Christensen-Rembach, Nicole	52 DADS	32.75
3	Vernallis, Kayley N	53 ROSE	32.33
4	Stokes, Karin E	52 NEM	31.89
5	Dodd, Dina	50 NSA	32.07
6	Groselle, Laura L	53 SYSM	32.39
7	Curran, Margee M	52 WCM	33.70
8	Burton, Kim L	51 MVN	34.49

Heat 14 of 30 Finals

1	Schoenneman, Lisa L	51 SCA	31.33
2	Major, Becki P	50 ARIZ	31.08
3	Cleavenger, Becky	50 CVMM	29.65
4	Dahl, Lisa A	52 PSM	28.58
5	Osborne, Katie	50 NOVA	29.54
6	Edwards, Kris E	52 BGWM	30.77
7	Jenkins, Valerie G	50 OREG	31.18
8	Ettelson, Claudia	52 SDSM	31.49

Heat 15 of 30 Finals

1	Jansen, Eva	47 PDSC	42.67
2	Greedy, Lisa G	49 PCAT	35.72
3	Gomez, Mika A	46 NOVA	34.61
4	Rinehardt, Nicole	49 RYM	33.76
5	Boyle, Catherine M	47 LOM	34.12
6	Burch-Ascencio, Jennifer A	47 MVN	35.01
7	Williams-Dalgaard, Margaret E	46 MVN	36.50
8	Dilley, Brenda K	49 CMS	45.30

Heat 16 of 30 Finals

1	Sondag, Lynn S	45 TAM	33.48
2	Qualls-Kalafut, Mary E	48 GAJA	32.73
3	Stiles, Jasmine	47 SDSM	31.93
4	Batcheller, Jennifer A	45 MVN	31.70
5	Ditzler, Kristy	49 TXLA	31.80
6	Tomley, Patty A	46 SWOM	32.25
7	Campbell, Trin A	49 FAST	32.98
8	Richell, Kelly A	48 MVN	33.51

Heat 17 of 30 Finals

1	Rietz, Heather	45 META	30.96
2	Godges, Arlette A	49 SCAQ	30.16
3	Welting, Lauren K	48 TOC	29.24
4	Willeboordse, Fall	47 BCTM	27.72
5	Sappey, Collette H	49 CMS	29.00
6	Asch, Jill M	47 OREG	30.01
7	Jacobson, Kendal R	47 TXLA	30.65
8	Sterzer, Robin S	49 WAMS	31.62

Heat 18 of 30 Finals

3	Serrano, Heather K	40 MVN	38.10
4	Konopka, Beata M	44 CVMM	33.45
5	Belsky, Marjorie E	42 LVM	36.90
6	Greene, Dana M	44 NCMS	38.46

Heat 19 of 30 Finals

1	Driver, Dawne N	40 MVN	33.44
2	Segraves, Ann M	42 MVN	33.02
3	Fitzpatrick, Suzi E	42 MVN	32.99
4	Condor-Fisher, Sarah P	41 OCC	32.00
5	Wegner, Karin M	41 LVM	32.97
6	Hernandez, Amy B	43 MVN	33.01
7	Bachtiger, Jasmine	44 RHMS	33.20
8	Carter, Kelly	44 MVN	33.44

Heat 20 of 30 Finals

1	Maki, Christine D	43 CTSM	31.54
2	Shinnick, Christy	44 CTSM	31.20
3	Tate, Julie H	41 UTAH	30.80
4	Parker, Alycia M	42 MYST	30.10
5	Lugassy, Heather	43 TAM	30.50
6	Lloyd, Kimberly K	41 NEM	31.03
7	Rublein, Susanne P	43 MAM	31.25
8	Garcia, Pauline	41 RMST	31.55

Heat 21 of 30 Finals

2	Wilson, Sonia C	39 NOVA	34.97
3	Pearson, Loren J	38 TVM	33.60
4	Buhler, Alexis L	35 SOBA	33.00
5	Pinto, Rachel R	36 SSBM	33.54
6	Kalas, Pamela	37 UBC	33.77
7	Romo, Karen	37 UNAT	35.50

Heat 22 of 30 Finals

1	Keeler, Susan E	35 WCM	31.55
2	Cybulskis, Astrid A	39 NOVA	31.00
3	Szekeres, Naomi O	35 SFTL	30.17
4	Inada, Noriko	35 PHX	27.33
5	Glenn, Katie	37 STAN	29.40
6	Panzram, Addy L	36 CARS	30.50
7	Maroudis, Kristina M	38 SDSM	31.25
8	Encheff, Lana	35 NOVA	32.11

Heat 23 of 30 Finals

1	Skudlarski, Valerie M	33 MYST	33.36
2	Boor, Dayna	33 PCAT	32.70
3	Bronson, Jenifer L	32 SCAQ	32.47
4	Andrus, Megan M	32 SCAQ	31.50
5	Perrey, Jenny	33 NOVA	32.00
6	Sontag, Jen	31 RMST	32.50
7	Herf, Lindsay	34 PHX	32.73

Heat 24 of 30 Finals

1	Edelman, Jacqueline D	33 SDSM	31.36
2	Grover, Mollie K	32 TERR	29.47
3	Watanabe, Naoko	31 TOC	28.93
4	Urbatchka, Lindsey E	30 MMAC	28.47
5	Vorrasi, Catherine M	30 ARIZ	28.89
6	Lastfogel, Laura L	31 SFTL	29.27
7	Ryan, Aleah M	30 SON	30.09
8	DeFelice, Heather M	34 SDSM	31.40

Heat 25 of 30 Finals

3	Cleverly, Adrienne J	24 CVMM	40.00
4	Davis, Alicia A	24 ARIZ	33.15
5	Jimenez, Alejandra	23 ROSE	34.68
6	Tomlinson-Macias, Rachel E	29 HMS	55.00

Heat 26 of 30 Finals

1	Gottschling, Caroline	25 UCI	35.95
2	Brown, Dannelly W	28 SDSM	35.00
3	Schumacher, Jen M	28 NOVA	32.93
4	Gustafson, Christina	26 SCAQ	32.30
5	Rezai, Natasha	27 UNAT	32.30
6	Goede, Rachel	29 ARIZ	35.00
7	Yung, Lisa J	27 RMDA	35.26
8	Goode, Abigail C	26 SDSM	38.07

Heat 27 of 30 Finals

1	Gutierrez, Sarah M	27 LOM	32.00
2	Lapinskas, Christina	28 SCAQ	30.50
3	Harlow, Megan M	26 DAMM	30.10
4	O'Donnell-McCarthy, Fiona	26 TOC	29.92
5	Church, Melissa	25 MVN	30.00
6	Amundson, Heidi M	29 SDSM	30.36
7	Church, Jennifer	26 MVN	31.20
8	Bartlett, Elisabeth L	27 WH2O	32.10

Heat 28 of 30 Finals

1	Sitarz, Rachel A	29 ISWM	28.98
2	Martz, Courtney	25 NOVA	28.76
3	Ferritto, Elaine M	28 SCAQ	28.50
4	Hernandez, Sarah M	29 DAM	27.70
5	Gill, Meg B	28 TOC	28.49
6	Harrigan, Kelly M	29 MMAC	28.65
7	Taylor, Vicki	28 TVM	28.88
8	Moore, Maki	28 LVM	29.00

Heat 29 of 30 Finals

1	Ciraulo, Diana	20 UCLA	32.00
2	Walker, Gabby L	24 MVN	31.81
3	Danny, Jordan S	22 SCMC	31.00
4	Shockey, Kayla	19 UNAT	30.38
5	Andrews, Jewelz K	20 NOVA	30.71
6	Rosas, Erin N	24 CVMM	31.00
7	Tate, Haylee A	19 UTAH	32.00
8	Rudy, Jeena I	20 SFTL	32.77

Heat 30 of 30 Finals

1	Lecaroz, Melanie C	23 UNAT	29.47
2	Gehrich, Megan N	20 MVN	29.34
3	Soule, Lise	23 UNAT	27.54
4	Howanitz, Jace C	23 RMST	27.31
5	Zimmer, Meghan F	24 OREG	27.39
6	Colesen, Kierstin H	22 UCI	29.23
7	Masehi-Lano, Jacqueline J	19 CTM	29.42
8	Curran, Hope R	19 WCM	29.70

2013 Marriott USMS Summer Nationals
Marguerite Aquatic Center
Psych Sheet - Saturday, August 10, 2013

#29 Men 200 LC Meter Breaststroke

Name	Age	Club	Seed Time
1 Thompson, Austen L	23	ARIZ	2:13.50
2 Burckle, Christopher C	25	ARIZ	2:15.00
3 West, Steve	41	NOVA	2:19.01
4 Yung, Cejih J	28	PSM	2:28.68
5 Deery, Kyle B	29	SYSM	2:28.85
6 Sonsteng, Patrick J	21	MVN	2:29.00
7 Chereukhin, Vyacheslav	26	NEM	2:30.00
8 Gans, Egan	27	TOC	2:30.00
9 Martinez Quintanilla, Jordi	32	NEM	2:30.68
10 Guthrie, David M	53	TXLA	2:32.55
11 Lentz, Graham M	29	TOC	2:33.10
12 Acosta, Joel A	25	SFTL	2:35.67
13 Doherty, Kevin J	40	CMS	2:38.43
14 Schmidt, Matthew B	35	WH2O	2:39.00
15 Eisenhuth, Matthew S	39	CMS	2:39.40
16 Murphy, Patrick J	28	WH2O	2:40.00
17 Swick, John T	30	ARIZ	2:40.70
18 Magee, Mark A	45	LVM	2:42.59
19 Colella, Rick	62	PSM	2:42.84
20 Olver, Brian J	36	WH2O	2:43.25
21 Benoit, Matthew	26	TOC	2:45.00
22 Scott, Greg C	54	CMS	2:45.30
23 Bachtiger, Walter M	40	RHMS	2:45.45
24 David, Emmanuel	33	CMS	2:46.01
25 Evans, David L	52	ARIZ	2:46.66
26 Stori, Mark D	48	CHGO	2:48.00
27 Von Hoffmann, Gerard	57	NOVA	2:48.50
28 Helgason, Tryggvi	50	SCMC	2:48.50
29 Holland, David A	55	WMAC	2:49.00
30 Hooper, James C	42	MSBC	2:49.67
31 Miller, Kyle A	19	MMAC	2:50.05
32 Fiser, Graeme A	47	SFTL	2:50.13
33 Sullivan, Scot A	47	OREG	2:50.53
34 Miller, Tim	50	STAN	2:50.88
35 Walikis, Robert J	47	T-26	2:50.93
36 Gallagher, Douglas J	37	XCEL	2:51.33
37 Jackson, Scott J	38	NOVA	2:51.44
38 Kelca, Brian E	53	LAPS	2:51.60
39 Phillips, Daniel L	50	PSM	2:52.00
40 Esko, Kevin L	47	PSM	2:52.20
41 Levy, Grant A	51	SCAQ	2:52.30
42 Zhai, Eric	32	BCTM	2:53.00
43 Ganiyev, Doston	26	CMS	2:53.00
44 Thompson, Anthony G	49	MOVY	2:54.59
45 Collins, Michael D	47	NOVA	2:55.18
46 Huggins, Dale R	41	TXLA	2:55.23
47 Vargas, Daniel	53	ARIZ	2:55.50
48 Koehler, Doug J	47	CVMM	2:55.54
49 Waud, Timothy P	46	OREG	2:55.68
50 Durieux, Chad A	34	ROSE	2:56.14
51 Borgese, Joseph	29	UNAT	2:56.92
52 Jones, Kenton R	46	SDSM	2:56.99
53 Mc Bride, Patrick F	44	USF	2:57.42
54 Daene, Markus	34	TVM	2:57.60
55 Adamavich, Doug P	44	MMAC	2:58.50
56 Matysek, Jim	54	SYSM	2:59.59
57 Pandya, Yatindra	33	SDSM	2:59.72
58 Neville, Richard	57	FAST	3:00.00

59 Anderson, Jay	57	MINN	3:00.00
60 Nalli, Lyle A	53	PSM	3:00.00
61 Newbegin, Brian	44	SCAQ	3:00.00
62 Blatt, Michael J	58	VCM	3:00.75
63 Holmberg, Tom	55	IM	3:00.86
64 Mench, Lee E	61	SDSM	3:01.00
65 Steenhuis, Harm-Jan	46	SWAT	3:01.39
66 Young, Chad R	49	WH2O	3:02.00
67 Baird, Jeff A	54	PHX	3:02.34
68 Kolarov, Michael C	41	MVN	3:03.33
69 Ripic, Steve	40	MVN	3:03.75
70 Shim, Pete	41	NOVA	3:03.85
71 Stietzel, Kent J	44	MELO	3:04.58
72 Juiris, Peter	39	UNAT	3:04.77
73 Seagraves, Bob A	57	RRM	3:04.81
74 Procton, Bruce	52	NCMS	3:05.00
75 Peterson, Marlow D	53	MVN	3:05.12
76 Martin, Michael G	54	ROSE	3:05.52
77 Jones, Philip W	45	AGM	3:06.48
78 Clemmons, Jim	63	MAM	3:06.50
79 Richey, Steven C	53	MOST	3:07.25
80 Mc Ginley, Patrick B	50	ROSE	3:08.68
81 Charpentier, Christophe	45	ASNL	3:09.37
82 Frogley, Terry	43	SDSM	3:09.92
83 Tse, Ken	43	MVN	3:10.00
84 Weissert, Toby	55	NOVA	3:10.00
85 Bovard, Ralph S	61	MINN	3:10.70
86 Skelly, Drew K	47	ROSE	3:11.16
87 Jaffee, Laurence T	53	LVM	3:12.00
88 Morales, Vincent D	56	NCSM	3:12.00
89 Turocy, Gregory	50	O*H*	3:13.23
90 Jaubert, Marcel	49	SMS	3:13.27
91 Selna, Mike	65	NOVA	3:13.50
92 Barker, Douglas C	50	MVN	3:13.71
93 Tyminski, Robert	38	BGWM	3:15.00
94 Downs, George R	75	CMS	3:15.00
95 Heden, Greg	39	MMAC	3:15.00
96 Miller, Christopher	50	ROSE	3:15.10
97 Komissarov, Andrey A	53	SDSM	3:16.00
98 Peterson, Steven B	67	PSM	3:16.20
99 Sandvig, Justin K	36	MVN	3:16.45
100 Gildea, David R	70	MELO	3:17.23
101 Abounassar, Michael	38	ROSE	3:18.00
102 Freshley, Mike R	72	SDSM	3:18.02
103 Andersen, Peter	70	SDSM	3:18.45
104 Mc Gregor, Cary D	63	MAM	3:18.47
105 Keim, John	38	ROSE	3:18.55
106 Gemmill, Dave G	66	PHX	3:18.80
107 Reed, Ed	70	CTMS	3:18.82
108 Thomas, Mark	52	BLU	3:19.48
109 Bohan, Richard P	62	BERK	3:20.00
110 Osborne, Jonathan	19	MVN	3:20.00
111 Bartfay, Joseph V	41	NOVA	3:20.00
112 Heins, Barry	57	RGSC	3:21.53
113 Martin, Michael P	53	UNAT	3:22.60
114 Heyes, Greg W	59	LAPS	3:24.50
115 Freitas, Stephen	48	MVN	3:25.00
116 Turbin, Alan	62	SCAQ	3:25.00
117 Weber, Rob	55	UNAT	3:25.00
118 Dauser, John W	57	NOVA	3:25.13
119 Anderson, Robert L	58	PCCM	3:25.14

120 Vehovec, Henry	55	NOVA	3:25.70
121 Sundius, David	55	SOBA	3:26.00
122 Abrami, John F	53	SBM	3:26.55
123 Burns, Howard W	62	MVN	3:27.57
124 Schmitt, Eric J	63	NOVA	3:27.60
125 Jochim, Christian	65	QSS	3:30.00
126 Walsh, Bill	56	SDSM	3:30.00
127 Derr, John M	64	VCM	3:30.00
128 Ono, Satoshi	39	ROSE	3:34.65
129 Parlett, Duncan J	51	NOVA	3:35.44
130 Millard, John B	70	MVN	3:35.61
131 Hamilton, Raymond H	70	AKMS	3:35.82
132 Fulljames, Rick C	62	LVM	3:36.11
133 Murray, Allen K	69	UCI	3:36.13
134 Nelson, Robert H	66	MESC	3:36.82
135 Robinson, Keith A	55	UNAT	3:40.66
136 Arrow, Alexander K	42	MVN	3:42.00
137 Schlup, Patrick	73	UCI	3:48.00
138 Gallagher, Drury J	75	XCEL	3:48.00
139 Colonnese, Michael A	69	MVN	3:48.85
140 Lauritano, Giuseppe A	40	SDSM	3:49.21
141 Chin, Steven	52	NOVA	3:50.00
142 Best, Bob	81	SDSM	4:00.00
143 Clepper, Al	50	SDSM	4:00.00
144 Lassonde, Nick	32	ROSE	4:01.43
145 Fleming, Jack C	78	USF	4:05.44
146 Johnson, Lloyd G	73	CVMM	4:09.94
147 Bailey, Douglas N	71	MVN	4:10.00
148 Schmid, Dan P	46	MVN	4:10.00
149 Boyle, Michael F	62	RMST	4:15.77
150 Galletly, Sandy	71	VMST	4:20.89
151 Stupfel, Norman E	81	WCM	4:30.90
152 Hubach, Eric	80	SDSM	4:32.61
153 Haines, William W	76	SDSM	4:49.00
154 Coles, Bill	78	SDSM	4:56.00
155 Rudloff, G Edward	90	TOC	5:00.00
156 Soroka, Donald	81	RHMS	5:17.68
157 Farrell, Ed L	81	MVN	5:20.00
158 Hahm, Martin R	72	PHX	5:30.28

#30 Women 200 LC Meter Breaststroke

Name	Age	Club	Seed Time
1 Lewis, Cynthia J	38	WIND	2:40.57
2 Hengels, Hallie M	19	SCAQ	2:43.00
3 Hughes, Olivia	19	MVN	2:43.11
4 Blackburn, Lisa	42	T2NM	2:44.44
5 Glenn, Katie	37	STAN	2:48.00
6 Seider, Wenke K	44	OJAI	2:49.37
7 Reid, Mary K	19	SCAQ	2:50.00
8 Beal, Kristy	24	SCAQ	2:54.55
9 Liotta, Ashley	34	PHX	2:55.62
10 Day, Nadine K	43	UNAT	2:59.33
11 Cook, Carri E	26	LBSU	3:00.00
12 Brown, Adrienne M	28	SBM	3:00.00
13 Martinez Borobio, Esther	31	NEM	3:02.20
14 Carlson, Jennifer M	34	RMST	3:03.45
15 Weiss, Sharon M	51	SNM	3:03.62
16 Jacobson, Kendal R	47	TXLA	3:04.08
17 Sontag, Jen	31	RMST	3:05.00
18 Tonelli, Marlena L	25	CHGO	3:05.50
19 Cook, Jenny L	55	UCLA	3:06.56

**2013 Marriott USMS Summer Nationals
Marguerite Aquatic Center
Psych Sheet - Saturday, August 10, 2013**

#30 ... (Women 200 LC Meter Breaststroke)					
20 Capizzi, Stefanie	26 ROSE	3:07.03	79 Nash, Betsy	58 LOM	3:55.00
21 Crabbe, Colette M	57 OREG	3:08.66	80 Redwine-Baker, Roxanne J	54 OREG	3:55.55
22 Lastfogel, Laura L	31 SFTL	3:08.89	81 Bloomfield, Sue A	61 WMST	3:57.68
23 Good, Tricia	42 CMS	3:10.00	82 Mitchell, Alison A	59 MVN	3:58.17
24 Duggan, Karen L	43 WCM	3:10.00	83 Cambra-Brungard, Jeanne	61 LOM	3:58.97
25 Schick, Lori A	50 SFTL	3:10.05	84 Belsky, Marjorie E	42 LVM	3:59.00
26 Gellatly, Jill E	46 COOG	3:10.29	85 Cavaliero, Kelli	51 MVN	4:00.00
27 Johnson, Jennifer G	30 UCI	3:10.81	86 Royal, Abby L	37 ROSE	4:00.35
28 Dawson-Cook, Susan E	50 ARIZ	3:12.10	87 Lindsey, Connie	61 MOST	4:03.60
29 Simmons, Cheryl A	46 ROSE	3:12.23	88 Foster, Susan B	51 ARIZ	4:07.33
30 Ksiazek, Kendra	32 SDSM	3:12.83	89 Schueckler, Leslie	58 BSM	4:20.00
31 Perrey, Jenny	33 NOVA	3:15.00	90 Moore, Elizabeth	38 INDY	4:27.18
32 Greedy, Lisa G	49 PCAT	3:15.15	91 Gillies, Judy L	65 ARIZ	4:30.65
33 Daniels, Christina L	24 NOVA	3:16.81	92 Smath, Meg	57 SKY	4:34.36
34 Lambert, Megan	21 CTSM	3:17.64	93 Kight, Betty G	72 MOST	4:35.62
35 Paz, Stella A	29 SDSM	3:17.77	94 Jaffe, Kristin N	75 SLN	4:36.00
36 McEwen, Katie T	42 NOVA	3:17.90	95 McKinley, Maureen M	60 NOVA	4:40.00
37 Lauzon, Chantal H	40 NOVA	3:18.43	96 Anderson, Linda J	65 PHX	4:50.00
38 Stiles, Jasmine	47 SDSM	3:19.11	97 Arnold, Patricia F	74 SMS	4:55.02
39 Rublein, Susanne P	43 MAM	3:20.00	98 Charles, Michelle K	53 PHX	5:00.00
40 Maccurdy, Krissy	61 PCAT	3:20.45	99 Haworth, Joyce M	76 WCM	5:25.45
41 Jaunzeme, Andra	60 WH2O	3:22.00	100 Raman, Marie E	57 PHX	6:00.24
42 Konopka, Agnes M	24 CVMM	3:22.55	101 Byrnes, Ilse M	86 USF	7:00.00
43 Bunch, Brigid J	50 ARIZ	3:22.80			
44 Kramer, Stephanie	39 NOVA	3:23.58			
45 Staub, Caroline S	34 NOVA	3:24.97			
46 Sotelo, Sophia S	52 WCM	3:25.00			
47 Dodd, Kara	21 NSA	3:25.18			
48 Khalil, Heidi G	42 ROSE	3:26.99			
49 Magnusson, Kristine K	23 ROSE	3:27.00			
50 Segraves, Ann M	42 MVN	3:27.59			
51 Koehler, Deanna C	44 CVMM	3:27.70			
52 Schaal, Shlomit	43 SKY	3:29.57			
53 Bartlett, Elisabeth L	27 WH2O	3:29.75			
54 Stutz, Kathleen J	31 SYSM	3:29.79			
55 Barry, Robin B	46 LVM	3:30.00			
56 Ferguson, Ellen	51 OREG	3:30.00			
57 Wegner, Karin M	41 LVM	3:31.21			
58 Volz, Kristin R	40 SFTL	3:31.36			
59 Bickert, Monika	37 MVN	3:32.72			
60 Dodd, Dina	50 NSA	3:34.66			
61 Wheeler, Barbara C	56 TAM	3:35.00			
62 Kohn, Catherine K	60 SLAM	3:35.20			
63 Melrose, Heather	40 BGWM	3:36.80			
64 Herf, Lindsay	34 PHX	3:37.00			
65 Nakayama-Simpson, Lisa M	49 SDSM	3:37.18			
66 Dolan LaMar, Diana	56 SDSM	3:39.96			
67 Bulman, Robin A	48 SRM	3:40.00			
68 Leilich, Joann	74 WMST	3:40.00			
69 Bailey, Tracey L	47 SCMC	3:40.60			
70 Barnea, Daniela	69 STAN	3:43.30			
71 Campagna, Janice M	53 OREG	3:49.00			
72 Alexander, Martha A	64 WCM	3:49.40			
73 Weissman, Deanne R	51 MVN	3:49.51			
74 Krugman, Elaine	51 GAJA	3:49.76			
75 Morgan, Kimberly	46 ROSE	3:50.98			
76 Seaton, Jessica W	60 WH2O	3:52.00			
77 Gettling, Janet	65 OREG	3:53.98			
78 Williams, Anne H	75 SDSM	3:54.02			



What is *iSwimCoach.net*?

It is the only database of workouts that allows you to use filtering criteria to find workouts written by coaches you select.

Swimmers – Are you tired of looking at page after page after page of search results just to find the one workout you like and want to do today? Visit our site to search through the workout files posted on *iSwimCoach.net* by our coach contributors, find the specific type of workout or workouts you need, then download them to your computer for just 99¢ per Workout file.

Drop-down menus allow you to search by Coach Name, Group, Physio-Type, Stroke, and/or Time of Season.

Coaches - Have you created great workouts that would benefit other coaches, swimmers and triathletes? Want to reach more people and receive a commission for your work?

It's easy! Write your workouts in Word or Excel, or save as .PDF files, add a short description of the workout, such as what you wanted your athletes to accomplish in that workout, then upload the files to us. They'll be posted on *iSwimCoach.net*, where they can be downloaded for just 99¢ per file. You, as the contributing coach, will receive a 25¢ commission each time one of your submitted workout files is purchased through *iSwimCoach.net*. Register on-line now (at no cost to you!) and start uploading your workouts **TODAY!!!**



TAKEITLIVE.TV

-FREE ON-DEMAND VIDEO @ TAKEITLIVE.TV

Free On Location INSTANT Video Review

Attach to WIFI: TakeItLive Video Review

Password: watchnow

Open Web Browser To: 10.10.10.10

Review Video

SPONSORED BY:
SOUTHERN PACIFIC MASTERS SWIMMING

Day 5 – Sunday, August 11

Warm-up

6:00 a.m.-7:50 a.m.

Check-in Deadline for Day 5

The following are positive check-in events. Check-in may be done in person at the registration area or online at usms.org.

Sun., August 11	200 butterfly 400 freestyle	7:00 a.m.
-----------------	--------------------------------	-----------

PLEASE NOTE:

If you do not check in by the deadline, you will not be seeded; there are no exceptions.

Meet Start Time

8:00 a.m.

Men	Event	Women
35	200 butterfly	36
37	100 freestyle	38
39	50 backstroke	40
41	400 freestyle	42

2013 Marriott USMS Summer Nationals
Marguerite Aquatic Center
Psych Sheet - Sunday, August 11, 2013

#35 Men 200 LC Meter Butterfly

Name	Age	Club	Seed Time
1 Montgomery, Payne M	22	STAN	2:03.80
2 Cridland, Tanner K	20	MVN	2:05.67
3 Weisbecker, Brian T	19	MVN	2:08.59
4 Baker, Dennis G	52	OREG	2:14.83
5 Proffitt, Jordan D	32	SKY	2:15.56
6 Ryan, Keith	29	SON	2:16.90
7 Magee, Mark A	45	LVM	2:17.01
8 Zeruhn, Bernie	42	NOVA	2:17.20
9 Shaffer, Mike G	48	VCM	2:17.63
10 Sway, David A	40	USF	2:17.99
11 Wadley, Wadley	34	WH2O	2:19.73
12 Sorensen, Michael J	45	AKMS	2:20.00
13 Yntema, Douwe	24	TOC	2:20.00
14 Doherty, Kevin J	40	CMS	2:20.59
15 Riahi, Sina	19	MVN	2:21.38
16 Mendez-Ramirez, Libardo A	40	SDSM	2:24.00
17 Delgado, Roberto E	38	NOVA	2:25.00
18 Sauer, Jim	56	TXLA	2:27.65
19 Melanson, Edward L	51	CMS	2:27.68
20 Hafner, Paul A	53	ARIZ	2:28.54
21 Arndt, Matthew E	29	NOVA	2:29.59
22 McWhorter, Michael C	40	TOC	2:30.00
23 Gunnell, Steve	43	MVN	2:30.03
24 Valle, Marc A	39	ARIZ	2:30.91
25 Kroupa, Andy S	44	BLU	2:33.80
26 Fischer, Andy	46	SFTL	2:34.00
27 O'Brien, Kerry L	56	WCM	2:34.89
28 Lucero, Michael D	43	ROSE	2:35.53
29 Malone, Kenneth G	49	UNAT	2:36.63
30 Booth, Mike	52	ARKM	2:37.29
31 Pandya, Yatindra	33	SDSM	2:38.68
32 Sax, William C	44	GMUP	2:40.00
33 Hall, Alexander D	42	WH2O	2:41.00
34 Dodson, Phil L	60	IM	2:42.39
35 Borton, Dan	45	ROSE	2:43.14
36 Tujo, Christian F	42	OREG	2:44.50
37 Goler, Jonathan A	33	NOVA	2:45.00
38 Lautman, Scott M	61	BWAQ	2:45.60
39 Sikora, Rod	53	DAMM	2:46.03
40 Vandam, David K	58	TXLA	2:47.77
41 Leishman, Brian	32	MVN	2:48.00
42 Andrews, Ryan	31	NOVA	2:48.43
43 Jaffee, Laurence T	53	LVM	2:48.50
44 Merlo, Mark W	35	NOVA	2:49.13
45 Jaffee, Alec A	19	LVM	2:49.90
46 Ozun, Sabri	50	LVM	2:50.00
47 Stanley, Bradford	53	SCA	2:50.00
48 Engelskirchen, Adam G	45	TAM	2:50.00
49 Ferroggiaro, Fred	60	TOC	2:50.00
50 Vargas, Daniel	53	ARIZ	2:51.08
51 Wasko, Frank A	53	NOVA	2:51.90
52 Lanterman, Scott J	48	MVM	2:52.00
53 Weissert, Toby	55	NOVA	2:54.00
54 Daene, Markus	34	TVM	2:54.50
55 Skelly, Drew K	47	ROSE	2:55.79
56 Matysek, Jim	54	SYSM	2:55.84
57 Ockerman, Jeff	58	NASH	2:56.07
58 Schaal, Maor	45	SKY	2:57.14

59 Jacobs, Vernon E	53	CMA	2:57.40
60 Kerns, Hubie	64	VCM	2:59.54
61 Gooding, Jack	60	ARKM	2:59.56
62 Baird, Fred C	65	UTAH	3:00.00
63 Behun, Bill G	62	SDSM	3:02.02
64 Sanchez, Ralph	23	ROSE	3:02.38
65 Wilson, Grant	56	NOVA	3:05.70
66 Rudloff, Edward	66	TOC	3:08.34
67 Pash, Gregory C	66	MICH	3:09.61
68 Lawrie, Bruce	62	MVN	3:10.10
69 Bernard, Alan D	64	TAM	3:10.54
70 Martinez, Jorge E	66	SDSM	3:19.27
71 Mc Gregor, Cary D	63	MAM	3:19.57
72 Rysdon, Jon C	62	IM	3:21.00
73 Sundius, David	55	SOBA	3:26.00
74 Larson, Charles A	61	WH2O	3:32.09
75 Kruger, Mark	52	NOVA	3:33.00
76 Willis, Gregory B	65	LAPS	3:35.09
77 Stedry, Stephen P	62	ROSE	3:35.99
78 Shaw, James F	72	RINC	3:55.00
79 Williams, Frank	73	SDSM	3:55.00
80 Downs, George R	75	CMS	4:00.00
81 Crowe, Kevin J	51	SCAQ	4:00.00
82 Halff, Henry M	71	MOST	4:09.69
83 Swiger, Ralph B	57	VMST	4:11.03
84 Pastor, Alvaro	67	BAM	4:12.12
85 Fasbender, Barry A	76	STAN	4:21.31
86 Fleming, Jack C	78	USF	4:25.56
87 Ronay, Peter E	71	ROSE	4:29.27
88 Richardson, Walter P	70	MOVY	4:29.50
89 Hayward, David S	53	NOVA	4:30.00
90 Kovary, Steven A	72	LBG	5:00.00
91 Hahm, Martin R	72	PHX	5:03.98
92 Miller, Jamie A	59	NCMS	5:43.20
93 Grohe, William E	80	USF	7:07.57

#36 Women 200 LC Meter Butterfly

Name	Age	Club	Seed Time
1 Gehrich, Megan N	20	MVN	2:23.71
2 Rowe, Luane	24	TVM	2:25.46
3 Modrov, Priscilla A	25	BUMS	2:28.00
4 Blackburn, Lisa	42	T2NM	2:28.77
5 Pearson, Sian	23	MVN	2:31.90
6 Murray, Elizabeth Murray P	21	SCAQ	2:32.00
7 Gill, Meg B	28	TOC	2:32.39
8 Masehi-Lano, Jacqueline J	19	CTM	2:33.86
9 O'Brien, Charlene A	57	WCM	2:35.00
10 Day, Nadine K	43	UNAT	2:36.13
11 Rutemiller, Shoshanna J	23	ARIZ	2:40.00
12 Ferritto, Elaine M	28	SCAQ	2:40.00
13 Young, Charley	26	UCLA	2:40.59
14 Williams, Susan R	44	CMS	2:45.00
15 Tогias, Anna	28	NOVA	2:46.00
16 Friedlander, Rebecca L	47	CMS	2:48.37
17 Granger, Traci S	55	LAPS	2:55.00
18 Andrus, Megan M	32	SCAQ	2:55.00
19 Vanderpoel, Nicole L	49	CMS	2:56.50
20 Capizzi, Stefanie	26	ROSE	2:57.08
21 Walker, Sarah E	29	CMS	2:58.78
22 Merlo, Ashley	32	NOVA	3:05.00
23 King, Rebecca L	33	SMS	3:05.03

24 Brown, Denise H	54	MICH	3:09.16
25 Fernández, Ámbar	24	CFSC	3:10.21
26 Vernallis, Kayley N	53	ROSE	3:13.49
27 Braden, Cindy J	50	SBM	3:15.00
28 Hawes, Liz A	37	SBM	3:15.00
29 Ciraulo, Christie	60	UCLA	3:17.45
30 Koehler, Deanna C	44	CVMM	3:22.89
31 Andrade, Rosana	53	MOST	3:23.03
32 Nisman, Ronda	59	MOST	3:24.63
33 Karlin, Olivia	49	WH2O	3:25.00
34 Lerude, Stephanie	50	SNM	3:26.54
35 Yanco, Colleen M	54	NOVA	3:28.00
36 Moyer, Catherine J	33	SDSM	3:28.66
37 Zawistoski, Lisa W	44	COTO	3:28.87
38 Cough, Heidi M	32	NOVA	3:30.00
39 Ho, Judy	28	ROSE	3:31.91
40 Sorensen, Susan	44	SNM	3:35.64
41 Neville, Cathy V	56	SDSM	3:35.80
42 Ishii, Stefanie H	46	LVM	3:39.00
43 Lassonde, Kristin	31	ROSE	3:39.74
44 Hilpert, Bess	58	TXLA	3:39.78
45 Staub, Caroline S	34	NOVA	3:41.85
46 Kohn, Catherine K	60	SLAM	3:43.76
47 Braaten, Kitten	58	VMST	3:44.32
48 Gettling, Janet	65	OREG	3:46.12
49 Welch, Sarah	66	PSM	3:46.91
50 Atkinson, Karen E	38	NEM	3:47.02
51 Larson, Linda L	58	SFTL	3:51.95
52 Barnea, Daniela	69	STAN	3:55.00
53 Lindsey, Connie	61	MOST	3:57.94
54 Quinn, Phyllis E	58	TOC	3:58.47
55 Thornton, Kim S	61	NOVA	3:59.58
56 Volz, Kristin R	40	SFTL	4:05.17
57 Mayhew, Chris	60	MOST	4:12.09
58 Cuero, Patricia S	44	MOST	4:15.00
59 Meldrum, Laura G	60	SDSM	4:28.59
60 Callaway, Linda	60	MOST	4:48.15
61 Krugman, Elaine	51	GAJA	5:00.00
62 Hlavacek, Ida M	71	VMST	5:01.19

2013 Marriott USMS Summer Nationals
Marguerite Aquatic Center
Meet Program - Sunday, August 11, 2013

#37 Men 100 LC Meter Freestyle

Lane	Name	Age	Club	Seed Time
Heat 1 of 40 Finals				
2	Wolle, Jordan B	85	SDSM	2:00.00
3	Hubbard, Donald J	86	SDSM	1:48.00
4	Piemme, Frank	88	MVN	1:31.00
5	Cornell, John E	86	FACT	1:56.31
6	Schmidt, Jurgen B	90	MVN	1:55.59
7	McKinley, Howard M	92	TOC	2:35.01
Heat 2 of 40 Finals				
1	Kimball, Ken	83	SDSM	1:50.58
2	Baker, Donald J	82	SDSM	1:49.90
3	Beach, Robert E	83	SPM	1:40.00
4	Shechter, Stanley J	81	AGUA	1:18.30
5	Conkey, Jim	82	SNM	1:44.50
6	Graef, Rudolf	82	MVN	1:50.00
7	Stewart, Jim M	72	MVN	1:29.43
Heat 3 of 40 Finals				
1	Smethurst, Everett W	78	NOVA	1:35.40
2	Charlton, Allan	76	MICH	1:25.00
3	Rauch, Will	79	LVM	1:24.00
4	Van Horn, William G	75	TOC	1:14.00
5	Blake, William V	76	MOST	1:24.20
6	Haines, William W	76	SDSM	1:30.00
7	Hall, Floyd S	72	MOVY	1:21.00
8	Johnson, Lloyd G	73	CVMM	1:26.47
Heat 4 of 40 Finals				
1	Bell, John L	71	UNAT	1:19.64
2	Novell, Ken	71	VMST	1:14.55
3	Andersen, Peter	70	SDSM	1:11.75
4	Lodwig, Keefe L	70	SYSM	1:05.95
5	Burns, Richard	70	TAM	1:07.00
6	Gildea, David R	70	MELO	1:13.49
7	Walker, Larry	70	SLAM	1:16.46
8	Williams, Frank	73	SDSM	1:21.00
Heat 5 of 40 Finals				
1	Stambolis, James N	66	TAM	1:30.00
2	Andersen, Richard H	69	NOVA	1:21.32
3	Kelber, Michael W	66	OREG	1:17.36
4	Stratte-McClure, Joel W	65	WH2O	1:14.45
5	Batten, Hugh N	67	UNAT	1:17.00
6	Freeman, Frank B	68	CVMM	1:19.88
7	Newell, Bruce H	69	UCI	1:25.00
Heat 6 of 40 Finals				
1	Reichle, Bill	65	BERK	1:14.29
2	Harrison, Lonny W	65	PTMS	1:12.20
3	Holly, Alan L	66	MMAC	1:10.35
4	Childs, Lee	65	GOLD	1:02.33
5	DeLacy, James R	67	WCM	1:03.50
6	McPherson, Andrew M	66	DAM	1:12.00
7	Wright, Phil	66	NEM	1:12.94
8	Peterson, Steven B	67	PSM	1:14.30

Heat 7 of 40 Finals

1	Madison, David K	60	LOM	1:22.00
2	Clendenin, Gary T	62	NOVA	1:14.12
3	Cross, Brook	63	UCI	1:13.20
4	Longworth, Mark J	62	MVN	1:12.88
5	Brown, Terrell J	60	MINN	1:13.16
6	Divan, Paul E	62	MVN	1:13.22
7	Scheff, Jonathan	61	WIND	1:17.00
8	Tortozza, Carlos A	63	SDSM	1:35.88

Heat 8 of 40 Finals

1	Pfeiffer, Rich	60	NOVA	1:11.75
2	Buckley, Mark	60	UNAT	1:09.72
3	Modjeska, Mark E	60	ARIZ	1:08.25
4	Aakhus, Gregory P	63	MVN	1:07.60
5	Brower, Raymond W	62	RMDA	1:08.00
6	Foreaker, Don	61	SRM	1:09.23
7	Kahn, Stuart L	60	DAM	1:10.43
8	Wigely, Steven G	64	MVN	1:12.50

Heat 9 of 40 Finals

1	Bernard, Alan D	64	TAM	1:06.10
2	Weber, Gregory J	60	NOVA	1:05.00
3	Gruber, Glenn A	64	VCM	1:04.73
4	Edwards, Wes	60	OREG	1:04.25
5	Behun, Bill G	62	SDSM	1:04.66
6	Stevens, Craig W	60	1776	1:04.90
7	Rosen, Robert A	63	CVMM	1:05.78
8	Clemmons, Jim	63	MAM	1:07.50

Heat 10 of 40 Finals

1	O'Keefe, Peter R	63	UCLA	1:03.02
2	Mench, Lee E	61	SDSM	1:03.00
3	Holt, Tate	62	TAM	1:02.50
4	Martin, Doug	60	ARKM	59.66
5	Krauser, Larry B	60	HMS	1:00.47
6	Dodson, Phil L	60	IM	1:02.63
7	Perout, Jeffrey J	60	SYSM	1:03.00
8	Brockbank, Doug	60	OREG	1:04.00

Heat 11 of 40 Finals

2	Ferko, Christopher A	56	ARIZ	1:31.58
3	Walker, Frank W	58	MVN	1:22.03
4	Harmon, Mark J	55	UNAT	1:20.35
5	Jett, Darrell L	55	SDSM	1:20.90
6	Harberts, Harry S	56	SDSM	1:27.00

Heat 12 of 40 Finals

1	Bregman, Michael	59	NOVA	1:13.00
2	Genz, Michael A	55	SDSM	1:08.65
3	Wussler, Mark	58	SDSM	1:06.47
4	Cutting, Steve	56	TVM	1:03.83
5	Fremont, Robert	55	WIND	1:04.50
6	Mitchell, Robert W	55	TCC	1:08.09
7	Sternberg, Scott D	55	ROSE	1:11.25
8	Holbrook, Peter	57	MVN	1:20.00

Heat 13 of 40 Finals

1	Graham, Donald	59	PSM	1:01.59
2	Heath, Robert H	56	MAM	1:01.00
3	Blatt, Michael J	58	VCM	59.64
4	Stephenson, Dan	56	ROSE	58.15
5	Fields, John A	57	AWJ	58.35
6	Sherman, Bill	55	MOVY	59.80
7	Gandee, Brad	59	GMUP	1:01.54
8	Phillips, John M	55	NCMS	1:03.50

Heat 14 of 40 Finals

1	Evans, Ed M	52	MVN	1:18.08
2	Daugherty, William M	54	SBM	1:12.00
3	Weissman, Kevin C	51	MVN	1:07.70
4	Stone, Wes B	51	SDSM	1:07.60
5	Uribe, John J	50	ROSE	1:07.68
6	Stolshek, Bradley S	52	CVMM	1:07.80
7	Graham, Errol	54	WH2O	1:17.60
8	Fallick, David K	50	UNAT	1:21.00

Heat 15 of 40 Finals

1	Boyd, Brian A	54	MYST	1:07.33
2	Albright, Philip W	53	MVN	1:07.00
3	Pombo, Diego	51	NOVA	1:06.67
4	Sutton, Andrew D	51	NOVA	1:06.00
5	Masson, Martin	52	UNAT	1:06.20
6	Stoneman, Dan	52	SDSM	1:07.00
7	Perkins, Robert M	51	SWYM	1:07.00
8	Mitchell, Todd D	52	SCAQ	1:07.50

Heat 16 of 40 Finals

1	Penn, Michael J	52	RIDG	1:04.77
2	Riddle, James M	51	NOVA	1:04.00
3	Homan, Ham	54	MVN	1:03.68
4	Ey, Steven	53	MVN	1:03.50
5	Voisard, Alan	53	SDSM	1:03.58
6	Levy, Aaron	54	WH2O	1:04.00
7	Harris, Patrick	51	MSCA	1:04.50
8	Scott, Rob	53	SDSM	1:05.00

Heat 17 of 40 Finals

1	Mc Cracken, Bill	52	TVM	1:02.47
2	Reyburn, Don L	51	DAMM	1:02.40
3	Wall, Chris L	51	SCAQ	1:01.74
4	Calhoun, Jay M	54	SCAQ	1:01.27
5	Hasegawa, Brian J	50	GHM	1:01.50
6	Valley, Eric	52	MOVY	1:01.81
7	Smelt, Chris	50	NOVA	1:02.45
8	Washburne, Brent C	52	OREG	1:02.73

Heat 18 of 40 Finals

1	Thompson, Garrett J	51	LVM	59.89
2	Hafner, Paul A	53	ARIZ	59.78
3	Beattie, John R	52	BLU	58.82
4	Guthrie, David M	53	TXLA	57.77
5	Jennings, Bryan V	50	LVM	58.45
6	Smith, Paul L	54	MMAC	59.00
7	Golden, Larry	53	ARKM	59.85
8	Procton, Bruce	52	NCMS	1:01.00

U.S. MASTERS SWIMMING SPRING NATIONALS

is coming to

Santa Clara!

2014



GEORGE HAINES
INTERNATIONAL
SWIM CENTER



MAY 1 *through* **MAY 4 2014**



408-246-5003

www.santaclaraswimclub.org

2013 Marriott USMS Summer Nationals
Marguerite Aquatic Center
Meet Program - Sunday, August 11, 2013

Heat 19 (#37 Men 100 LC Meter Freestyle)

1	Woods, Theodore K	48 MVN	1:28.52
2	Hassan, Mazen K	46 CVMM	1:20.00
3	Dubrick, Jon S	45 ROSE	1:17.91
4	Shandrew, Jerry S	47 WH2O	1:10.50
5	Spejcher, Larry	49 SCAL	1:13.39
6	Parker, John W	45 MVN	1:18.57
7	Ronci, Jeff S	47 PDSC	1:23.88

Heat 20 of 40 Finals

1	Matl, David W	46 MVN	1:10.00
2	Cooperman, Jeff	46 TAM	1:07.00
3	Catton, Michael S	47 TSTT	1:06.73
4	Daniel, Dean J	46 MVN	1:06.67
5	Muth, Daniel F	47 SCAQ	1:06.70
6	Vargo, Chris	49 PSP	1:06.74
7	Pinedo, Alex E	45 MVN	1:08.75
8	Kirvan, David B	49 WH2O	1:10.00

Heat 21 of 40 Finals

1	Ogorzelec, Gregg A	47 WH2O	1:04.68
2	Hohn, Chris	45 SBSM	1:04.64
3	Svinterud, Bjorn	47 SBSM	1:03.99
4	Skelly, Drew K	47 ROSE	1:03.80
5	Bolduc, John A	48 SDSM	1:03.81
6	Diehl, Robert N	48 NVM	1:04.14
7	Bechtel, Will	49 SDSM	1:04.67
8	Enright, Jerome F	48 ELG	1:05.35

Heat 22 of 40 Finals

1	Engelskirchen, Adam G	45 TAM	1:03.00
2	Cienega, Julio	47 ROSE	1:02.99
3	Hartman, Todd C	46 CTSM	1:02.11
4	Boshoff, Nick	45 CVMM	1:01.54
5	Millar, Simon A	47 UCLA	1:01.88
6	Ines, Gil B	46 SDSM	1:02.84
7	Savage, Bo	47 TCC	1:03.00
8	Fischer, Andy	46 SFTL	1:03.50

Heat 23 of 40 Finals

1	Brotherton, Rick M	45 NOVA	1:00.17
2	Boosin, Michael J	47 SCAQ	58.92
3	Power, Michael L	45 SBM	58.02
4	Saeger, Rich E	49 MVN	56.95
5	Wan, Eric	47 OREG	57.10
6	Mayall, Randy S	47 NIAG	58.63
7	Cemenenkoff, Sergei	49 UNAT	59.50
8	Breitenbach, Ross C	45 ROSE	1:00.64

Heat 24 of 40 Finals

1	Tyminski, Robert	38 BGWM	1:13.86
2	Hammond, Scott W	35 MVN	1:04.10
3	Merlo, Mark W	35 NOVA	1:03.48
4	Lebsack, Alec D	38 UNAT	1:03.00
5	Nygren, Brad E	39 NOVA	1:03.43
6	Nissen, Andrew	39 MVN	1:04.00
7	Tucker, Robert J	39 CTSM	1:05.52
8	Lauritano, Giuseppe A	40 SDSM	1:35.05

Heat 25 of 40 Finals

1	Arrow, Alexander K	42 MVN	1:27.50
2	Weise, Tim	43 MVN	1:25.30
3	English, Mike	42 IM	1:09.00
4	Castleton, Tom	42 ROSE	1:06.21
5	Moe, Cat	41 PSP	1:06.99
6	Johnson, Jeremy M	44 NOON	1:16.68
7	Serrano, Andrew	40 MVN	1:25.99
8	Loeffler, Kurt	43 UNAT	1:28.33

Heat 26 of 40 Finals

1	Holdsworth, Scott K	44 NOVA	1:05.10
2	Bartels, Dave	42 NOVA	1:04.79
3	Ahmadi-Kashani, Magid	41 NOVA	1:04.44
4	Parker, Greg	44 ROSE	1:03.94
5	Drewelow, Richard	44 MVN	1:03.98
6	Courtney, Chris	41 ARIZ	1:04.77
7	Williams, Ryan D	40 SFTL	1:04.80
8	Kuykendall, Jeff J	44 MVN	1:05.61

Heat 27 of 40 Finals

1	Mitchell, Jeffrey A	44 MVN	1:02.69
2	Hanel, David M	42 TMPO	1:02.21
3	McClung, Paton M	44 WIND	1:01.52
4	Joyce, Kevin T	41 MVN	1:00.18
5	Crosen, Sean	40 UCI	1:00.23
6	Berlin, David	44 MVN	1:02.00
7	Kent, Aric E	43 MYST	1:02.62
8	Piner, Glenn	44 RMDA	1:03.66

Heat 28 of 40 Finals

1	Granger, Richard A	43 SDSM	59.90
2	Doane, Michael P	43 TERR	59.65
3	Sumner, David M	43 MVN	58.40
4	McWhorter, Michael C	40 TOC	58.00
5	Sheldon, Paul	43 CMS	58.12
6	Swain, Sean C	42 NCSM	59.00
7	Kirker, John J	42 NOVA	59.80
8	Huggins, Dale R	41 TXLA	59.99

Heat 29 of 40 Finals

1	Butcher, Rob	41 SYSM	57.50
2	Fernandez, Dickie	42 NOVA	57.24
3	Strauss, Noel M	41 ARKM	56.08
4	Jacobson, Brian L	40 MINN	53.23
5	Delgado, Felipe	40 NOVA	55.00
6	Hibbard, Brad A	44 MVN	56.61
7	Wegner, Dan	42 LVM	57.38
8	Sway, David A	40 USF	57.93

Heat 30 of 40 Finals

1	O'Dell, Richard S	36 MOVY	1:01.23
2	Glass, Mark W	39 WMST	1:00.95
3	Stalker, Nathan S	39 SOBA	1:00.48
4	Valle, Marc A	39 ARIZ	58.71
5	Brown, Matthew	37 IRSH	1:00.10
6	Hwang, Wayne	35 NOVA	1:00.73
7	Korionoff, Dimitrii J	37 MVN	1:01.07
8	Strickland, Chris	35 SCAQ	1:02.94

Heat 31 of 40 Finals

1	Counts, Chris	37 LVM	57.63
2	Christoffel, Ben J	37 INDY	56.61
3	Moore, William	37 NCSM	55.50
4	Counts, Glenn M	36 LVM	53.58
5	Pyle, Mike	38 MELO	54.75
6	Boyer, Chris	35 CTSM	55.90
7	O'Sullivan, Chris	38 CMS	57.00
8	Polizos, George	38 MVN	58.00

Heat 32 of 40 Finals

2	Lassonde, Nick	32 ROSE	1:26.99
3	Murphy, Pete	32 SDSM	1:02.55
4	Vogelgesang, Keith C	31 ROSE	1:02.35
5	Harmse, Johannes A	31 CTSM	1:02.50
6	Ramirez, Miguel	33 MVN	1:04.11

Heat 33 of 40 Finals

1	Strahota, Jeffrey R	33 TERR	1:01.01
2	Salles-Cunha, Lucas	33 QSS	1:00.32
3	Miller, Josh	30 UNAT	1:00.00
4	Bixler, John J	31 SDSM	59.88
5	Powers, Brandon L	30 UCI	1:00.00
6	Goler, Jonathan A	33 NOVA	1:00.28
7	Williamson, Colin A	34 SDSM	1:00.99
8	Matthews, Jonathan G	34 OREG	1:01.61

Heat 34 of 40 Finals

1	Girard, Alex J	31 CMS	56.46
2	Gaines, Billy	32 LVM	54.29
3	Dmytrow, Robert C	32 NOVA	53.16
4	Schoeman, Roland M	33 PHX	51.33
5	Marshall, Mario L	31 SCMC	52.79
6	Dorr, John W	30 TOC	53.21
7	Holsman, Trent T	33 TOC	54.33
8	Maczka, Evan C	30 UNAT	59.00

Heat 35 of 40 Finals

1	Curson, Matthew W	27 ROSE	1:09.87
2	Shead, Michael	27 P2LF	1:02.81
3	McClary, Daniel B	25 LBSU	59.50
4	Viccaro, Adam	29 SDSM	59.00
5	Nemick, Gregory W	25 CMS	59.22
6	Geraci, Frank	29 SDSM	1:00.93
7	Jackson, Joseph D	28 MAAC	1:04.00
8	Moxley, Jonathan	29 RMDA	1:10.81

Heat 36 of 40 Finals

1	Price, Kyle S	29 UCI	58.99
2	Benoit, Matthew	26 TOC	58.00
3	Lentz, Graham M	29 TOC	57.27
4	Conroy, Chris	28 PSM	56.88
5	Yung, Cejih J	28 PSM	57.00
6	Montgomery, Hart W	28 STAN	57.34
7	Lehmann, Karl M	28 SMS	58.61
8	Banks, James H	28 ROSE	59.00

SPONSOR PARTNERS



Exclusive Information and Content

- Bimonthly *SWIMMER* magazine
- Monthly e-newsletter *STREAMLINES*
- For coaches, monthly e-newsletter *STREAMLINES* for Coaches
- Exclusive articles and stories at usms.org
- Join thousands of other swimmers on our active online Discussion Forums, create your own blog, and interact with the worldwide swimming community at usms.org
- Create a personal usms.org email address
- Track fitness activities in your online Fitness Log

Fitness and Participation Programs

- Popular national events such the Speedo 1-Hour Swim, 3000/6000-yard swims, and 5K/10K swims
- Fitness programs such as Nike Go the Distance and Check-off Challenge

Competition Programs

- Regional pool championships
- Spring and summer national pool championships
- National championship open water events

Recognition and Awards

- Your event results archived on usms.org
- Top 10 and All-American awards and recognition
- Volunteer service awards



Volunteer Opportunities

- Organization and leadership positions within your LMSC and at the national level

Coaching

- Online workouts written by USMS coaches
- Coached workout programs in your area
- Coached workouts nationwide when traveling
- Program development support, including visits from Club and Coach Services
- Coach certification and professional development for coaches

Insurance

- Coverage while participating in USMS insured activities, including \$25,000 of excess accident insurance for medical and dental, \$5,000 of accidental death insurance, up to \$650 of temporary disability insurance, and liability insurance for USMS practices, meets, and approved activities

Grants

- Apply for grants for your local club development through the Swimming Saves Lives Foundation

Sponsors Discounts

- Exclusive sponsor discounts and rewards

Full details online at usms.org

**2013 Marriott USMS Summer Nationals
Marguerite Aquatic Center
Meet Program - Sunday, August 11, 2013**

Heat 37 (#37 Men 100 LC Meter Freestyle)			
1	Ragland, John C	26 OKMS	56.50
2	Chapman, Chris J	26 PSM	55.83
3	Kraus, Evan	27 NOVA	55.17
4	Taylor, Jonathan B	25 TOC	54.00
5	Stroh, Christopher M	26 SCMC	55.12
6	Malasky, Martin E	25 TOC	55.56
7	Talbott, Christopher J	27 TOC	56.00
8	Giometti, Danny P	27 UCI	56.81

Heat 38 of 40 Finals			
2	Anguetta, Daniel A	20 SCMC	1:04.19
3	Masehi-Lano, Jonathan	22 CTM	1:03.27
4	Riahi, Sina	19 MVN	1:02.57
5	Willment, Cameron M	19 MVN	1:02.72
6	Anguetta, Nicholas A	23 SCMC	1:04.19

Heat 39 of 40 Finals			
1	Materov, Alexei	24 RIPT	1:01.90
2	Walker, Scott D	20 MVN	59.55
3	Rodgers, Joel-Tyler F	21 NOVA	58.96
4	Smith, Walter	23 SYSM	58.23
5	Hubbard, Garrett Hubbard M	22 MVN	58.60
6	Jimenez, Hector	21 ROSE	59.00
7	Kespradit, Brian C	21 MVN	1:01.19
8	Pielago, Joe K	23 USF	1:02.51

Heat 40 of 40 Finals			
1	O'Donnell-McCarthy, Ian P	22 TOC	57.00
2	Federer, Wade M	24 CVMM	56.00
3	Montgomery, Payne M	22 STAN	54.15
4	Schlesinger, Marcus J	22 PHX	51.33
5	Ferguson, Kevin	23 TOC	53.00
6	Donnelly, Kevin J	22 NOVA	55.50
7	Spezzaferri, Mitchell R	21 MVN	56.33
8	Sonsteng, Patrick J	21 MVN	57.30

#38 Women 100 LC Meter Freestyle

Lane	Name	Age	Club	Seed Time
Heat 1 of 23 Finals				
2	Simonton, Rita	95	MVN	2:35.00
3	Wolle, Marian E	85	SDSM	3:30.39
4	Bolanos-Moore, Barbara A	80	UTAH	2:18.29
5	Graef, Margrit	82	MVN	1:55.33
6	Caldwell, Dionne B	81	NOVA	1:54.80
7	Wheatley, Diane	80	MOST	2:09.36
Heat 2 of 23 Finals				
3	Conkey, Nancy	69	SNM	1:50.54
4	Marr, Jackie M	70	SDSM	1:23.80
5	Ridout, Nancy J	71	TAM	1:28.72
6	Little, Jeanne	76	MVN	1:32.48
Heat 3 of 23 Finals				
1	Smith, Diane G	68	CVMM	1:38.62
2	Webb, Linda	68	SFTL	1:25.60
3	Uustal, Diann B	67	GAJA	1:14.70
4	Shaps, Ruth Y	66	MAM	1:14.54
5	Williamson, Francine S	65	GAJA	1:14.65
6	Levinrad, Jan L	66	WH2O	1:24.89
7	Christensen, Mary L	68	SDSM	1:35.00
8	Hill, Marcia M	69	BCTM	1:40.45

Heat 4 of 23 Finals			
1	Duane, Debbie	59 ARIZ	1:53.33
2	Ornelas, Jean T	59 PDSC	1:24.51
3	Wilson, Carol W	56 NOON	1:19.00
4	Shonkwiler, Gwen S	56 SNM	1:18.00
5	Ganze, Cathy	56 SDSM	1:20.17
6	Kalin, Melinda	57 SOBA	1:47.34
7	Amundson, Pam	63 SDSM	2:25.30
8	Maxbauer, Christine A	60 MICH	2:47.00

Heat 5 of 23 Finals			
1	Raboin, Deborah	62 SDSM	1:28.96
2	Baker, Gini	63 SDSM	1:27.70
3	Holloway, Colleen J	60 MOST	1:25.20
4	Flinn, Emma	64 NCMS	1:24.58
5	Mayhew, Chris	60 MOST	1:24.83
6	Blatt, Cindy S	60 VCM	1:25.56
7	Fisher Campbell, Anne E	61 INDY	1:28.33
8	Reid, Colleen G	64 HIMA	1:29.50

Heat 6 of 23 Finals			
1	Schmidt, Jonelle	62 ARIZ	1:22.00
2	Meteyer, Beverly B	60 LVM	1:18.00
3	Ogier, Danielle	61 GOLD	1:14.05
4	Davis, Charlotte M	63 PSM	1:09.00
5	Val, Laura B	62 TAM	1:10.00
6	Cole, Janie	60 DAMM	1:14.37
7	Altman, Christie	64 ARIZ	1:19.50
8	Williams, Dale B	61 SMS	1:24.01

Heat 7 of 23 Finals			
1	Wymelenberg, Lynn A	58 RMST	1:16.49
2	Nisman, Ronda	59 MOST	1:13.98
3	Grilli, Tracy L	56 NEM	1:10.15
4	Hibben, Veronica	57 UCLA	1:07.70
5	Terhorst, Hermine M	55 SRM	1:08.00
6	Hilpert, Bess	58 TXLA	1:11.18
7	Neal, Sue	58 NOVA	1:16.00
8	Meyer, Kim	55 SCAQ	1:16.78

Heat 8 of 23 Finals			
2	Eldridge, Audrey L	50 CMS	1:25.32
3	Kalk, Karin M	50 MVN	1:19.02
4	Ferry, Kelly	53 MSCA	1:17.01
5	Burton, Kim L	51 MVN	1:17.57
6	Montgomery, Victoria J	53 CASC	1:24.38

Heat 9 of 23 Finals			
1	Latt, Melissa J	50 SCAQ	1:17.00
2	Alvarez, Phyllis A	54 NOVA	1:16.05
3	Vernallis, Kayley N	53 ROSE	1:12.53
4	Dodd, Dina	50 NSA	1:11.19
5	Edwards, Kris E	52 BGWM	1:11.61
6	Christensen-Rembach, Nicole	52 DADS	1:14.00
7	Leithiser, Mary Ellen	53 LAPS	1:17.00
8	Coffee, Cassandra	52 NBA	1:17.01

Heat 10 of 23 Finals			
1	Curran, Margee M	52 WCM	1:10.20
2	Richardson, Debbie D	51 LAPS	1:09.02
3	Tatnall, Suzy C	54 CMS	1:07.05
4	Osborne, Katie	50 NOVA	1:05.79
5	Cleavenger, Becky	50 CVMM	1:06.22
6	Major, Becki P	50 ARIZ	1:08.96
7	Stokes, Karin E	52 NEM	1:09.91
8	Rudolf, Linda K	50 SDSM	1:10.42

Heat 11 of 23 Finals			
2	Bulman, Robin A	48 SRM	1:18.68
3	Nelson, Sheila	45 SRM	1:14.72
4	Phillips, Sue	49 OREG	1:12.52
5	Rinehardt, Nicole	49 RYM	1:14.23
6	Gomez, Mika A	46 NOVA	1:18.29
7	Williams-Dalgart, Margaret E	46 MVN	1:19.00

Heat 12 of 23 Finals			
1	Sondag, Lynn S	45 TAM	1:12.40
2	Damsky, Irene T	48 SDSM	1:11.14
3	Campbell, Trin A	49 FAST	1:10.52
4	Ditzler, Kristy	49 TXLA	1:09.53
5	Hagadorn, Heather	48 CMS	1:10.31
6	Lamph, Becky L	45 LVM	1:11.09
7	Qualls-Kalafut, Mary E	48 GAJA	1:11.73
8	Richell, Kelly A	48 MVN	1:12.44

Heat 13 of 23 Finals			
1	Rietz, Heather	45 META	1:08.14
2	Godges, Arlette A	49 SCAQ	1:06.25
3	Sappey, Collette H	49 CMS	1:05.00
4	Willeboordse, Fall	47 BCTM	1:01.76
5	Welting, Lauren K	48 TOC	1:04.45
6	Odgers, Emily J	45 NOVA	1:05.27
7	Asch, Jill M	47 OREG	1:07.47
8	Stiles, Jasmine	47 SDSM	1:08.82

Heat 14 of 23 Finals			
1	Stolte, Heather J	41 NOVA	2:00.00
2	Greene, Dana M	44 NCMS	1:33.59
3	Segraves, Ann M	42 MVN	1:13.59
4	Chesley, Jana P	41 ROSE	1:12.47
5	Kircalioglu, Gamze	42 ROSE	1:14.09
6	Cuero, Patricia S	44 MOST	1:40.48
7	Pearson, Loren J	38 TVM	1:15.01
8	Romo, Karen	37 UNAT	1:25.50

Heat 15 of 23 Finals			
1	Wegner, Karin M	41 LVM	1:11.50
2	Garcia, Pauline	41 RMST	1:10.00
3	Rublein, Susanne P	43 MAM	1:08.30
4	Lugassy, Heather	43 TAM	1:06.50
5	Stebbins, Erika M	43 UCLA	1:08.00
6	Parker, Alycia M	42 MYST	1:09.14
7	Shinnick, Christy	44 CTSM	1:10.32
8	Condor-Fisher, Sarah P	41 OCC	1:12.00

2013 Marriott USMS Summer Nationals
Marguerite Aquatic Center
Meet Program - Sunday, August 11, 2013

Heat 16 (#38 Women 100 LC Meter Freestyle)

1	Pinto, Rachel R	36 SSBM	1:14.58
2	Szekeres, Naomi O	35 SFTL	1:07.65
3	Panzram, Addy L	36 CARS	1:04.50
4	Bertelink, Cindy	38 ETOB	1:00.80
5	Lewis, Cynthia J	38 WIND	1:01.63
6	Cybulskis, Astrid A	39 NOVA	1:07.43
7	Encheff, Lana	35 NOVA	1:10.97
8	May, Meredith E	39 MVN	1:14.90

Heat 17 of 23 Finals

1	Morse, Elisa	31 ROSE	1:19.19
2	Henry-Parker, Heather	31 ROSE	1:13.35
3	Seubert, Erica L	32 ROSE	1:12.46
4	Boor, Dayna	33 PCAT	1:11.36
5	Herf, Lindsay	34 PHX	1:12.00
6	Tieman, Joy	34 SCAQ	1:12.53
7	Skudlarski, Valerie M	33 MYST	1:18.96

Heat 18 of 23 Finals

1	Perrey, Jenny	33 NOVA	1:10.00
2	DeFelice, Heather M	34 SDSM	1:07.10
3	Vorrasi, Catherine M	30 ARIZ	1:03.59
4	Urbatchka, Lindsey E	30 MMAC	1:00.47
5	Grover, Mollie K	32 TERR	1:02.85
6	Ryan, Aleah M	30 SON	1:06.19
7	Bronson, Meredith C	31 QSS	1:08.50
8	Andrus, Megan M	32 SCAQ	1:11.11

Heat 19 of 23 Finals

2	Goede, Rachel	29 ARIZ	1:19.53
3	Beech, Jennifer R	27 NOON	1:10.58
4	Church, Jennifer	26 MVN	1:09.00
5	Gustafson, Christina	26 SCAQ	1:09.88
6	Rezai, Natasha	27 UNAT	1:10.58
7	Yung, Lisa J	27 RMDA	1:21.89

Heat 20 of 23 Finals

1	Wetzler, Amanda S	27 ROSE	1:08.00
2	Schumacher, Jen M	28 NOVA	1:06.50
3	Novotny, Deidre D	25 SFTL	1:05.77
4	Rembach, Alisha M	25 DADS	1:05.00
5	Church, Melissa	25 MVN	1:05.00
6	Harlow, Megan M	26 DAMM	1:06.43
7	Amundson, Heidi M	29 SDSM	1:06.55
8	Cook, Carri E	26 LBSU	1:08.00

Heat 21 of 23 Finals

1	Taylor, Vicki	28 TVM	1:03.86
2	O'Donnell-McCarthy, Fiona	26 TOC	1:03.01
3	Harrigan, Kelly M	29 MMAC	1:00.65
4	Dinkel, Paloma	25 PSM	59.95
5	Migues, Devonie M	25 COTO	1:00.20
6	Hernandez, Sarah M	29 DAM	1:01.15
7	Moore, Maki	28 LVM	1:03.21
8	Lapinskas, Christina	28 SCAQ	1:04.00

Heat 22 of 23 Finals

1	de Leve, Samantha	24 SCAQ	1:26.00
2	Ciraulo, Diana	20 UCLA	1:10.00
3	Reid, Mary K	19 SCAQ	1:08.00
4	Lecaroz, Melanie C	23 UNAT	1:05.38
5	Shockey, Kayla	19 UNAT	1:07.43
6	Rosas, Erin N	24 CVMM	1:08.50
7	Dodd, Kara	21 NSA	1:14.81
8	Cleverly, Adrienne J	24 CVMM	1:30.00

Heat 23 of 23 Finals

1	Maschi-Lano, Jacqueline J	19 CTM	1:04.27
2	Elkins, Molly A	19 MMAC	1:02.32
3	Howanitz, Jace C	23 RMST	59.00
4	Soule, Lise	23 UNAT	58.31
5	Zimmer, Meghan F	24 OREG	58.60
6	Curran, Hope R	19 WCM	1:00.10
7	Murray, Elizabeth Murray P	21 SCAQ	1:03.00
8	Andrews, Jewelz K	20 NOVA	1:05.00

#39 Men 50 LC Meter Backstroke

Lane	Name	Age	Club	Seed Time
------	------	-----	------	-----------

Heat 1 of 20 Finals

2	Rudloff, G Edward	90 TOC	50.00
3	McKinley, Howard M	92 TOC	1:25.97
4	Cornell, John E	86 FACT	1:00.62
5	Piemme, Frank	88 MVN	52.23
6	Benner, Russell E	88 NOVA	1:15.00

Heat 2 of 20 Finals

2	Kimball, Ken	83 SDSM	57.32
3	Hubach, Eric	80 SDSM	50.85
4	Shechter, Stanley J	81 AGUA	47.30
5	McConnell, Stan	82 UNAT	49.72
6	Graef, Rudolf	82 MVN	56.36

Heat 3 of 20 Finals

2	Takai, Erik	71 UNAT	1:01.77
3	Stewart, Jim M	72 MVN	48.89
4	Jones, Brian M	72 SDSM	1:00.76
5	Coles, Bill	78 SDSM	50.16
6	Charlton, Allan	76 MICH	40.00
7	Smethurst, Everett W	78 NOVA	48.67

Heat 4 of 20 Finals

1	Bell, John L	71 UNAT	46.33
2	Diehl, David J	72 YWMA	45.44
3	Whitley, John K	70 WIND	39.50
4	Burns, Richard	70 TAM	35.00
5	Tadir, Yona	70 MVN	39.20
6	Walker, Larry	70 SLAM	41.16
7	Reid, Walt	73 PSM	46.00
8	Zuur, James	73 TAM	46.72

Heat 5 of 20 Finals

1	Burr, Ken M	69 WCM	51.00
2	Schober, Charlie T	67 UCI	39.99
3	Figueiredo, Paulo	67 WH2O	39.00
4	Selna, Mike	65 NOVA	36.40
5	Campbell, John F	66 MVN	39.82
6	Kelber, Michael W	66 OREG	45.46
7	Wigely, Steven G	64 MVN	39.20
8	Lucas, James B	63 SCAQ	40.02

Heat 6 of 20 Finals

1	Kahn, Stuart L	60 DAM	36.70
2	O'Keeffe, Peter R	63 UCLA	34.52
3	Edwards, Wes	60 OREG	33.16
4	Perout, Jeffrey J	60 SYSM	33.00
5	Brockbank, Doug	60 OREG	33.00
6	Courtney, Jack W	60 AGM	34.00
7	Rysdon, Jon C	62 IM	36.50
8	Koenig, Mike	62 UNAT	38.91

Heat 7 of 20 Finals

1	Sternberg, Scott D	55 ROSE	44.91
2	Genz, Michael A	55 SDSM	38.02
3	Mitchell, Robert W	55 TCC	37.41
4	Cutting, Steve	56 TVM	34.91
5	Taylor, Jeff S	57 MVN	35.60
6	Heyes, Greg W	59 LAPS	38.00
7	Jett, Darrell L	55 SDSM	40.75
8	Macias, Jesse G	55 HMS	1:31.92

Heat 8 of 20 Finals

1	Weissert, Toby	55 NOVA	34.00
2	Djang, Philipp A	59 MVN	33.00
3	Heath, Robert H	56 MAM	32.90
4	Kone, Bruce C	55 RICE	31.18
5	Graham, Donald	59 PSM	31.95
6	Morales, Vincent D	56 NCSM	33.00
7	Fremont, Robert	55 WIND	33.50
8	Ockerman, Jeff	58 NASH	34.29

Heat 9 of 20 Finals

1	Homan, Ham	54 MVN	38.00
2	Stone, Wes B	51 SDSM	36.80
3	Masson, Martin	52 UNAT	36.14
4	Acton, Michael S	54 SBM	35.71
5	Podmajersky, Tom E	50 UCI	35.90
6	Goodell, Brian S	54 MVN	36.40
7	Boyd, Brian A	54 MYST	37.00

Heat 10 of 20 Finals

1	Spann, John R	52 NCSM	35.19
2	Stolshek, Bradley S	52 CVMM	34.83
3	Voisard, Alan	53 SDSM	34.55
4	Perkins, Robert M	51 SWYM	34.00
5	Benner, Tord E	54 NOVA	34.35
6	Golden, Larry	53 ARKM	34.80
7	Smith, Paul L	54 MMAC	35.00
8	Sikora, Rod	53 DAMM	35.19

Heat 11 of 20 Finals

1	Penn, Michael J	52 RIDG	33.77
2	Stanley, Bradford	53 SCA	33.00
3	Jaegers, Al	51 ARIZ	31.38
4	Rasmussen, Anders M	50 TXLA	29.54
5	Jennings, Bryan V	50 LVM	30.60
6	Wasko, Frank A	53 NOVA	31.85
7	Mc Ginley, Patrick B	50 ROSE	33.31
8	Deloney, Wayne	53 MVN	33.77

Heat 12 of 20 Finals

3	Houldsworth, Duncan A	37 MVN	35.01
4	Abounassar, Michael	38 ROSE	40.97
5	Johnson, Jeremy M	44 NOON	50.00
6	Spejcher, Larry	49 SCAL	42.10

2013 Marriott USMS Summer Nationals
Marguerite Aquatic Center
Meet Program - Sunday, August 11, 2013

Heat 13 (#39 Men 50 LC Meter Backstroke)

1	Muth, Daniel F	47 SCAQ	37.89
2	Ines, Gil B	46 SDSM	34.31
3	Bright, John M	49 MVN	33.50
4	Boosin, Michael J	47 SCAQ	30.94
5	Shaffer, Mike G	48 VCM	31.01
6	Wan, Eric	47 OREG	34.05
7	Power, Michael L	45 SBM	34.66
8	Kirvan, David B	49 WH2O	41.55

Heat 14 of 20 Finals

1	Parker, Greg	44 ROSE	35.93
2	Kuykendall, Jeff J	44 MVN	34.64
3	McClung, Paton M	44 WIND	34.55
4	Hanel, David M	42 TMPO	34.31
5	Kolarov, Michael C	41 MVN	34.43
6	Mitchell, Jeffrey A	44 MVN	34.63
7	Holdsworth, Scott K	44 NOVA	35.50
8	Serrano, Andrew	40 MVN	40.99

Heat 15 of 20 Finals

1	Garcia, Andrew M	41 MVN	34.00
2	Kroupa, Andy S	44 BLU	33.08
3	Henkel, Joao E	40 UCLA	31.43
4	Dreizler, Todd M	43 PHX	31.00
5	Sumner, David M	43 MVN	31.20
6	Dietrich, Jim	42 NOVA	32.66
7	Barrera, Paul J	43 MVN	33.62
8	Sheldon, Paul	43 CMS	34.20

Heat 16 of 20 Finals

1	O'Dell, Richard S	36 MOVY	32.51
2	Counts, Chris	37 LVM	30.17
3	O'Sullivan, Chris	38 CMS	28.90
4	Greenwood, Scott C	36 TOC	27.50
5	Counts, Glenn M	36 LVM	28.64
6	Boyer, Chris	35 CTSM	29.90
7	Fusedale, Nick J	38 ROSE	30.44
8	Akin, Jay	38 SDSM	32.67

Heat 17 of 20 Finals

1	Curson, Matthew W	27 ROSE	33.33
2	Roth, Christopher M	28 SSBM	32.50
3	Shaheen, Luke	25 SYSM	31.92
4	McClary, Daniel B	25 LBSU	32.50
5	Petkov, Krasi P	32 NOVA	36.00
6	Murphy, Pete	32 SDSM	34.99
7	Durieux, Chad A	34 ROSE	35.93
8	Wolkowitz, Mi A	32 SCAQ	36.50

Heat 18 of 20 Finals

1	Bixler, John J	31 SDSM	32.80
2	Oo, Aung Sann	32 ARIZ	31.82
3	Dorr, John W	30 TOC	29.43
4	Proffitt, Jordon D	32 SKY	28.01
5	Holsman, Trent T	33 TOC	28.10
6	Blatnik, Jeffrey	34 NOVA	31.00
7	Vogelgesang, Keith C	31 ROSE	32.72
8	Coloma, James A	34 SDSM	33.73

Heat 19 of 20 Finals

1	Stroh, Christopher M	26 SCMC	31.09
2	Talbott, Christopher J	27 TOC	30.00
3	Benoit, Matthew	26 TOC	29.00
4	Montgomery, Hart W	28 STAN	27.93
5	Chapman, Chris J	26 PSM	28.52
6	Taylor, Jonathan B	25 TOC	29.50
7	Price, Kyle S	29 UCI	30.30
8	Lentz, Graham M	29 TOC	31.11

Heat 20 of 20 Finals

2	Kespradit, Brian C	21 MVN	33.33
3	Sakamoto, Takumi	24 PHX	29.33
4	Melnikov, Vitalii	23 PHX	26.33
5	Ferguson, Kevin	23 TOC	29.00
6	Smith, Walter	23 SYSM	32.02
7	Materov, Alexei	24 RIPT	34.40

#40 Women 50 LC Meter Backstroke

Lane	Name	Age	Club	Seed Time
------	------	-----	------	-----------

Heat 1 of 16 Finals

2	Fasbender, Alice J	75 SMM	1:28.00
3	Little, Jeanne	76 MVN	57.17
4	Barry, Marty	81 RHMS	1:12.18
5	Wheatley, Diane	80 MOST	1:12.84
6	Simonton, Rita	95 MVN	1:22.00
7	Kornfeld, Maurine E	92 MVN	1:17.26

Heat 2 of 16 Finals

1	Getzendaner, Janet J	73 PSM	1:00.04
2	Westergaard, Leslie M	70 DAM	53.33
3	Ward, Joy	71 OREG	43.63
4	Ackley, Ella B	71 MM	53.12
5	Kight, Betty G	72 MOST	54.57
6	Goodman, Lois	66 OJAI	1:00.46
7	Schreiber, Kate	67 MVN	1:15.00

Heat 3 of 16 Finals

1	Conkey, Nancy	69 SNM	53.50
2	Ventura, Rosa V	66 SFTL	44.83
3	Levinrad, Jan L	66 WH2O	44.40
4	Uustal, Diann B	67 GAJA	38.44
5	Shaps, Ruth Y	66 MAM	42.00
6	Schneider, Margo M	66 GAJA	44.43
7	Casey, Kathrine J	65 PSM	50.61
8	Smith, Diane G	68 CVMM	53.59

Heat 4 of 16 Finals

1	Clark, Eva M	58 WIND	1:15.00
2	Poirier, Cheryl L	55 OREG	49.00
3	Shigaki, Carole	58 WH2O	44.50
4	Smith, Robin M	58 NOVA	43.96
5	Tomlinson-Macias, Melinda I	55 HMS	47.27
6	Rezmer, Nancy G	57 WMAC	51.57
7	Bronson, Julie L	64 SCAQ	1:06.50

Heat 5 of 16 Finals

1	Flinn, Emma	64 NCMS	47.74
2	Williams, Dale B	61 SMS	46.69
3	Bisogno, Laurie R	61 MOVY	44.00
4	Val, Laura B	62 TAM	35.00
5	Holloway, Colleen J	60 MOST	43.85
6	Altman, Christie	64 ARIZ	44.50
7	Dougherty, Mindy M	61 MVN	47.73
8	Reid, Colleen G	64 HIMA	50.50

Heat 6 of 16 Finals

1	Watts, Sue N	59 1776	42.46
2	Larson, Linda L	58 SFTL	40.30
3	Shonkwiler, Gwen S	56 SNM	38.50
4	Kirkpatrick-Reno, Nancy	58 CVMM	37.60
5	Warmuth, Stacey	57 VCM	37.78
6	James, Katy	58 ARIZ	39.70
7	Mc Cleave, Jeanne M	59 MVN	42.00
8	Lumbert Gentry, Kerri	56 UNAT	42.90

Heat 7 of 16 Finals

1	Kluss, Carolyn R	52 MVN	58.00
2	Coffee, Cassandra	52 NBA	46.72
3	Kalk, Karin M	50 MVN	45.03
4	Eldridge, Audrey L	50 CMS	45.94
5	Cook, Sally A	52 ROSE	52.61
6	Messerly, M. Heather	45 NOON	40.24
7	Feld, Karen A	46 FONT	40.24

Heat 8 of 16 Finals

1	Kahn, Mary J	54 DAM	41.50
2	Augerson, Lisa J	50 MVN	40.88
3	Vernallis, Kayley N	53 ROSE	39.19
4	Bunch, Brigid J	50 ARIZ	37.94
5	Stokes, Karin E	52 NEMZ	39.07
6	Osborne, Sarah	51 UNAT	40.49
7	Burton, Kim L	51 MVN	41.19
8	Edwards, Kris E	52 BGWM	41.58

Heat 9 of 16 Finals

1	Ettelson, Claudia	52 SDSM	36.92
2	Brightwell, Kim M	53 RMST	36.22
3	Bailey, Monica M	52 ARIZ	34.40
4	Hilger, Lisa A	54 ROSE	34.18
5	Jenkins, Valerie G	50 OREG	34.18
6	Dahl, Lisa A	52 PSM	35.82
7	Rudolf, Linda K	50 SDSM	36.24
8	Tatnall, Suzy C	54 CMS	37.70

Heat 10 of 16 Finals

1	Peters Johnson, Anne T	48 WIND	39.69
2	Damsky, Irene T	48 SDSM	38.76
3	Asch, Jill M	47 OREG	35.14
4	Willeboordse, Fall	47 BCTM	32.02
5	Sappey, Collette H	49 CMS	35.00
6	Tomley, Patty A	46 SWOM	37.10
7	Baun, Marci	45 SCAQ	39.14
8	Goldsmith, Dara	47 LVM	40.05

Heat 11 of 16 Finals

1	Barrera, Tami J	41 MVN	50.21
2	Maki, Christine D	43 CTSM	38.98
3	Rublein, Susanne P	43 MAM	37.82
4	Smith, Jody L	44 OREG	33.35
5	Hedges, Megan	41 NOVA	37.42
6	Lugassy, Heather	43 TAM	38.50
7	Konopka, Beata M	44 CVMM	39.56

2013 Marriott USMS Summer Nationals
Marguerite Aquatic Center
Meet Program - Sunday, August 11, 2013

Heat 12 (#40 Women 50 LC Meter Backstroke)			
1	Hasty, Mary Lynne	36 SDSM	41.01
2	Maclean, Tanya	37 NOVA	39.35
3	Romo, Karen	37 UNAT	38.50
4	Inada, Noriko	35 PHX	29.33
5	Hawes, Liz A	37 SBM	37.81
6	Dean, Bronwen G	36 IAMA	38.88
7	Chow, Jackie I	35 DAM	40.45
8	Cleverly, Adrienne J	24 CVMM	50.00
Heat 13 of 16 Finals			
1	Lassonde, Kristin	31 ROSE	49.34
2	Henry-Parker, Heather	31 ROSE	39.87
3	King, Rebecca L	33 SMS	37.59
4	Grover, Mollie K	32 TERR	33.89
5	Perrottet, Jennifer K	33 NCMS	36.92
6	Bronson, Jenifer L	32 SCAQ	39.09
7	Moyer, Catherine J	33 SDSM	40.40
8	Span, Mary E	22 MVN	45.90
Heat 14 of 16 Finals			
1	Goede, Rachel	29 ARIZ	45.31
2	Beech, Jennifer R	27 NOON	39.66
3	Church, Jennifer	26 MVN	38.00
4	Church, Melissa	25 MVN	36.00
5	Amundson, Heidi M	29 SDSM	37.95
6	Ho, Judy	28 ROSE	39.62
7	Gottschling, Caroline	25 UCI	42.04
8	Tomlinson-Macias, Rachel E	29 HMS	1:00.07
Heat 15 of 16 Finals			
1	Van Erden, Jayme K	28 RMST	33.74
2	O'Donnell-McCarthy, Fiona	26 TOC	32.23
3	Harrigan, Kelly M	29 MMAC	32.05
4	Migues, Devonie M	25 COTO	30.08
5	Martz, Courtney	25 NOVA	31.89
6	Hernandez, Sarah M	29 DAM	32.20
7	Sitarz, Rachel A	29 ISWM	32.45
8	Wetzler, Amanda S	27 ROSE	35.00
Heat 16 of 16 Finals			
1	Rosas, Erin N	24 CVMM	38.50
2	Lee, Sandra K	24 ROSE	36.00
3	Masehi-Lano, Jacqueline J	19 CTM	34.90
4	Gehrich, Megan N	20 MVN	31.90
5	Andrews, Jewelz K	20 NOVA	34.39
6	Lecaroz, Melanie C	23 UNAT	35.40
7	Rudy, Jeena I	20 SFTL	36.77
8	Jimenez, Alejandra	23 ROSE	39.53

2013 Marriott USMS Summer Nationals
Marguerite Aquatic Center
Psych Sheet - Sunday, August 11, 2013

#41 Men 400 LC Meter Freestyle

Name	Age	Club	Seed Time										
1 Schnaars, George	18	MVN	4:03.50	59	Lucero, Michael D	43	ROSE	4:58.20	120	Crane, John K	62	TVM	5:25.00
2 Montgomery, Payne M	22	STAN	4:08.65	60	Strickland, Chris	35	SCAQ	4:58.72	121	Neiswonger, Richard J	54	MVN	5:26.00
3 Spezzaferri, Mitchell R	21	MVN	4:11.21	61	Granger, Richard A	43	SDSM	4:59.00	122	Cahoon, Bradley S	58	MMAC	5:27.45
4 Gaines, Billy	32	LVM	4:21.05	62	Price, Kyle S	29	UCI	4:59.00	123	Van Nort, Steven	62	LAPS	5:29.51
5 Alders, Alec	24	ROSE	4:21.97	63	Nygren, Brad E	39	NOVA	4:59.66	124	Radcliff, David A	79	OREG	5:29.76
6 Phelan, Darren D	50	STAN	4:22.44	64	Mayall, Randy S	47	NIAG	4:59.78	125	Courtney, Jack W	60	AGM	5:30.00
7 Sway, David A	40	USF	4:23.55	65	Walker, Rick B	63	SYSM	4:59.82	126	Serbia, George W	53	NOVA	5:30.00
8 Cox, Ryan E	40	MVN	4:23.80	66	Dodson, Phil L	60	IM	4:59.96	127	Sanchez, Ralph	23	ROSE	5:30.00
9 Wadley, Wadley	34	WH2O	4:26.73	67	Smith, Walter	23	SYSM	4:59.96	128	Foreaker, Don	61	SRM	5:31.77
10 Kraus, Evan	27	NOVA	4:27.68	68	Fields, John A	57	AWJ	5:00.00	129	Heather, Michael R	59	MVN	5:33.75
11 Dickson, Kurt F	46	ARIZ	4:28.21	69	Gandee, Brad	59	GMUP	5:00.00	130	Larson, Allen J	60	OREG	5:34.51
12 Hursty, Peter S	41	ISCM	4:29.56	70	Harper, Buzz L	54	LAPS	5:00.00	131	Glezen, Jonathan T	54	ROSE	5:35.34
13 Girard, Alex J	31	CMS	4:29.73	71	Menzel, Todd R	41	MVN	5:00.00	132	Arneson, Gaard	65	MICH	5:35.74
14 Yntema, Douwe	24	TOC	4:30.00	72	Sutton, Andrew D	51	NOVA	5:00.00	133	Campbell, Chris	52	MVM	5:35.80
15 Stephenson, Dan	56	ROSE	4:32.87	73	Vargo, Chris	49	PSP	5:00.00	134	Genz, Michael A	55	SDSM	5:36.00
16 Swick, John T	30	ARIZ	4:33.74	74	Mc Caffery, Michael G	60	TOC	5:00.00	135	Soderstrom, Tom J	55	ROSE	5:36.60
17 Jezek, Jacob J	19	LVM	4:33.98	75	O'Brien, Kerry L	56	WCM	5:00.15	136	Harmse, Johannes A	31	CTSM	5:38.00
18 Miller, Kyle A	19	MMAC	4:34.73	76	Booth, Mike	52	ARKM	5:01.81	137	Rovinsky, Jeff L	42	NOVA	5:38.61
19 Wegner, Dan	42	LVM	4:37.10	77	Voisard, Alan	53	SDSM	5:02.00	138	Albright, Philip W	53	MVN	5:40.00
20 Doherty, Kevin J	40	CMS	4:39.84	78	Blatnik, Jeffrey	34	NOVA	5:02.51	139	Callender, Scott	49	NOVA	5:40.38
21 Gallagher, Douglas J	37	XCEL	4:41.02	79	Pardo, Robert R	40	SFTL	5:03.53	140	Morris, Stephen L	62	PCAT	5:41.79
22 Rodgers, Joel-Tyler F	21	NOVA	4:41.52	80	Sherman, Bill	55	MOVY	5:04.00	141	Pash, Gregory C	66	MICH	5:41.97
23 Fernandez, Dickie	42	NOVA	4:42.42	81	Siegel, Craig	55	TXLA	5:04.52	142	McQuiggan, Frank	65	NEM	5:42.82
24 Mc Cracken, Bill	52	TVM	4:42.94	82	Nalli, Lyle A	53	PSM	5:05.00	143	Schwartz, Marvin B	65	ARKM	5:44.27
25 Thomas, Bruce W	56	SCAQ	4:42.99	83	Jacobs, Lee	44	NOVA	5:05.49	144	Lodwig, Keefe L	70	SYSM	5:44.68
26 Collins, Michael D	47	NOVA	4:44.26	84	Ogorzelec, Gregg A	47	WH2O	5:07.43	145	Pfeiffer, Rich	60	NOVA	5:45.00
27 Biessmann, Max R	28	NOVA	4:45.00	85	Tujo, Christian F	42	OREG	5:07.70	146	Hitch, Walter D	61	ROSE	5:45.00
28 Callahan, Jim	56	UNAT	4:45.11	86	Thornham, Chris J	32	LVM	5:09.00	147	Willert, Dan T	71	WCM	5:45.00
29 Carlsen, Glenn	56	CMSC	4:45.29	87	Richardson, Terry	52	ARIZ	5:09.80	148	Plackemeier, Steven J	59	SDSM	5:45.47
30 Edge, Jonathan A	47	SCMC	4:45.80	88	Washburne, Brent C	52	OREG	5:10.19	149	Hassan, Mazen K	46	CVMM	6:00.00
31 Loftis, Mark	53	REDT	4:45.86	89	Holdsworth, Scott K	44	NOVA	5:10.25	150	Stewart, Dick	73	MVN	6:00.00
32 Stewart, David W	50	MOST	4:45.90	90	Schuster, Brian	24	SSBM	5:12.00	151	Stedry, Stephen P	62	ROSE	6:00.99
33 Jones, Kenton R	46	SDSM	4:47.50	91	Modjeska, Mark E	60	ARIZ	5:12.58	152	Dauser, John W	57	NOVA	6:01.03
34 Joyce, Kevin T	41	MVN	4:47.68	92	Bolduc, John A	48	SDSM	5:12.95	153	Foote, David E	63	UNAT	6:02.00
35 Strauss, Trip	55	ARKM	4:48.00	93	Karren, John	46	UTAH	5:13.35	154	Reichle, Bill	65	BERK	6:07.44
36 Jaegers, Al	51	ARIZ	4:48.73	94	Pandya, Yatindra	33	SDSM	5:13.90	155	LeMaster, Stan	66	NTEX	6:07.50
37 Melanson, Edward L	51	CMS	4:49.25	95	Major, James M	32	MVN	5:15.00	156	Brown, Terrell J	60	MINN	6:07.79
38 Seibt, Andreas K	55	IM	4:50.00	96	Geraci, Frank	29	SDSM	5:15.00	157	Clendenin, Gary T	62	NOVA	6:08.77
39 Passos, Andre	40	ROSE	4:50.00	97	Shandrew, Jerry S	47	WH2O	5:15.00	158	Abounassar, Michael	38	ROSE	6:09.86
40 Lehmann, Karl M	28	SMS	4:50.06	98	Ramirez, Miguel	33	MVN	5:15.17	159	Ralphs, Tony	70	SDSM	6:10.20
41 Garcia Carranza, Jaime	49	CRCC	4:50.35	99	Hagedorn, Chad F	41	PSM	5:15.50	160	Scheff, Jonathan	61	WIND	6:14.00
42 Libit, Bryan A	34	WH2O	4:50.80	100	Harris, Patrick	51	MSCA	5:15.70	161	Ebel, Mark T	65	PCST	6:16.00
43 Williamson, Colin A	34	SDSM	4:50.99	101	Frogley, Terry	43	SDSM	5:15.85	162	Jett, Darrell L	55	SDSM	6:16.44
44 Valley, Eric	52	MOVY	4:51.51	102	Ahmadi-Kashani, Magid	41	NOVA	5:16.16	163	McCarthy, Shaun	53	PCAT	6:19.58
45 Millar, Simon A	47	UCLA	4:52.67	103	Couch, Bob E	66	SYSM	5:16.42	164	Sorenson, Tom C	40	MVN	6:20.70
46 Brenner, Bill	55	SYSM	4:53.00	104	Rudloff, Edward	66	TOC	5:18.24	165	Freeman, Frank B	68	CVMM	6:22.01
47 Walther, Gregory	29	WH2O	4:54.66	105	Aakhus, Gregory P	63	MVN	5:18.95	166	Pastor, Alvaro	67	BAM	6:25.75
48 Cordero, Billy	46	CHGO	4:55.00	106	Korionoff, Dimitrii J	37	MVN	5:19.05	167	Shaw, James F	72	RINC	6:28.00
49 Riddle, James M	51	NOVA	4:55.00	107	Andrews, Ryan	31	NOVA	5:19.59	168	Williams, Frank	73	SDSM	6:35.00
50 Stokes, Michael R	50	UCLA	4:55.00	108	Buckley, Tim P	58	UCI	5:19.66	169	Galletly, Sandy	71	VMST	6:38.44
51 Miller, Matt	36	OREG	4:55.15	109	Spann, John R	52	NCSM	5:20.00	170	Arrow, Alexander K	42	MVN	6:40.00
52 Drewelow, Richard	44	MVN	4:56.22	110	Caron, Louis J	56	ROSE	5:20.00	171	Bailey, Douglas N	71	MVN	6:40.00
53 Jackwin, Eric L	24	SFTL	4:56.40	111	McGlynn, Jerry	47	SCAC	5:20.00	172	McColly, Michael	68	PSM	6:40.00
54 Phillips, Daniel L	50	PSM	4:57.00	112	Stoneman, Dan	52	SDSM	5:20.00	173	Gallagher, Drury J	75	XCEL	6:40.00
55 Matthews, Jonathan G	34	OREG	4:57.31	113	Weissman, Kevin C	51	MVN	5:20.90	174	Bergstrom, Robert W	72	FMT	6:58.83
56 Cienega, Julio	47	ROSE	4:57.90	114	Rines, David	36	MVN	5:21.00	175	Rauch, Will	79	LVM	7:00.00
57 Sax, William C	44	GMUP	4:58.00	115	Daniel, Dean J	46	MVN	5:21.45	176	Carey, George L	71	UNAT	7:02.48
58 Lewis, Mike J	48	WIND	4:58.00	116	Gruber, Glenn A	64	VCM	5:24.98	177	Lucas, James B	63	SCAQ	7:10.00
				117	Weber, Gregory J	60	NOVA	5:25.00	178	Blake, William V	76	MOST	7:12.00
				118	Curson, Matthew W	27	ROSE	5:25.00	179	Goldstein, Mel E	75	INDY	7:20.00
				119	Wussler, Mark	58	SDSM	5:25.00	180	Schlegel, Pete	77	HIMA	7:30.00

2013 Marriott USMS Summer Nationals
Marguerite Aquatic Center
Psych Sheet - Sunday, August 11, 2013

#41 ... (Men 400 LC Meter Freestyle)

181	Groaning, Michael D	42 ISWM	7:40.50
182	Andersen, Richard H	69 NOVA	7:55.00
183	Lassonde, Nick	32 ROSE	7:56.50
184	Woods, Theodore K	48 MVN	8:00.00
185	Beach, Robert E	83 SPM	8:00.00
186	Ferko, Christopher A	56 ARIZ	8:01.41
187	Baker, Donald J	82 SDSM	8:59.90
188	Schmidt, Jurgen B	90 MVN	9:01.11
189	Hubbard, Donald J	86 SDSM	9:09.00
190	Rolph, Robert W	82 MVN	9:21.56
191	Conkey, Jim	82 SNM	9:25.49
192	Wolle, Jordan B	85 SDSM	9:45.00

#42 Women 400 LC Meter Freestyle

Name	Age	Club	Seed Time
1	Rowe, Luane	24 TVM	4:29.57
2	Horwitz, Stephanie	19 SCAQ	4:33.67
3	Bertelink, Cindy	38 ETOB	4:35.70
4	Howanitz, Jace C	23 RMST	4:40.00
5	Parker, Emily S	28 SDSM	4:43.08
6	Opdycke, Rendy L	29 NOVA	4:44.06
7	Brown, Adrienne M	28 SBM	4:45.00
8	Curran, Hope R	19 WCM	4:45.70
9	Nelson, Shauna J	25 MMAC	4:46.90
10	Pearson, Sian	23 MVN	4:48.40
11	Hernandez, Jill S	53 CHIC	4:49.27
12	Elkins, Molly A	19 MMAC	4:52.36
13	Lapinskas, Christina	28 SCAQ	4:55.00
14	Cook, Carri E	26 LBSU	4:56.00
15	Stone, Stephanie	46 PCAT	4:56.61
16	Stolte, Heather J	41 NOVA	5:00.00
17	Moore, Maki	28 LVM	5:00.65
18	Kalas, Pamela	37 UBC	5:03.50
19	Carlsen, Jeanne	55 CMSC	5:04.52
20	Curran, Margee M	52 WCM	5:04.70
21	Williams, Susan R	44 CMS	5:05.00
22	Carlson, Jennifer M	34 RMST	5:06.65
23	Warmuth, Stacey	57 VCM	5:10.50
24	Tonelli, Marlena L	25 CHGO	5:12.46
25	Nelson, Judy A	53 CMS	5:13.20
26	Schumacher, Jen M	28 NOVA	5:13.24
27	Young, Charley	26 UCLA	5:14.44
28	Hawes, Liz A	37 SBM	5:15.00
29	Spivey, Bonnie L	55 MVN	5:15.74
30	Bounds, Brandy S	32 NOVA	5:16.72
31	Campbell, Trin A	49 FAST	5:16.75
32	Lamph, Becky L	45 LVM	5:19.63
33	Good, Tricia	42 CMS	5:20.00
34	Rietz, Heather	45 META	5:20.00
35	Odgers, Emily J	45 NOVA	5:20.00
36	Perrey, Jenny	33 NOVA	5:20.00
37	Cleavenger, Becky	50 CVMM	5:20.06
38	Richardson, Debbie D	51 LAPS	5:20.08
39	DeLozier, Anna	50 ARIZ	5:20.86
40	Hilger, Lisa N	54 ROSE	5:20.91
41	Weiss, Sharon M	51 SNM	5:20.91
42	Grilli, Tracy L	56 NEM	5:21.41
43	Catallo-Madruga, Marci H	34 CMS	5:22.54
44	Walker, Sarah E	29 CMS	5:23.59

45	May, Julie	46 SKY	5:23.76	106	Williamson, Francine S	65 GAJA	6:30.65
46	Brown, Denise H	54 MICH	5:24.51	107	Boyle, Catherine M	47 LOM	6:33.36
47	Sorenson, T	47 MVN	5:24.89	108	Ventura, Rosa V	66 SFTL	6:35.50
48	Major, Becki P	50 ARIZ	5:24.94	109	de Leve, Samantha	24 SCAQ	6:36.00
49	Simmons, Cheryl A	46 ROSE	5:25.25	110	Marr, Jackie M	70 SDSM	6:38.80
50	Vanderpoel, Nicole L	49 CMS	5:25.45	111	Uthus, Gwen	59 MVN	6:40.01
51	Hibben, Veronica	57 UCLA	5:25.67	112	Brooks, Sherry M Wendzel	53 NOVA	6:40.60
52	Lee, Sandra K	24 ROSE	5:26.76	113	Baker, Gini	63 SDSM	6:40.90
53	Merlo, Ashley	32 NOVA	5:27.28	114	Dougherty, Mindy M	61 MVN	6:41.51
54	Lawrie, Marianne	53 MVN	5:30.00	115	Montgomery, Victoria J	53 CASC	6:45.00
55	Ferguson, Ellen	51 OREG	5:30.00	116	Lassonde, Kristin	31 ROSE	6:58.73
56	Ciraulo, Christie	60 UCLA	5:30.27	117	Schueckler, Leslie	58 BSM	7:02.00
57	Cybulskis, Astrid A	39 NOVA	5:32.79	118	Span, Eileen T	48 MVN	7:03.47
58	Qualls-Kalafut, Mary E	48 GAJA	5:33.89	119	Durrant, Betsy	72 VMST	7:07.46
59	Phillips, Sue	49 OREG	5:35.10	120	Williams, Anne H	75 SDSM	7:07.49
60	Helgesen, Kelsey L	23 ROSE	5:37.23	121	Gillies, Judy L	65 ARIZ	7:07.52
61	Thayer, Marieke	52 SDSM	5:37.38	122	Span, Mary E	22 MVN	7:08.98
62	Fernández, Ámbar	24 CFSC	5:38.94	123	Ridout, Nancy J	71 TAM	7:09.67
63	Dean, Bronwen G	36 IAMA	5:39.12	124	Christensen, Mary L	68 SDSM	7:14.10
64	Karlin, Olivia	49 WH2O	5:40.05	125	Lassen, Megan M	43 SFTL	7:14.11
65	Bobbin, Maggie	25 ROSE	5:40.18	126	Meteyer, Beverly B	60 LVM	7:15.00
66	Herf, Lindsay	34 PHX	5:42.00	127	Goebel, Donna D	57 ROSE	7:20.07
67	Ogier, Danielle	61 GOLD	5:42.85	128	Munn, Susan L	75 DAM	7:23.60
68	May, Meredith E	39 MVN	5:43.62	129	Jansen, Eva	47 PDSC	7:24.70
69	Motherway, Nancy	37 SCAQ	5:44.00	130	Shockro, Ellen K	71 UNAT	7:29.16
70	Sterzer, Robin S	49 WAMS	5:44.00	131	Richter, Jenny	45 MVN	7:49.10
71	Encheff, Lana	35 NOVA	5:44.85	132	Yoder, Margie E	61 CMS	7:51.00
72	Neville, Cathy V	56 SDSM	5:45.00	133	Westergaard, Leslie M	70 DAM	7:57.24
73	Wegner, Karin M	41 LVM	5:45.29	134	Goodman, Lois	66 OJAI	8:00.02
74	Cough, Heidi M	32 NOVA	5:45.61	135	Cook, Sally A	52 ROSE	8:10.00
75	Leithiser, Mary Ellen	53 LAPS	5:48.40	136	Whiter, Peggy S	70 OREG	8:22.51
76	Nygren, Mary Ann	46 TVM	5:48.60	137	Baptista, Barbara O	66 MAM	8:30.00
77	Richell, Kelly A	48 MVN	5:48.67	138	Caldwell, Dionne B	81 NOVA	8:55.40
78	Wilson, Carol W	56 NOON	5:49.27	139	Bolanos-Moore, Barbara A	80 UTAH	11:00.27
79	Maclean, Tanya	37 NOVA	5:49.83	140	Choy, Joanna C	52 SOBA	11:54.96
80	Braden, Cindy J	50 SBM	5:50.00				
81	Seubert, Erica L	32 ROSE	5:52.66				
82	Chesley, Jana P	41 ROSE	5:53.06				
83	Rudy, Jeena I	20 SFTL	5:55.77				
84	Pearson, Loren J	38 TVM	5:57.31				
85	Tiernan, Joy	34 SCAQ	5:58.23				
86	Bailey, Tracey L	47 SCMC	5:59.10				
87	Ashworth, Michelle P	50 LVM	5:59.11				
88	Rudolf, Linda K	50 SDSM	5:59.18				
89	Dillbeck, Stephanie K	36 MSCA	5:59.56				
90	Gold, Susan	53 ROSE	6:00.00				
91	Morse, Elisa	31 ROSE	6:01.45				
92	Alvarez, Phyllis A	54 NOVA	6:03.20				
93	Stokols, Niki F	56 CVMM	6:04.13				
94	Barry, Robin B	46 LVM	6:04.57				
95	Wymelenberg, Lynn A	58 RMST	6:04.83				
96	Watts, Sue N	59 1776	6:07.56				
97	Lumbert Gentry, Kerri	56 UNAT	6:11.43				
98	Neal, Sue	58 NOVA	6:12.00				
99	Menard, Joanne	65 MMAC	6:13.02				
100	Goldsmith, Dara	47 LVM	6:14.33				
101	Petrini, Linda H	61 CARS	6:15.00				
102	Kircalioglu, Gamze	42 ROSE	6:15.71				
103	Fulmer, Lindsay	38 NOVA	6:20.00				
104	Piggott, Emma	39 SDSM	6:20.15				
105	Fisher Campbell, Anne E	61 INDY	6:29.94				

National Records

NAT LCM RECORDS AS OF 07-17-13

*****		M E N	*****		18-24	*****		W O M E N	*****	
21.78	07-01-12	JOSH SCHNEIDER	50	M.	FREE	KARA DENBY	07-26-09	26.22		
49.37	06-28-12	JOSH SCHNEIDER	100	M.	FREE	JENNY VON JOUANNE	07-22-12	58.25		
1:52.74	08-16-98	JOE TRISTAN	200	M.	FREE	JESSICA FOSCHI	08-17-03	2:03.06		
4:04.68	08-13-07	HYUN SEUNG LEE	400	M.	FREE	JULIA STOWERS	07-05-03	4:16.72		
8:44.94	08-19-07	PETER GALAN	800	M.	FREE	LUANE ROWE	07-05-12	9:11.87		
17:07.87	08-21-10	PETER GALAN	1500	M.	FREE	LUANE ROWE	07-05-12	17:22.39		
26.91	08-15-05	DAVE ROLLINS	50	M.	BACK	EMILE EWING	08-05-11	30.84		
53.61	06-27-12	EUGENE GODSOE	100	M.	BACK	JENNY VON JOUANNE	07-20-12	1:04.67		
2:08.63	08-11-10	VICENTE ANDRADE	200	M.	BACK	S SCHWEITZER	08-20-00	2:19.70		
28.87	08-15-05	DAVE ROLLINS	50	M.	BRST	BREEJA LARSON	07-31-11	33.25		
1:01.41	06-25-12	ELLIOT KEEFER	100	M.	BRST	BREEJA LARSON	07-30-11	1:10.32		
2:11.10	06-29-12	ELLIOT KEEFER	200	M.	BRST	MARISSA CLAPP	07-19-09	2:36.61		
24.83	07-23-09	NOAH COPELAND	50	M.	FLY	MEG GILL	07-12-09	28.62		
52.47	06-30-12	EUGENE GODSOE	100	M.	FLY	LAURA DAVIS	06-29-08	1:01.04		
2:08.62	08-13-07	HYUN SEUNG LEE	200	M.	FLY	LAURA DAVIS	07-02-08	2:12.75		
2:09.30	08-15-05	DAVE ROLLINS	200	M.	I.M.	LAURA DAVIS	07-01-08	2:16.06		
4:44.53	08-21-10	PETER GALAN	400	M.	I.M.	JAMIE MARKS	08-10-10	5:08.00		

*****		M E N	*****		25-29	*****		W O M E N	*****	
22.59	08-28-83	KEVIN DEFORREST	50	M.	FREE	ANDREA GEOROFF	07-01-12	26.05		
50.45	06-07-13	MATTHEW MCGINNIS	100	M.	FREE	ANDREA GEOROFF	06-29-12	56.97		
1:51.00	03-12-96	JOHN KEPPELER	200	M.	FREE	SHEILA TAORMINA	12-02-95	2:02.06		
4:00.98	08-18-02	HONZA VITAZKA	400	M.	FREE	SHEILA TAORMINA	12-02-95	4:13.03		
8:24.67	06-29-97	ALEX KOSTICH	800	M.	FREE	RACHEL KOMISARZ	07-19-01	8:47.44		
16:13.89	08-10-97	ALEX KOSTICH	1500	M.	FREE	RACHEL KOMISARZ	07-19-01	16:39.77		
26.05	05-22-11	ADAM MANIA	50	M.	BACK	DIANE GRANER	08-20-89	30.80		
55.15	08-03-11	ADAM MANIA	100	M.	BACK	KELLY HARRIGAN	07-31-11	1:06.44		
2:07.57	08-23-92	JOHN KEPPELER	200	M.	BACK	DIANE GRANER	08-20-89	2:19.97		
27.96	08-04-11	MARK GANFLOFF	50	M.	BRST	MEGAN JENDRICK	07-10-10	31.60		
1:01.41	06-25-12	BJ JOHNSON	100	M.	BRST	MEGAN JENDRICK	06-26-12	1:09.81		
2:11.47	06-29-12	BJ JOHNSON	200	M.	BRST	MEGAN JENDRICK	06-29-12	2:34.09		
23.71	08-16-08	KOHEI KAWAMOTO	50	M.	FLY	JENNIFER BROOKS	08-03-03	28.19		
53.09	08-15-08	KOHEI KAWAMOTO	100	M.	FLY	RACHEL KOMISARZ	07-19-01	1:01.04		
2:05.76	07-21-02	JASON EADDY	200	M.	FLY	SHEILA TAORMINA	12-17-95	2:17.51		
2:06.33	08-18-02	HONZA VITAZKA	200	M.	I.M.	ALLISON WAGNER	08-15-05	2:21.98		
4:32.19	08-18-02	HONZA VITAZKA	400	M.	I.M.	SARA SHAND	07-30-89	5:06.34		

*****		M E N	*****		30-34	*****		W O M E N	*****	
22.39	06-30-12	NICHOLAS BRUNELLI	50	M.	FREE	ERIKA ERNDL	08-08-09	25.57		
49.63	06-28-12	NICHOLAS BRUNELLI	100	M.	FREE	ERIKA ERNDL	08-05-09	54.59		
1:53.46	07-26-09	TAMAS KEREKJARTO	200	M.	FREE	ERIKA ERNDL	08-07-09	1:58.92		
4:05.61	08-11-02	ERIK HOCHSTEIN	400	M.	FREE	DAWN HECKMAN	08-03-10	4:17.52		
8:40.19	11-14-93	ROWDY GAINES	800	M.	FREE	DAWN HECKMAN	05-30-10	8:46.22		
16:36.06	08-22-93	BOBBY PATTEN	1500	M.	FREE	DAWN HECKMAN	04-25-10	17:07.54		
26.42	07-07-12	KEVIN DOAK	50	M.	BACK	NORIKO INADA	07-08-12	28.57		
55.55	06-28-12	NICHOLAS BRUNELLI	100	M.	BACK	NORIKO INADA	08-06-11	1:01.78		
2:05.62	07-09-94	SEAN MURPHY	200	M.	BACK	SARABETH METZGER	08-06-09	2:17.61		
29.01	08-07-06	JEFF COMMINGS	50	M.	BRST	KATIE MCCLELLAND	08-15-08	33.20		
1:00.22	06-25-12	MARK GANGLOFF	100	M.	BRST	KATIE MCCLELLAND	08-16-08	1:13.29		
2:18.04	07-07-12	GARY MARSHALL	200	M.	BRST	WENKE HANSEN	08-23-99	2:41.51		
24.59	07-08-12	KEVIN DOAK	50	M.	FLY	MARTINA MORAVCOVA	06-07-08	27.48		
54.83	07-06-12	KEVIN DOAK	100	M.	FLY	MARTINA MORAVCOVA	06-07-08	58.81		
2:03.76	08-11-10	MATT HAUPT	200	M.	FLY	K PIPES-NEILSEN	08-11-96	2:20.12		
2:05.52	08-23-09	ISTVAN BATHAZI	200	M.	I.M.	ERIKA ERNDL	08-08-09	2:13.72		
4:40.22	07-09-94	SEAN MURPHY	400	M.	I.M.	ERIKA ERNDL	06-29-08	4:47.06		

*****		M E N	*****		35-39	*****		W O M E N	*****	
23.35	06-30-12	BRIAN JACOBSON	50	M.	FREE	DARA TORRES	08-08-06	25.98		
51.49	07-16-95	ROWDY GAINES	100	M.	FREE	S NEILSON-BELL	07-02-95	58.87		
1:52.84	08-06-06	VLAD PYSHNENKO	200	M.	FREE	DAWN HECKMAN	06-02-12	2:03.37		
4:07.64	07-16-95	ROWDY GAINES	400	M.	FREE	DAWN HECKMAN	06-01-12	4:16.19		
8:38.73	11-12-95	ROWDY GAINES	800	M.	FREE	DAWN HECKMAN	06-03-12	8:47.28		
16:32.72	08-14-08	CHRISTOPHER DERKS	1500	M.	FREE	K PIPES-NEILSEN	08-13-00	17:46.58		
27.03	08-08-09	EDILSON SILVA	50	M.	BACK	SHERI HART	08-07-10	30.17		
59.18	08-10-06	MICHAEL ROSS	100	M.	BACK	SHERI HART	08-08-10	1:04.99		
2:07.16	07-29-01	RON KARNAUGH	200	M.	BACK	K PIPES-NEILSEN	08-10-97	2:18.20		
28.53	05-25-09	JEFF COMMINGS	50	M.	BRST	CYNTHIA LEWIS	05-27-12	33.86		
1:04.16	06-25-12	JEFF COMMINGS	100	M.	BRST	CYNTHIA LEWIS	05-27-12	1:12.30		
2:20.34	08-06-11	STEVE WEST	200	M.	BRST	CYNTHIA LEWIS	05-27-12	2:40.57		



Aqua Therapy Chlorine-Out Hair & Skin Care



good luck

to all USMS
participants!

refresh with complimentary
TRISWIM **JUGS** in
locker room showers



Anti-Fog Cleaning Towelettes



Anti-Chafe Continuous Spray Skin Lubricant



www.sbrsportsinc.com :: 800-620-4094

lotion :: body wash :: conditioner :: shampoo

National Records

25.00	08-18-02	WADE KING	50	M.	FLY	TRACIE MOLL	08-23-99	28.32
56.07	08-15-04	MICHAEL ROSS	100	M.	FLY	TRACIE MOLL	08-23-99	1:03.79
2:06.74	06-28-96	JEFF STUART	200	M.	FLY	K PIPES-NEILSEN	08-10-97	2:20.21
2:05.64	12-07-02	RON KARNAUGH	200	M.	I.M.	K PIPES-NEILSEN	07-19-97	2:22.42
4:34.10	07-29-01	RON KARNAUGH	400	M.	I.M.	K PIPES-NEILSEN	08-15-98	5:02.67

*****		M E N	*****		40-44	*****		W O M E N	*****	
24.14	07-13-03	DAVID BOATWRIGHT	50	M.	FREE	DARA TORRES	07-06-08	24.25		
51.72	08-01-10	VLAD PYSHNENKO	100	M.	FREE	DARA TORRES	07-04-08	53.78		
1:53.65	08-02-10	VLAD PYSHNENKO	200	M.	FREE	K PIPES-NEILSEN	05-25-03	2:09.00		
4:06.74	07-24-09	ERIK HOCHSTEIN	400	M.	FREE	JANET EVANS	08-13-11	4:22.87		
8:37.81	07-25-10	ALEX KOSTICH	800	M.	FREE	JANET EVANS	06-11-11	8:59.06		
16:36.91	07-23-10	ALEX KOSTICH	1500	M.	FREE	K PIPES-NEILSEN	08-11-03	17:56.52		
27.47	08-23-08	MICHAEL ROSS	50	M.	BACK	ERIKA BRAUN	06-22-13	31.54		
59.08	08-07-09	MICHAEL ROSS	100	M.	BACK	JODY SMITH	08-07-09	1:07.21		
2:13.37	08-10-06	SEAN MURPHY	200	M.	BACK	JODY SMITH	08-06-09	2:23.18		
29.38	07-08-12	STEVE WEST	50	M.	BRST	S VON DER LIPPE	07-23-06	33.25		
1:03.76	07-06-12	STEVE WEST	100	M.	BRST	S VON DER LIPPE	06-30-08	1:12.12		
2:19.01	07-07-12	STEVE WEST	200	M.	BRST	S VON DER LIPPE	08-09-06	2:38.44		
25.57	08-06-09	MICHAEL ROSS	50	M.	FLY	ERIKA BRAUN	06-08-13	28.36		
56.43	08-23-08	MICHAEL ROSS	100	M.	FLY	S VON DER LIPPE	06-29-08	1:02.47		
2:05.55	07-11-04	DENNIS BAKER	200	M.	FLY	K PIPES-NEILSEN	08-17-03	2:24.77		
2:14.13	07-25-09	ERIK HOCHSTEIN	200	M.	I.M.	S VON DER LIPPE	08-05-07	2:25.03		
4:49.42	08-15-05	DENNIS BAKER	400	M.	I.M.	K PIPES-NEILSEN	08-01-04	5:09.83		

*****		M E N	*****		45-49	*****		W O M E N	*****	
24.29	08-10-06	PAUL SMITH	50	M.	FREE	SUSAN WALSH	08-13-07	27.44		
53.90	08-23-99	JACK GROSELLE	100	M.	FREE	FALL WILLEBOORDSE	06-17-12	59.62		
1:57.89	08-06-09	KEITH SWITZER	200	M.	FREE	K PIPES-NEILSEN	06-13-09	2:10.09		
4:09.20	07-19-08	DENNIS BAKER	400	M.	FREE	K PIPES-NEILSEN	09-06-08	4:35.84		
8:51.98	08-09-10	JEFF ERWIN	800	M.	FREE	K PIPES-NEILSEN	08-05-07	9:24.11		
16:38.81	08-10-09	JEFF ERWIN	1500	M.	FREE	S HEIM-BOWEN	08-17-03	17:55.83		
28.05	06-07-08	STEVE WOOD	50	M.	BACK	JENKINS/REYNOLDS	08-00-11	31.71		
1:00.13	06-08-08	STEVE WOOD	100	M.	BACK	K PIPES-NEILSEN	05-24-09	1:08.11		
2:13.37	08-12-12	RICH SAEGER	200	M.	BACK	K PIPES-NEILSEN	05-22-09	2:26.06		
30.59	06-08-08	DAVID GUTHRIE	50	M.	BRST	S VON DER LIPPE	07-17-10	33.66		
1:07.38	08-16-08	DAVID GUTHRIE	100	M.	BRST	S VON DER LIPPE	07-17-10	1:14.41		
2:27.79	08-17-08	DAVID GUTHRIE	200	M.	BRST	CAROLINE KRATTLI	08-05-07	2:45.20		
25.65	07-08-12	NICHOLAS DECKER	50	M.	FLY	S VON DER LIPPE	07-17-10	29.12		
56.42	08-04-02	PAUL CARTER	100	M.	FLY	K PIPES-NEILSEN	09-06-08	1:05.69		
2:04.07	07-19-08	DENNIS BAKER	200	M.	FLY	K PIPES-NEILSEN	06-20-09	2:24.34		
2:14.90	08-22-10	JEROME FRENTSOS	200	M.	I.M.	K PIPES-NEILSEN	08-16-08	2:27.57		
4:47.65	08-21-10	JERONE FRENTSOS	400	M.	I.M.	K PIPES-NEILSEN	09-06-08	5:13.85		

*****		M E N	*****		50-54	*****		W O M E N	*****	
24.58	08-09-09	AMBROSE GAINES	50	M.	FREE	LAURA VAL	08-18-01	28.22		
54.93	03-21-04	JACK GROSELLE	100	M.	FREE	LAURA VAL	08-19-01	1:01.13		
2:00.34	08-13-07	DAN STEPHENSON	200	M.	FREE	S HEIM-BOWEN	04-20-08	2:15.00		
4:16.61	08-13-07	DAN STEPHENSON	400	M.	FREE	S HEIM-BOWEN	04-24-08	4:42.37		
9:00.39	06-05-13	KEITH SWITZER	800	M.	FREE	S HEIM-BOWEN	04-18-08	9:48.81		
17:08.33	08-20-00	JIM MCCONICA	1500	M.	FREE	S HEIM-BOWEN	08-14-08	18:32.76		
28.60	08-05-11	STEVE WOOD	50	M.	BACK	LESLIE LIVINGSTON	06-22-13	32.41		
1:01.89	08-06-11	STEVE WOOD	100	M.	BACK	K PIPES-NEILSEN	08-12-12	1:11.78		
2:17.57	06-11-12	MICHAEL SODERLUND	200	M.	BACK	K PIPES-NEILSEN	08-11-12	2:36.56		
30.88	08-12-12	RICHARD SCHROEDER	50	M.	BRST	MELINDA MANN	08-07-06	37.51		
1:08.27	05-18-13	DAVID GUTHRIE	100	M.	BRST	MELINDA MANN	08-06-09	1:23.21		
2:32.55	08-11-12	DAVID GUTHRIE	200	M.	BRST	JENNY COOK	04-23-08	3:05.84		
25.88	08-16-08	PAUL CARTER	50	M.	FLY	LESLIE LIVINGSTON	06-23-13	30.29		
57.23	08-15-08	PAUL CARTER	100	M.	FLY	JILL HERNANDEZ	08-13-11	1:07.80		
2:13.80	07-09-11	DENNIS BAKER	200	M.	FLY	LAURA VAL	08-18-01	2:31.55		
2:18.05	07-25-09	JAMIE FOWLER	200	M.	I.M.	JILL HERNANDEZ	08-13-11	2:36.97		
5:04.32	07-26-09	JAMIE FOWLER	400	M.	I.M.	LAURA VAL	07-14-02	5:42.80		

*****		M E N	*****		55-59	*****		W O M E N	*****	
25.01	07-07-09	JACK GROSELLE	50	M.	FREE	LAURA VAL	08-17-08	28.69		
56.08	07-23-09	JACK GROSELLE	100	M.	FREE	LAURA VAL	08-16-08	1:02.02		
2:04.01	07-26-09	MICHAEL MANN	200	M.	FREE	LAURA VAL	08-06-09	2:16.28		
4:22.49	07-25-09	MICHAEL MANN	400	M.	FREE	LAURA VAL	07-12-09	4:50.13		
9:00.09	07-24-09	MICHAEL MANN	800	M.	FREE	LAURA VAL	07-12-08	10:05.28		
17:22.61	08-10-09	MICHAEL MANN	1500	M.	FREE	LAURA VAL	07-08-07	19:14.70		
30.01	08-05-11	TOM BARTON	50	M.	BACK	LAURA VAL	08-12-10	33.75		
1:05.46	08-06-11	TOM BARTON	100	M.	BACK	LAURA VAL	08-17-08	1:14.41		

TYR®

AP¹²
ALCHEMY
PROJECT



**U.S. MASTERS
SWIMMING**

MATT GREVERS
4X OLYMPIC GOLD MEDALIST

TYR.com

National Records

2:23.84	08-04-11	TOM BARTON	200	M.	BACK	N STEADMAN MARTIN	08-06-09	2:47.52
32.44	08-07-09	JACK GROSELLE	50	M.	BRST	JENNY COOK	05-19-13	39.10
1:12.84	07-22-09	JACK GROSELLE	100	M.	BRST	LO D KNAPP	08-06-09	1:25.19
2:38.66	08-17-08	RICK COLELLA	200	M.	BRST	LO D KNAPP	08-09-09	3:04.32
26.86	08-06-09	GARY HALL	50	M.	FLY	LAURA VAL	08-06-09	31.42
1:00.56	08-11-12	PAUL CARTER	100	M.	FLY	LAURA VAL	08-09-09	1:09.47
2:18.97	08-07-09	BRAD HORNER	200	M.	FLY	LAURA VAL	07-08-07	2:41.51
2:20.83	08-09-09	MICHAEL MANN	200	M.	I.M.	LAURA VAL	08-16-08	2:43.45
5:04.07	07-26-09	MICHAEL MANN	400	M.	I.M.	LAURA VAL	07-10-09	5:49.40

***** M E N *****		60-64		***** W O M E N *****		*****		
25.23	08-10-06	RICHARD ABRAHAMS	50	M.	FREE	LAURA VAL	08-06-11	29.31
58.61	08-15-05	RICHARD ABRAHAMS	100	M.	FREE	LAURA VAL	08-05-11	1:03.83
2:12.57	05-16-10	JIM MCCONICA	200	M.	FREE	LAURA VAL	06-12-12	2:21.48
4:40.00	08-11-12	JIM MCCONICA	400	M.	FREE	LAURA VAL	08-12-12	4:59.82
9:35.50	08-12-12	JIM MCCONICA	800	M.	FREE	LAURA VAL	07-08-11	10:27.71
18:12.09	06-06-10	JIM MCCONICA	1500	M.	FREE	LAURA VAL	07-08-11	19:52.85
31.46	06-02-07	HUGH WILDER	50	M.	BACK	LAURA VAL	07-07-12	34.30
1:08.77	06-02-07	HUGH WILDER	100	M.	BACK	LAURA VAL	06-15-12	1:16.08
2:33.94	05-06-12	JIM MCCONICA	200	M.	BACK	LAURA VAL	06-26-11	2:48.78
32.87	06-13-12	TIMOTHY SHEAD	50	M.	BRST	DEBRA COELLNER	06-13-12	40.80
1:14.14	07-06-12	TIMOTHY SHEAD	100	M.	BRST	DEB WALKER	06-11-11	1:30.66
2:42.84	07-07-12	RICK COLELLA	200	M.	BRST	DEB WALKER	06-12-11	3:17.24
27.92	08-15-05	RICHARD ABRAHAMS	50	M.	FLY	LAURA VAL	07-08-12	32.27
1:03.03	08-15-05	RICHARD ABRAHAMS	100	M.	FLY	LAURA VAL	08-04-11	1:12.06
2:29.05	08-06-11	LAWRENCE DAY	200	M.	FLY	LAURA VAL	08-06-11	2:41.03
2:30.05	06-13-12	TIMOTHY SHEAD	200	M.	I.M.	LAURA VAL	08-12-12	2:50.00
5:11.73	07-06-12	RICK COLELLA	400	M.	I.M.	LAURA VAL	07-08-11	5:56.27


***** M E N *****		65-69		***** W O M E N *****		*****		
26.33	08-12-10	RICHARD ABRAHAMS	50	M.	FREE	CAROLYN BOAK	08-11-10	31.84
1:00.38	08-12-10	RICHARD ABRAHAMS	100	M.	FREE	CAROLYN BOAK	08-12-10	1:12.10
2:18.53	08-15-08	TOM LANDIS	200	M.	FREE	CAROLYN BOAK	08-10-10	2:39.05
5:00.26	03-10-07	TOM LANDIS	400	M.	FREE	JACKIE MARR	08-17-08	5:46.65
10:25.94	06-10-07	TOM LANDIS	800	M.	FREE	JACKIE MARR	08-14-08	11:55.93
20:00.97	04-06-08	TOM LANDIS	1500	M.	FREE	JACKIE MARR	06-29-08	23:07.49
30.95	07-12-12	HUGH WILDER	50	M.	BACK	DIANN UUSTAL	08-20-11	37.44
1:09.79	07-08-12	HUGH WILDER	100	M.	BACK	DIANN UUSTAL	07-10-11	1:22.30
2:41.76	08-06-09	RICHARD BURNS	200	M.	BACK	DIANN UUSTAL	07-09-11	3:05.15
34.66	07-08-12	ROBERT STRAND	50	M.	BRST	DIANN UUSTAL	08-04-11	42.97
1:18.11	08-06-09	KENNETH FROST	100	M.	BRST	JOANN LEILICH	08-13-07	1:36.29
2:58.13	07-07-12	ROBERT STRAND	200	M.	BRST	JOANN LEILICH	08-28-05	3:26.98
28.68	08-16-08	KEEFE LODWIG	50	M.	FLY	DIANN UUSTAL	06-08-13	34.56
1:07.34	08-11-10	RICHARD ABRAHAMS	100	M.	FLY	CAROLYN BOAK	08-11-10	1:26.17
2:50.18	06-06-09	ROBERT POILETMAN	200	M.	FLY	CAROLYN BOAK	08-11-10	3:21.42
2:43.37	08-09-09	RICHARD BURNS	200	M.	I.M.	CAROLYN BOAK	08-11-10	3:06.10
5:52.50	07-06-12	GEORGE WENDT	400	M.	I.M.	CAROLYN BOAK	07-23-10	6:37.45

***** M E N *****		70-74		***** W O M E N *****		*****		
28.53	07-14-07	JEFF FARRELL	50	M.	FREE	BETH SCHREINER	08-06-11	35.22
1:05.40	08-15-05	CAV CAVANAUGH	100	M.	FREE	GAIL ROPER	08-23-99	1:19.94
2:26.20	08-15-08	DAVID RADCLIFF	200	M.	FREE	LAVELLE STOINOFF	07-13-03	2:57.28
5:12.05	05-04-01	GRAHAM JOHNSTON	400	M.	FREE	LAVELLE STOINOFF	06-28-03	6:11.92
10:45.92	03-24-02	GRAHAM JOHNSTON	800	M.	FREE	LAVELLE STOINOFF	08-15-04	12:35.14
20:36.56	08-16-01	GRAHAM JOHNSTON	1500	M.	FREE	LAVELLE STOINOFF	07-13-03	24:24.13
35.31	08-17-03	YOSHI OYAKAWA	50	M.	BACK	JOY WARD	07-07-12	42.08
1:19.12	08-08-04	YOSHI OYAKAWA	100	M.	BACK	JOY WARD	07-08-12	1:32.68
2:55.19	08-15-05	BURWELL JONES	200	M.	BACK	JOY WARD	07-06-12	3:18.02
37.47	04-21-08	KARL WIEDAMANN	50	M.	BRST	JOANN LEILICH	08-07-09	45.67
1:24.12	06-02-13	DAVID Gildea	100	M.	BRST	JOANN LEILICH	07-18-09	1:38.78
3:07.50	04-23-08	KARL WIEDAMANN	200	M.	BRST	JOANN LEILICH	08-20-11	3:34.49
32.11	08-19-01	RONALD JOHNSON	50	M.	FLY	BARBARA FRID	07-08-12	40.81
1:14.27	06-02-13	ROBERT POILETMAN	100	M.	FLY	JUNE KRAUSER	06-28-96	1:40.85
2:59.21	06-02-13	ROBERT POILETMAN	200	M.	FLY	JUNE KRAUSER	06-28-96	3:39.91
2:56.72	05-12-12	TOM LANDIS	200	M.	I.M.	GAIL ROPER	08-08-99	3:32.94
6:24.76	07-06-12	TOM LANDIS	400	M.	I.M.	JUNE KRAUSER	06-28-96	7:30.91

***** M E N *****		75-79		***** W O M E N *****		*****		
30.28	07-11-09	DAVID RADCLIFF	50	M.	FREE	GAIL ROPER	08-15-05	36.87
1:06.63	07-12-09	DAVID RADCLIFF	100	M.	FREE	GAIL ROPER	07-31-05	1:26.36
2:25.66	06-06-09	DAVID RADCLIFF	200	M.	FREE	GAIL ROPER	07-31-05	3:13.24
5:17.77	03-07-09	DAVID RADCLIFF	400	M.	FREE	JEAN TROY	08-11-02	6:55.62

August 13-17, 2014

SUMMER NATIONALS



University of Maryland, College Park



CAMPUS
RECREATION
SERVICES



**U.S. MASTERS
SWIMMING**

www.usms.org

state of the art natatorium

10 miles to WASHINGTON, DC

30 miles to BALTIMORE

32 miles to ANNAPOLIS

National Records

11:07.90	07-10-09	DAVID RADCLIFF	800	M.	FREE	JUNE KRAUSER	09-09-01	14:10.50
21:03.06	07-10-09	DAVID RADCLIFF	1500	M.	FREE	JEAN TROY	08-17-03	27:09.75
36.14	08-16-08	YOSHI OYAKAWA	50	M.	BACK	DORIS STEADMAN	08-23-99	44.43
1:20.98	06-14-09	BURWELL JONES	100	M.	BACK	DORIS STEADMAN	08-23-99	1:39.06
2:57.72	06-13-10	BURWELL JONES	200	M.	BACK	DORIS STEADMAN	08-23-99	3:39.41
40.82	06-03-06	JOHN KORTHEUER	50	M.	BRST	ANN HIRSCH	08-15-08	51.55
1:34.93	06-03-06	JOHN KORTHEUER	100	M.	BRST	ANN HIRSCH	08-10-06	1:50.28
3:32.60	08-15-04	ROBERT MACDONALD	200	M.	BRST	ANN HIRSCH	08-10-06	3:59.30
33.83	06-08-13	JOHN SMITH	50	M.	FLY	GAIL ROPER	08-01-04	44.95
1:31.89	05-01-10	BURWELL JONES	100	M.	FLY	GAIL ROPER	08-01-04	1:54.14
3:43.56	07-05-92	ANTON CERER	200	M.	FLY	JUNE KRAUSER	06-24-01	4:10.69
3:06.58	06-13-09	BURWELL JONES	200	M.	I.M.	JUNE KRAUSER	06-24-01	3:48.59
6:48.48	06-14-09	BURWELL JONES	400	M.	I.M.	JUNE KRAUSER	06-10-01	7:51.71

*****		M E N	*****		80-84	*****		W O M E N	*****	
33.09	05-22-05	FRANK PIEMME	50	M.	FREE	GAIL ROPER	03-07-09	38.64		
1:16.04	03-12-11	GRAHAM JOHNSTON	100	M.	FREE	GAIL ROPER	03-07-09	1:27.55		
2:52.91	06-08-13	GRAHAM JOHNSTON	200	M.	FREE	JEAN TROY	06-10-07	3:27.26		
6:09.06	03-09-13	BURWELL JONES	400	M.	FREE	JEAN TROY	06-10-07	7:24.53		
12:51.45	06-09-12	GRAHAM JOHNSTON	800	M.	FREE	JEAN TROY	07-15-07	15:12.94		
25:10.41	07-22-11	GRAHAM JOHNSTON	1500	M.	FREE	JEAN TROY	07-15-07	29:04.81		
40.00	03-09-13	BURWELL JONES	50	M.	BACK	BUNNY CEDERLUND	03-29-02	46.39		
1:31.10	06-08-13	CLARK MITCHELL	100	M.	BACK	BETTY LORENZI	08-07-09	1:47.29		
3:16.22	06-07-13	BURWELL JONES	200	M.	BACK	BETTY LORENZI	03-13-10	3:53.12		
44.41	05-20-12	BOB BEST	50	M.	BRST	ANN HIRSCH	08-04-11	53.40		
1:43.21	04-19-08	ROBERT MACDONALD	100	M.	BRST	ANN HIRSCH	08-05-11	1:57.17		
3:47.81	06-23-07	AL CRAIG	200	M.	BRST	ANN HIRSCH	07-10-11	4:17.64		
38.75	06-08-13	CLARK MITCHELL	50	M.	FLY	GAIL ROPER	03-07-09	47.37		
1:45.50	08-10-06	THOMAS MAINE	100	M.	FLY	LOIS NOCHMAN	05-21-04	2:06.55		
3:54.51	08-10-06	THOMAS MAINE	200	M.	FLY	LOIS NOCHMAN	05-21-04	4:34.86		
3:34.94	08-15-05	FRANK PIEMME	200	M.	I.M.	ANN HIRSCH	07-10-11	4:18.27		
7:47.73	08-10-06	THOMAS MAINE	400	M.	I.M.	JEAN TROY	06-10-07	9:32.43		

*****		M E N	*****		85-89	*****		W O M E N	*****	
35.77	08-15-98	WOODROW BOWERSOCK	50	M.	FREE	JEAN TROY	07-15-12	44.97		
1:23.25	06-06-10	FRANK PIEMME	100	M.	FREE	JEAN TROY	06-09-12	1:43.68		
3:16.89	07-10-10	FRANK PIEMME	200	M.	FREE	JEAN TROY	07-14-12	3:49.67		
7:03.07	05-16-10	FRANK PIEMME	400	M.	FREE	JEAN TROY	07-15-12	8:06.04		
14:36.90	04-06-08	WILLARD LAMB	800	M.	FREE	MARGERY MEYER	07-08-07	17:09.73		
28:35.24	04-06-08	WILLARD LAMB	1500	M.	FREE	MARGERY MEYER	07-10-09	32:11.49		
44.52	08-10-06	FRED VAN DYKE	50	M.	BACK	BETTY LORENZI	07-07-12	51.81		
1:49.24	06-14-08	WILLARD LAMB	100	M.	BACK	BETTY LORENZI	03-10-12	1:53.28		
4:04.33	06-14-08	WILLARD LAMB	200	M.	BACK	BETTY LORENZI	03-09-13	4:01.09		
49.49	07-24-10	FRANK PIEMME	50	M.	BRST	BETTY CHRISTIAN	08-10-06	1:06.48		
1:51.79	07-24-10	FRANK PIEMME	100	M.	BRST	JEAN TROY	07-14-12	2:32.62		
4:10.75	07-22-12	AL CRAIG	200	M.	BRST	JEAN TROY	08-12-12	5:21.96		
45.63	07-03-10	FRANK PIEMME	50	M.	FLY	LOIS KIVI NOCHMAN	06-07-09	1:01.94		
1:55.18	08-03-10	THOMAS MAINE	100	M.	FLY	LOIS KIVI NOCHMAN	08-07-09	2:23.89		
4:15.86	07-11-10	THOMAS MAINE	200	M.	FLY	LOIS KIVI NOCHMAN	07-25-09	5:07.64		
3:51.20	08-03-10	THOMAS MAINE	200	M.	I.M.	JEAN TROY	06-11-13	5:05.64		
8:21.81	07-11-10	THOMAS MAINE	400	M.	I.M.	BETTY RUSS	06-30-12	10:41.24		

*****		M E N	*****		90-94	*****		W O M E N	*****	
39.19	06-23-03	WOODY BOWERSOCK	50	M.	FREE	MAURINE KORNFELD	08-13-11	55.48		
1:43.22	08-11-03	WOODY BOWERSOCK	100	M.	FREE	RITA SIMONTON	08-03-08	2:03.52		
4:02.49	06-02-13	JURGEN SCHMIDT	200	M.	FREE	RITA SIMONTON	07-20-08	4:19.80		
9:39.37	08-11-03	WOODY BOWERSOCK	400	M.	FREE	RITA SIMONTON	08-03-08	9:04.93		
20:13.74	08-01-93	GUS LANGNER	800	M.	FREE	RITA SIMONTON	08-14-08	18:53.58		
36:22.20	06-02-13	JURGEN SCHMIDT	1500	M.	FREE	RITA SIMONTON	06-01-08	36:02.20		
55.45	06-22-08	JOHN MERRILL	50	M.	BACK	AILEEN SOULE	08-25-96	1:03.49		
2:10.36	06-23-03	WOODY BOWERSOCK	100	M.	BACK	AILEEN SOULE	08-25-96	2:23.23		
4:46.15	06-22-08	JOHN MERRILL	200	M.	BACK	AILEEN SOULE	06-29-97	5:29.07		
1:01.64	06-10-07	BRUD CLEAVELAND	50	M.	BRST	GERTRUD ZINT	06-10-07	1:43.76		
2:23.53	05-15-10	RAYMOND HAKOMAKI	100	M.	BRST	MARIA LENK-ZIGLER	08-15-05	3:12.88		
5:55.72	08-05-07	BRUD CLEAVELAND	200	M.	BRST	MARIA LENK-ZIGLER	08-15-05	6:57.76		
1:00.30	08-11-03	WALTER PFEIFFER	50	M.	FLY	CHARLOTTE SANDDAL	06-08-13	1:29.40		
2:31.03	08-11-03	WALTER PFEIFFER	100	M.	FLY					
5:51.79	08-11-03	WALTER PFEIFFER	200	M.	FLY					
5:12.11	08-11-03	WALTER PFEIFFER	200	M.	I.M.	RITA SIMONTON	08-16-08	6:30.12		
11:19.91	08-11-03	WALTER PFEIFFER	400	M.	I.M.					

National Records

***** M E N *****				95-99	***** W O M E N *****			
55.88	08-02-98	GUS LANGNER	50 M.	FREE	JULIA DOLCE	08-15-05	1:17.53	
2:29.32	08-23-98	GUS LANGNER	100 M.	FREE	JULIA DOLCE	08-15-05	3:08.43	
5:13.23	08-23-98	GUS LANGNER	200 M.	FREE	RITA SIMONTON	06-02-13	5:17.71	
8:51.13	05-19-13	JURGEN SCHMIDT	400 M.	FREE	RITA SIMONTON	06-02-13	10:54.10	
18:00.20	05-19-13	JURGEN SCHMIDT	800 M.	FREE				
47:30.40	08-23-99	GUS LANGNER	1500 M.	FREE	RITA SIMONTON	06-02-13	41:39.68	
1:18.91	08-20-89	TOM LANE	50 M.	BACK	EDITH HENDRY	07-15-07	1:39.68	
3:04.37	08-09-08	GARY WEISENTHAL	100 M.	BACK	EDITH HENDRY	07-15-07	3:42.90	
6:38.69	08-09-08	GARY WEISENTHAL	200 M.	BACK	EDITH HENDRY	07-15-07	7:52.01	
1:26.61	08-23-98	GUS LANGNER	50 M.	BRST				
3:38.45	08-02-98	GUS LANGNER	100 M.	BRST				
7:37.17	08-02-98	GUS LANGNER	200 M.	BRST				
2:01.41	06-01-08	WALTER PFEIFFER	50 M.	FLY				
4:09.52	06-01-08	WALTER PFEIFFER	100 M.	FLY				
14:05.25	06-01-08	WALTER PFEIFFER	200 M.	FLY				
8:55.97	06-01-08	WALTER PFEIFFER	200 M.	I.M.				
17:29.20	06-01-08	WALTER PFEIFFER	400 M.	I.M.				

***** M E N *****				100-104	***** W O M E N *****			
1:40.46	07-09-94	TOM LANE	50 M.	FREE				
4:05.98	07-09-94	TOM LANE	100 M.	FREE				
			200 M.	FREE				
			400 M.	FREE				
			800 M.	FREE				
			1500 M.	FREE				
1:50.73	07-09-94	TOM LANE	50 M.	BACK				
4:13.84	07-09-94	TOM LANE	100 M.	BACK				
9:04.31	07-09-94	TOM LANE	200 M.	BACK				

***** RELAY 200 M. FREE - WOMEN *****				***** RELAY 200 M. MEDLEY - WOMEN *****			
72 - 99 FT LAUDERDALE	08-08-09	1:53.83		72 - 99 FT LAUDERDALE	08-08-09	2:08.86	
NATALIE PIKE	MEAGHAN BRESNAHAN			NATALIE PIKE	MEAGHAN BRESNAHAN		
KATE ALYABYEVA	JENNIFER MARTIN			KATE ALYABYEVA	JENNIFER MARTIN		
100-119 ARIZONA	07-30-11	1:50.04		100-119 ARIZONA	07-31-11	2:01.91	
KELLY HARRIGAN	BREEJA LARSON			KELLY HARRIGAN	BREEJA LARSON		
LINDSEY URBATCHKA	HANNAH CALDAS			LINDSEY URBATCHKA	HANNAH CALDAS		
120-159 N CAROLINA	06-09-13	1:50.53		120-159 GOLD	08-23-98	2:04.19	
RUTH JONES	CELIA WOLFF			BETH GARDNER	SUSIE GEYER		
ALICIA UHL	ERIKA BRAUN			TRACIE MOLL	JAMIE HERRINGTON		
160-199 TEAM TYR	08-08-06	1:48.44		160-199 TEAM TYR	08-08-06	2:04.75	
SHERI HART	COLLETTE SAPPEY			JENNIFER STEIN	S VON DER LIPPE		
ANNA PETTIS-SCOTT	S VON DER LIPPE			BETSY CLEARY	COLLETTE SAPPEY		
200-239 PNA	08-08-06	1:57.21		200-239 OREGON	08-17-08	2:10.98	
LISA DAHL	DEBBIE GLASSMAN			K ANDRUS-HUGHES	BECKY OBLETZ		
CHARLOTTE DAVIS	MARY LIPPOLD			ARLENE DELMAGE	ROBIN PARISI		
240-279 PNA	07-06-12	2:09.56		240-279 PNA	07-07-12	2:29.28	
LISA DAHL	SARAH WELCH			STELLA PREISSLER	LISA DAHL		
CHARLOTTE DAVIS	SUZANNE DILLS			CHARLOTTE DAVIS	SUZANNE DILLS		
280-319 NEW ENGLAND	08-11-96	2:38.52		280-319 ARIZONA	08-15-05	3:09.93	
CLARA WALKER	BILLIE BURRILL			NANCY KINNEY	GAIL ROPER		
PETHEY SMITH	DIANE REED			SALLY BOLAR	EDIE GRUENDER		
320-359 VIRGINIA	08-08-09	3:27.23		320-359 FACT	03-21-09	3:47.69	
BARBARA ZAREMSKI	TERRY SOKOLIK			BETTY LORENZI	SYLVIA EISELE		
MARIANNA BERKLEY	JEANNE MEREDITH			NANCY DURSTEIN	JOAN CAMPBELL		
360-399				360-399			

***** RELAY 400 M. FREE - WOMEN *****				***** RELAY 400 M. MEDLEY - WOMEN *****			
72 - 99 LVM	07-24-10	4:19.34		72 - 99 LVM	07-24-10	4:52.87	
SHANNON COLAVITO	CHRISTINE SMITH			SAMANTHA PEARSON	CHRISTINE SMITH		
MEGAN KELLEY	SAMANTHA PEARSON			MEGAN KELLEY	SHANNON COLAVITO		
100-119 WOODLANDS	07-19-09	4:19.02		100-119 YMCA INDY SFIT	08-08-09	4:49.16	
LAURA KOCH DAVIS	JACLYN KENLINE			BROOKE TAFLINGER	CLARE HINE		
ALANA BERGFELD	RACHEL ARMSTRONG			JENNY WEAVER	MEGAN SOBECKI		
120-159 STANFORD	07-31-94	4:17.94		120-159 ILLINOIS	08-08-09	4:38.85	
MARTIE MCKINNEY	C CHICHESTER			JENNIFER RIDGE	NADINE DAY		
DANIELLE OGIER	KANA SHIBUYA			JENNIFER IVARSON	KIMBERLY STEVENS		
160-199 ILLINOIS	08-08-09	4:12.60		160-199 SAN DIEGO	08-05-01	4:56.33	
NADINE DAY	KIMBERLY STEVENS			JACKIE MARR	CAROLINE KRATTLI		
ANDREA BLOCK	JENNIFER RIDGE			K PIPES-NEILSEN	JENI BUYS		

200-239 PNA	08-08-09	4:34.90	200-239 SAN DIEGO	05-25-03	5:13.65
LISA DAHL	SARAH WELCH		BETSY JORDAN	CAROLINE KRATTLI	
DEBBIE GLASSMAN	MEGAN OESTING		K PIPES-NEILSEN	BARBARA DUNBAR	
240-279 GOLD COAST	06-12-11	5:10.93	240-279 OREGON	07-09-11	5:33.65
PAT SARGEANT	MAUREEN HUGHES		JOY WARD	GINGER PIERSON	
JEANNIE MITCHELL	DANIELLE OGIER		COLETTE CRABBE	K ANDRUS-HUGHES	
280-319 VIRGINIA	06-22-13	5:45.80	280-319 SDSM	07-22-12	6:56.44
MARCIA BARRY	JOHNNIE DETRICK		BETSY JORDAN	ANNE WILLIAMS	
LAURA WALKER	S.LOFTUS-CHARLEY		BARBARA DUNBAR	MARILYN RAMEY	
320-359 FMM	01-13-02	8:57.69	320-359 FMM	01-13-02	10:19.75
KAY SCHIMPF	PEGGY HUGHES		PEGGY HUGHES	JUNE REYNOLDS	
JUNE REYNOLDS	FLORENCE CARR		JEAN TROY	KAY SCHIMPF	
360-399			360-399		

***** RELAY 800 M. FREE - WOMEN *****

72 - 99 LVM	07-24-10	9:33.71	200-239 GOLD COAST	08-23-09	10:05.40
MEGAN KELLEY	CHRISTINE SMITH		PAT SARGEANT	CELIA DEVANNEY	
SHANNON COLAVITO	SAMANTHA PEARSON		PEGGY MCDONNELL	DALE LECLAIR	
100-119 SDSM	07-22-12	9:32.67	240-279 GOLD COAST	06-10-11	11:30.92
EMILY FINANGER	ERIN HUNTER		PAT SARGEANT	MAUREEN HUGHES	
KENDRA KSIAZEK	EMILY PARKER		JEANNIE MITCHELL	DANIELLE OGIER	
120-159 GOLD COAST	07-24-99	9:41.97	280-319 VIRGINIA	08-08-09	13:30.94
TRACIE MOLL	G DERKS-GARDNER		BETSY DURRANT	LAURA WALKER	
JAMIE HERRINGTON	CAROLIN VICTORIA		BARBARA ZAREMSKI	BETH SCHREINER	
160-199 MISSION VIEJO	08-08-09	9:36.88	320-359 FMM	01-13-02	19:29.28
REBEKAH OLSEN	TJ SORENSON		KAY SCHIMPF	PEGGY HUGHES	
AHELEE OSBORN	KELLY RICHELL		JUNE REYNOLDS	FLORENCE CARR	
360-399					

***** RELAY 200 M. FREE - M E N ***** RELAY 200 M. MEDLEY - M E N *****

72 - 99 FLAQ	08-13-07	1:40.10	72 - 99 OLYMPIC CLUB	08-27-95	1:49.35
PERRY BULLOCK	HYUN SEUNG LEE		MIKE COLLEY	JAMIE PATRICK	
LEIF LYONS	CARROLL BULLOCK		BRAD BUDNEY	GREG LARSON	
100-119 OLYMPIC CLUB	08-08-06	1:35.57	100-119 HOUSTONION CLUB	08-20-90	1:48.46
TRENT HOLSMAN	STEVE BROWN		CLAY BRITT	DEAN PUTTERMAN	
CARL HESSLER	SCOTT GREENWOOD		ROBERT KILLEEN	JAMES PRINGLE	
120-159 SCAQ	07-26-09	1:34.82	120-159 MICHIGAN	08-08-09	1:46.23
MATTHEW CORNUÉ	ERIK HOCHSTEIN		KEVIN DOAK	PATRICK SAUCEDO	
ERIK TOLMACHOFF	CHRISTOPHER BEACH		CAMERON MULL	ALEC MULL	
160-199 TEAM TYR	08-08-06	1:36.28	160-199 TEAM TYR	08-08-06	1:47.72
M EISENHUTH	JOHN SMITH		RICH SAEGER	GREG RHODENBAUGH	
RICH SAEGER	PAUL SMITH		PAUL SMITH	JOHN SMITH	
200-239 COLORADO	08-08-06	1:38.24	200-239 COLORADO	08-08-06	1:50.83
JACK GROSELLE	TRIP HEDRICK		STEVE WOOD	JACK GROSELLE	
STEVE WOOD	RICHARD ABRAHAMS		TRIP HEDRICK	RICHARD ABRAHAMS	
240-279 OREGON	08-16-08	1:45.90	240-279 TAMALPAIS	06-04-12	2:02.72
MIKE TENNANT	TOM LANDIS		RICHARD BURNS	KENNETH FROST	
ROBERT SMITH	WES EDWARDS		GREG TULL	TATE HOLT	
280-319 GOLD	06-21-09	1:59.60	280-319 SAN DIEGO	08-08-09	2:16.74
DAVID QUIGGIN	ANDY MORROW		VINUS VAN BAALEN	PETER ANDERSEN	
DAVID MCINTYRE	CAV CAVANAUGH		KEEFE LODWIG	DONALD HUBBARD	
320-359 OREGON	07-08-07	2:30.08	320-359 FLA.MAVERICK	08-17-03	3:00.89
MILTON MARKS	GILBERT YOUNG		PAUL HUTINGER	BRUD CLEAVELAND	
WILLARD LAMB	DAVID RADCLIFF		JOSEPH KURTZMAN	ROBERT BLAKE	
360-399 COAST MASTERS	08-15-05	3:46.35	360-399 COAST MASTERS	08-15-05	4:13.67
DICK WESTERFIELD	WALTER PFEIFFER		ROBERT CHRISTIANS	DICK WESTERFIELD	
ROBERT CHRISTIANS	WOODY BOWERSOCK		WALTER PFEIFFER	WOODY BOWERSOCK	

***** RELAY 400 M. FREE - M E N ***** RELAY 400 M. MEDLEY - M E N *****

72 - 99 GREATER INDIANA	07-18-99	3:42.66	72 - 99 GREATER INDIANA	07-18-99	4:11.46
BEN CHRISTOFFEL	GRANT COMER		DENNIS PETTE	BEN CHRISTOFFEL	
DENNIS PETTE	ADAM DAWKINS		GRANT COMER	ADAM DAWKINS	
100-119 Y INDY SWIM	08-08-09	3:37.49	100-119 Y INDY SWIM	08-08-09	4:06.58
CHRIS CLARKE	DANIEL MICHAEL		GRANT WIECZOREK	BEN CHRISTOFFEL	
GRANT WIECZOREK	BEN CHRISTOFFEL		DANIEL MICHAEL	WESLEY MERKLE	
120-159 MICHIGAN	08-08-09	3:34.83	120-159 MICHIGAN	08-08-09	4:00.06
KEVIN DOAK	ALEC MULL		KEVIN DOAK	PATRICK SAUCEDO	

National Records

CAMERON MULL	PATRICK SAUCEDO		CAMERON MULL	ALEC MULL	
160-199 LONGHORN	07-03-11	3:38.60	160-199 LONGHORN	07-02-11	4:10.99
TYLER BLESSING	MIKE VAROZZA		CHRIS ECKERMAN	TODD BARTEE	
ANDERS RASMUSSEN	CHRIS ECKERMAN		TYLER BLESSING	MIKE VAROZZA	
200-239 LONGHORN AQ	08-12-12	3:52.34	200-239 LONGHORN AQ	08-11-12	4:13.76
MIKE VAROZZA	JIM SAUER		ANDERS RASMUSSEN	DAVID GUTHRIE	
DAVID GUTHRIE	ANDERS RASMUSSEN		JIM SAUER	MIKE VAROZZA	
240-279 VENTURA COUNTY	08-13-11	4:13.50	240-279 VENTURA	05-16-10	4:46.32
GLENN GRUBER	HUBIE KERNS		JIM MCCONICA	JOHN DERR	
JIM MCCONICA	MICHAEL BLATT		HUBIE KERNS	GLENN GRUBER	
280-319 GOLD	03-15-08	4:45.42	280-319 N CAROLINA	06-04-05	5:24.55
ALAN RAPPERPORT	CAV CAVANAUGH		CLARKE MITCHELL	JOHN KORTHEUER	
ANDY MORROW	DAVID QUIGGIN		RICHARD KITCHELL	JERRY CLARK	
320-359 SAN DIEGO	08-05-07	5:52.37	320-359 SDSM	07-24-11	7:03.00
FRANK PIEMME	DONALD HUBBARD		DALE WEBSTER	FREDERICK HOPPE	
BOB BEST	JURGEN SCHMIDT		MIKE FRESHLEY	KEN KIMBALL	
360-399 COAST MASTERS	08-05-07	10:43.13	360-399 COAST MASTERS	08-05-07	12:59.05
BOB CHRISTIANS	WALTER PFEIFFER		WOODY BOWERSOCK	BOB CHRISTIANS	
WAYNE MCFARLAND	WOODY BOWERSOCK		WALTER PFEIFFER	WAYNE MCFARLAND	
***** RELAY 800 M. FREE - M E N *****					
72 - 99 GREATER INDIANA	07-18-99	8:28.72	200-239 ARIZONA	06-09-12	8:41.77
GRANT COMER	DENNIS PETTE		JEFF UTSCH	KURT DICKSON	
GEORGE LATHROP	ADAM DAWKINS		SCOTT SHAKE	BARRY ROTH	
100-119 SANTA CLARA	05-29-94	8:04.17	240-279 VENTURA	08-11-12	9:20.38
SERGEY MARINIUK	FRANZ MORTENSEN		JIM MCCONICA	HUBIE KERNS	
JAMES PARRACK	MIKE MOORE		GLENN GRUBER	MICHAEL BLATT	
120-159 SCAQ	07-25-09	8:03.21	280-319 OREGON	08-25-12	10:36.95
DAVID SCHLESINGER	DAN WEGNER		BOB BRUCE	ROBERT S SMITH	
MATTHEW HARRIGAN	ERIK HOCHSTEIN		DAVID RADCLIFF	TOM LANDIS	
160-199 TEAM TYR	07-16-06	8:15.15	320-359 MOST	08-11-12	14:03.88
RICH SAEGER	PAUL SMITH		JOE GRAY	GRAHAM JOHNSTON	
MICHAEL RUFFNER	DAN WEGNER		LOUIS RAIBORN	WILLIAM BLAKE	
360-399 COAST MASTERS	08-05-07	25:29.59			
WAYNE MCFARLAND	BOB CHRISTIANS				
WALTER PFEIFFER	WOODY BOWERSOCK				
***** RELAY 200 M. FREE - MIXED ***** RELAY 200 M. MEDLEY - MIXED *****					
72 - 99 CSAM	07-26-09	1:47.94	72 - 99 ARIZONA	07-31-11	1:57.69
WADE FEDERER	LAUREN HANCOCK		KELLY HARRIGAN	BREEJA LARSON	
CHRISTOPHER RAMOS	KARA DENBY		MATT RIPPEENTROP	GORDON SMITH	
100-119 OLYMPIC CLUB	07-11-10	1:43.11	100-119 OLYMPIC CLUB	07-09-11	1:55.34
O'DONNELL-MCCARTY	TRENT HOLSMAN		ODONNELL-MCCARTHY	JOHN DORR	
ERIN REILLY	SCOTT GREENWOOD		ERIN REILLY	SCOTT GREENWOOD	
120-159 GOLD	08-23-98	1:42.65	120-159 PHOENIX SC	07-08-12	1:50.77
TODD PACE	TRACIE MOLL		NORIKO INADA	JEFF COMMINGS	
JAMIE HERRINGTON	KURT WIENANTS		MISTY HYMAN	JOSE PONCE	
160-199 TEAM TYR	08-08-06	1:42.27	160-199 TEAM TYR	08-10-06	1:58.35
JOHN SMITH	RICH SAEGER		MARIKA MCCUE	MICHAEL RUFFNER	
COLLETTE SAPPEY	SHERI HART		ROBBERT-PAUL SMIT	S VON DER LIPPE	
200-239 COLORADO	08-08-06	1:44.96	200-239 SDSM	08-15-05	2:02.32
TRIP HEDRICK	KIM CROUCH		K.PIPES-NEILSEN	CAROLINE KRATTLI	
KATHY GARNIER	RICHARD ABRAHAMS		SCOTT LAUTMAN	VINUS VAN BAALEN	
240-279 TAMALPAIS	08-04-11	1:56.00	240-279 TAMALPAIS	08-08-09	2:09.06
RICHARD BURNS	LAURA VAL		RICHARD BURNS	KENNETH FROST	
BARBARA WHEELER	TATE HOLT		LAURA VAL	BARBARA WHEELER	
280-319 GEORGIA MASTERS	06-09-13	2:15.57	280-319 OREGON	08-16-08	2:34.68
CLARKE MITCHELL	LESLIE LANDEY		JOY WARD	GINGER PIERSON	
DAVID MILLER	DIANN UUSTAL		TOM LANDIS	WILLARD LAMB	
320-359 SANTA BARBARA	08-01-04	2:55.56	320-359 FLA MAVERICK	06-13-10	3:26.94
FRANK PIEMME	GRACE ALTUS		PAUL HUTINGER	ROBERT MACDONALD	
RUTH BAAR	JURGEN SCHMIDT		PATRICIA TULLMAN	JEAN TROY	
360-399 COAST MASTERS	08-11-03	5:26.80	360-399		
HELENE IBERALL	MAXINE MERLINO				
WALTER PFEIFFER	WOODY BOWERSOCK				
***** RELAY 400 M. FREE - MIXED ***** RELAY 400 M. MEDLEY - MIXED *****					
72 - 99 CSAM	07-25-09	3:56.54	72 - 99 CSAM	07-25-09	4:35.26
WADE FEDERER	LAUREN HANCOCK		LAUREN HANCOCK	KARA DENBY	
CHRISTOPHER RAMOS	KARA DENBY		WADE FEDERER	NICK GLAZE	

100-119 SCAQ	07-25-09	3:54.81	100-119 WALNUT CREEK	07-22-90	4:36.14
NATHAN JANOS	J CORCORAN		PAM BOSCOVICH	JON JAQUES	
ANN YEARWOOD	ERIK TOLMACHOFF		KERRY O'BRIEN	PAULA ROEMER	
120-159 MOVY MASTERS	03-05-11	3:56.36	120-159 FT LAUDERDALE	08-08-09	4:29.03
TONY STEWART	CHRISTIE FUCHS		CARLOS FERNANDEZ	KELLY LEGASPI	
JOY STOVER	ANTHONY DIERS		L.GALVIN-SARABIA	JENNIFER MARTIN	
160-199 SCAQ	07-05-09	3:58.05	160-199 N CAROLINA	08-08-09	4:27.97
JENNY COOK	ERIK HOCHSTEIN		ERIKA BRAUN	ROB BUTCHER	
MATTHEW CORNUE	ARLETTE GODGES		JOSEPH RHYNE	PATRICIA ROHNER	
200-239 OREGON	06-03-06	4:13.62	200-239 OREGON	06-14-08	4:41.46
K.ANDRUS-HUGHES	STEVE MANN		K.ANDRUS-HUGHES	PATRICK ALLENDER	
ARLENE DELMAGE	MIKE TENNANT		ARLENE DELMAGE	MIKE TENNANT	
240-279 NEM	06-03-12	4:28.01	240-279 TAMALPAIS	08-08-09	4:51.95
DANIEL ROGACKI	JACKI HIRSTY		RICHARD BURNS	KEN FROST	
TRACY GRILLI	GREG SHAW		LAURA VAL	BARBARA WHEELER	
280-319 OREGON	07-13-08	5:24.15	280-319 OREGON	06-14-08	6:03.51
WILLARD LAMB	JOY WARD		JOY WARD	GINGER PIERSON	
BARBARA FRID	TOM LANDIS		TOM LANDIS	WILLARD LAMB	
320-359 FLA MAVERICK	06-12-11	6:43.08	320-359 FMM	06-13-09	7:45.92
C WEATHERBEE	ROBERT MACDONALD		PAUL HUTINGER	ROBERT MACDONALD	
PATRICIA TULLMAN	JEAN TROY		PATRICIA TULLMAN	JEAN TROY	
360-399 MVN	07-07-13	8:26.02	360-399 MVN	07-07-13	10:20.46
FRANK PIEMME	MAURINE KORNFELD		RITA SIMONTON	JURGEN SCHMIDT	
RITA SIMONTON	JURGEN SCHMIDT		FRANK PIEMME	MAURINE KORNFELD	

***** RELAY 800 M. FREE - MIXED *****

72 - 99 CSAM	07-25-09	8:55.39	200-239 SYSM	06-11-10	9:27.80
KARA DENBY	LAUREN HANCOCK		BILL BRENNER	KEVIN MCCORMACK	
CHRISTOPHER RAMOS	WADE FEDERER		ELLEN BENNETT	ELENE KAY JONES	
100-119 SCAQ	07-25-09	8:39.99	240-279 TAMALPAIS	07-09-10	10:09.67
ERIK TOLMACHOFF	NATHAN JANOS		RICHARD BURNS	BARBARA WHEELER	
J CORCORAN	ANN YEARWOOD		LAURA VAL	KENNETH FROST	
120-159 MOVY	03-09-13	8:41.82	280-319 SLAM	08-08-09	12:08.81
JOY STOVER	C.PETERFISH		MARY POHLMANN	THOMAS MAINE	
TONY STEWART	ANTHONY DIERS		LARRY GOOD	TERESA MCDOWELL	
160-199 ILLINOIS	08-08-09	8:54.37	320-359 SAN DIEGO	08-05-07	14:44.35
NADINE DAY	ANDREAS SEIBT		FRANK TANNER	JURGEN SCHMIDT	
KIMBERLY STEVENS	THOMAS MCCABE		ADRIENNE PIPES	RITA SIMONTON	
360-399 MVN	07-07-13	18:14.23			
FRANK PIEMME	MAURINE KONFELD				
RITA SIMONTON	JURGEN SCHMIDT				

World Records

***** MEN *****										***** 25-29 *****										***** WOMEN *****																																																																																																																																																																						
22.59	08/28/1983	USA	KEVIN DEFORREST	50	M.	FREE	ANNABEL KOSTEN	NED	02/15/2004	25.42	50.74	08/13/2000	USA	NICK SHACKELL	100	M.	FREE	AIMEE RAMM	GBR	06/21/2008	57.71	1:52.17	08/23/1992	USA	JOHN KEPPELER	200	M.	FREE	MEGAN JENDRICK	USA	07/10/2010	2:04.56	4:00.98	08/18/2002	USA	HONZA VITAZKA	400	M.	FREE	SOPHIE CASSON	GBR	06/18/2011	4:18.62	8:24.67	06/29/1997	USA	ALEX KOSTICH	800	M.	FREE	SWANN OBERSON	SUI	03/10/2012	8:45.89	16:13.89	08/10/1997	USA	ALEX KOSTICH	1500	M.	FREE	SWANN OBERSON	SUI	03/11/2012	16:34.89	26.18	03/07/2010	JPN	HIDEAKI AOKI	50	M.	BACK	MAI NAKAMURA	JPN	10/04/2008	29.60	55.87	04/12/2013	NZL	KURT CROSLAND	100	M.	BACK	AKIKO MIZUMOTO	JPN	07/16/2007	1:04.82	2:03.62	06/11/2012	RSA	CHRIS KING	200	M.	BACK	KANA OHASHI	JPN	07/16/2007	2:17.30	27.96	08/04/2011	USA	MARK GANGLOFF	50	M.	BRST	MEGAN JENDRICK	USA	07/10/2010	31.60	1:02.65	08/30/2007	GBR	CHRISTOPHER JONES	100	M.	BRST	MEGAN JENDRICK	USA	07/10/2010	1:10.56	2:16.70	08/17/2008	USA	GARY MARSHALL	200	M.	BRST	HITOMI MATSUDA	JPN	07/17/2006	2:35.46	23.71	08/16/2008	USA	KOHEI KAWAMOTO	50	M.	FLY	L.KRISTIANSEN	DEN	08/02/2010	27.90	53.09	08/15/2008	USA	KOHEI KAWAMOTO	100	M.	FLY	YUKO NAKANISHI	JPN	07/17/2010	1:02.73	2:03.26	04/23/2008	JPN	SATOSHI TORATANI	200	M.	FLY	YUKO NAKANISHI	JPN	07/16/2010	2:17.56	2:05.98	08/03/2010	GER	KAMIL KASPROWICZ	200	M.	I.M.	HITOMI MATSUDA	JPN	10/02/2005	2:20.71	4:30.05	09/12/2009	BRA	DIOGO YABE	400	M.	I.M.	HITOMI MATSUDA	JPN	11/05/2006	5:02.78
***** MEN *****										***** 30-34 *****										***** WOMEN *****																																																																																																																																																																						
22.53	06/06/2009	USA	SABIR MUHAMMED	50	M.	FREE	MARTINA MORAVCOVA	USA	06/06/2008	25.74	50.84	09/18/2009	GER	S.KUNZELMANN	100	M.	FREE	ERIKA ERNDL	USA	07/11/2009	55.24	1:53.15	05/03/2009	AUS	DANIEL KOWALSKI	200	M.	FREE	DAWN HECKMAN	USA	07/17/2011	2:04.05	3:58.42	05/02/2009	AUS	DANIEL KOWALSKI	400	M.	FREE	DAWN HECKMAN	USA	07/16/2011	4:18.63	8:08.53	03/11/2012	GER	JAN WOLFGARTEN	800	M.	FREE	DAWN HECKMAN	USA	07/14/2011	8:46.47	15:25.79	03/11/2012	GER	JAN WOLFGARTEN	1500	M.	FREE	HEIDI GEORGE	USA	07/10/2009	17:25.81	26.02	05/07/2011	GER	STEFAN HERBST	50	M.	BACK	NORIKO INADA	USA	08/07/2012	28.57	56.55	05/07/2011	GER	STEFAN HERBST	100	M.	BACK	NORIKO INADA	USA	08/06/2011	1:01.78	2:02.75	11/24/2000	BRA	ROGERIO ROMERO	200	M.	BACK	SARABETH METZGER	USA	08/06/2009	2:17.61	28.59	11/26/2009	BRA	CARLOS ALENCAR	50	M.	BRST	HITOMI MATSUDA	JPN	09/26/2009	32.42	1:02.71	06/26/2011	USA	ED MOSES	100	M.	BRST	HITOMI MATSUDA	JPN	10/03/2009	1:10.10	2:18.04	07/07/2012	USA	GARY MARSHALL	200	M.	BRST	HITOMI MATSUDA	JPN	10/17/2009	2:28.93	24.15	08/06/2009	VEN	OSWALDO QUEVEDO	50	M.	FLY	MARTINA MORAVCOVA	USA	06/07/2008	27.48	54.19	08/03/2010	ROU	I.STEFAN GHERGHEL	100	M.	FLY	MARTINA MORAVCOVA	USA	06/07/2008	58.81	2:03.76	08/12/2010	USA	MATT HAUPT	200	M.	FLY	METTE JACOBSEN	DEN	05/07/2006	2:13.60	2:03.54	05/14/2011	BRA	D.OLIVEIRA YABE	200	M.	I.M.	ERIKA ERNDL	USA	07/07/2009	2:13.89	4:24.11	03/09/2013	POL	LUKASZ WOJT	400	M.	I.M.	HITOMI MATSUDA	JPN	11/08/2009	4:56.08
***** MEN *****										***** 35-39 *****										***** WOMEN *****																																																																																																																																																																						
22.76	08/20/2005	GBR	MARK FOSTER	50	M.	FREE	DARA TORRES	USA	08/08/2006	25.98	50.78	09/27/2009	JPN	HIDEAKI HARA	100	M.	FREE	TRACIE MOLL	USA	08/23/1998	58.38	1:52.84	08/06/2006	USA	VLAD PYSHNENKO	200	M.	FREE	K.PIPES-NEILSEN	USA	08/10/1997	2:06.94	4:05.91	03/10/2012	BUL	PETAR STOYCHEV	400	M.	FREE	K.PIPES-NEILSEN	USA	08/10/1997	4:26.17	8:18.44	03/10/2012	BUL	PETAR STOYCHEV	800	M.	FREE	KIRSTEN CAMERON	AUS	11/18/2012	9:08.47	16:00.04	03/11/2012	BUL	PETAR STOYCHEV	1500	M.	FREE	KIRSTEN CAMERON	AUS	11/11/2012	17:31.97	26.99	03/09/2013	GER	STEV THELOKE	50	M.	BACK	SHERI HART	USA	08/07/2010	30.17	59.18	08/09/2006	USA	MICHAEL ROSS	100	M.	BACK	SHERI HART	USA	08/08/2010	1:04.99	2:09.26	07/09/2000	USA	DANIEL VEATCH	200	M.	BACK	K.PIPES-NEILSEN	USA	08/10/1997	2:18.20	28.47	10/24/2009	RUS	VLADISLAV BRAGIN	50	M.	BRST	R.CRESCENTINI	ITA	06/24/2011	33.10	1:02.72	10/25/2009	RUS	VLADISLAV BRAGIN	100	M.	BRST	HITOMI MATSUDA	JPN	06/16/2012	1:12.77	2:20.29	06/05/2004	GBR	NICK GILLINGHAM	200	M.	BRST	HITOMI MATSUDA	JPN	06/10/2012	2:35.40	24.69	03/17/2012	RSA	RYK NEEETHLING	50	M.	FLY	LYNNE HAYES	AUS	04/30/2009	28.03	55.84	03/08/2009	JPN	EIJI NOMURA	100	M.	FLY	LYNNE HAYES	AUS	03/19/2009	1:02.44	2:06.74	06/27/1996	USA	JEFF STUART	200	M.	FLY	K.PIPES-NEILSEN	USA	08/10/1997	2:20.21	2:08.19	08/03/2002	USA	RON KARNAUGH	200	M.	I.M.	HITOMI MATSUDA	JPN	01/14/2012	2:21.47	4:42.45	03/28/2002	FRA	NICOLAS GRANGER	400	M.	I.M.	HITOMI MATSUDA	JPN	06/16/2012	4:59.59
***** MEN *****										***** 40-44 *****										***** WOMEN *****																																																																																																																																																																						
23.86	04/21/2008	ITA	M.GIALDI	50	M.	FREE	EDITH OTTERMANN	RSA	11/07/2009	26.44	51.72	08/01/2010	USA	VLAD PYSHNENKO	100	M.	FREE	MARIA DOELGER	USA	08/17/2003	58.43	1:53.65	08/02/2010	USA	VLAD PYSHNENKO	200	M.	FREE	K.PIPES-NEILSEN	USA	08/15/2005	2:09.28	4:06.74	07/24/2009	USA	ERIK HOCHSTEIN	400	M.	FREE	JANET EVANS	USA	08/13/2011	4:22.87	8:37.81	07/25/2010	USA	ALEX KOSTICH	800	M.	FREE	JANET EVANS	USA	06/11/2011	8:59.06	16:36.91	07/23/2010	USA	ALEX KOSTICH	1500	M.	FREE	K.PIPES-NEILSEN	USA	08/11/2003	17:56.52	27.38	08/06/2010	BRA	EDILSON SILVA	50	M.	BACK	CINDY MABEE	CAN	03/07/2009	31.49	59.08	08/07/2009	USA	MICHAEL ROSS	100	M.	BACK	CINDY MABEE	CAN	03/07/2009	1:07.06	2:12.77	08/01/2010	DEN	MARK VOGEL	200	M.	BACK	JODY SMITH	USA	08/06/2009	2:23.18	28.84	09/16/2009	ITA	ALBERTO MONTINI	50	M.	BRST	LINLEY FRAME	AUS	04/17/2012	33.09	1:03.60	05/20/2012	RUS	VLADISLAV BRAGIN	100	M.	BRST	LINLEY FRAME	AUS	04/14/2012	1:12.74	2:18.94	06/24/2009	ITA	ALBERTO MONTINI	200	M.	BRST	S.VON DER LIPPE	USA	08/09/2006	2:38.44	25.07	09/08/2011	TUR	SERKAN ATASAY	50	M.	FLY	S.VON DER LIPPE	USA	05/25/2009	28.52	56.17	09/06/2011	TUR	SERKAN ATASAY	100	M.	FLY	S.VON DER LIPPE	USA	05/23/2009	1:03.36	2:05.55	07/11/2004	USA	DENNIS BAKER	200	M.	FLY	S.VON DER LIPPE	USA	07/23/2006	2:24.78	2:10.63	06/25/2009	ITA	ALBERTO MONTINI	200	M.	I.M.	S.VON DER LIPPE	USA	08/05/2007	2:25.03	4:43.00	06/12/2012	GER	UWE VOLK	400	M.	I.M.	K.PIPES-NEILSEN	USA	08/01/2004	5:09.83

***** MEN ***** 45-49 ***** W O M E N *****										
24.26	07/19/2004	JPN	BRENT BARNES	50	M.	FREE	EDITH OTTERMANN	RSA	03/16/2011	26.59
53.77	08/19/2005	ITA	MARCO COLOMBO	100	M.	FREE	K.PIPES-NEILSEN	USA	08/05/2007	59.79
1:57.89	08/06/2009	USA	KEITH SWITZER	200	M.	FREE	K.PIPES-NEILSEN	USA	06/13/2009	2:10.09
4:11.07	08/09/2009	USA	KEITH SWITZER	400	M.	FREE	K.PIPES-NEILSEN	USA	09/06/2008	4:35.84
8:42.85	08/04/2006	BRA	MARCUS MATTIOLI	800	M.	FREE	K.PIPES-NEILSEN	USA	08/05/2007	9:24.11
16:38.81	08/10/2009	USA	JEFF ERWIN	1500	M.	FREE	S.HEIM-BOWEN	USA	08/17/2003	17:55.83
28.05	06/07/2008	USA	STEVE WOOD	50	M.	BACK	ELLEN REYNOLDS	USA	07/07/2012	31.71
1:00.13	06/08/2008	USA	STEVE WOOD	100	M.	BACK	K.PIPES-NEILSEN	USA	05/24/2009	1:08.11
2:13.37	08/12/2012	USA	RICH SAEGER	200	M.	BACK	K.PIPES-NEILSEN	USA	05/22/2009	2:26.06
29.63	06/24/2011	ITA	RICO ROLLI	50	M.	BRST	S.VON DER LIPPE	USA	07/17/2010	33.66
1:06.35	09/17/2009	UKR	V.PYLYPCHENKO	100	M.	BRST	MARZENA KULIS	ITA	09/17/2009	1:13.49
2:24.91	09/19/2009	UKR	V.PYLYPCHENKO	200	M.	BRST	H.MORIS-EYTON	RSA	03/15/2013	2:43.73
25.65	07/08/2012	USA	NICHOLAS DECKER	50	M.	FLY	EDITH OTTERMANN	RSA	02/19/2011	28.97
56.85	08/11/2002	USA	PAUL CARTER	100	M.	FLY	K.PIPES-NEILSEN	USA	09/06/2008	1:05.69
2:06.94	08/09/2006	USA	DENNIS BAKER	200	M.	FLY	K.PIPES-NEILSEN	USA	06/20/2009	2:24.34
2:11.22	06/13/2012	FRA	NICOLAS GRANGER	200	M.	I.M.	K.PIPES-NEILSEN	USA	08/16/2008	2:27.57
4:44.76	06/12/2012	FRA	NICOLAS GRANGER	400	M.	I.M.	K.PIPES-NEILSEN	USA	09/05/2008	5:13.85
***** MEN ***** 50-54 ***** W O M E N *****										
24.08	06/27/2009	JPN	BRENT BARNES	50	M.	FREE	LAURA VAL	USA	08/18/2001	28.22
54.94	08/07/2009	USA	BOB BUGG	100	M.	FREE	LAURA VAL	USA	08/19/2001	1:01.13
2:00.34	08/13/2007	USA	DAN STEPHENSON	200	M.	FREE	S.HEIM-BOWEN	USA	04/20/2008	2:15.00
4:16.61	08/13/2007	USA	DAN STEPHENSON	400	M.	FREE	LYNN MARSHALL	CAN	02/19/2011	4:41.19
8:55.05	07/31/2010	BRA	MARCUS MATTIOLI	800	M.	FREE	LYNN MARSHALL	CAN	06/24/2011	9:38.04
17:08.33	08/20/2000	USA	JIM MCCONICA	1500	M.	FREE	LYNN MARSHALL	CAN	03/13/2011	18:29.28
28.60	08/05/2011	USA	STEVE WOOD	50	M.	BACK	LESLIE LIVINGSTON	USA	07/07/2012	32.43
1:01.89	08/06/2011	USA	STEVE WOOD	100	M.	BACK	K.PIPES-NEILSEN	USA	08/12/2012	1:11.78
2:17.57	06/11/2012	USA	MICHAEL SODERLUND	200	M.	BACK	LYNN MARSHALL	CAN	02/19/2011	2:33.03
30.88	08/12/2012	USA	RICHARD SCHROEDER	50	M.	BRST	MONICA CORO	ITA	06/13/2012	34.18
1:09.07	08/12/2012	USA	DAVID GUTHRIE	100	M.	BRST	MONICA CORO	ITA	06/11/2012	1:15.50
2:32.55	08/11/2012	USA	DAVID GUTHRIE	200	M.	BRST	MONICA CORO	ITA	06/15/2012	2:50.92
25.88	08/16/2008	USA	PAUL CARTER	50	M.	FLY	ANGELA ZINGLER	GER	06/04/2004	30.24
57.23	08/15/2008	USA	PAUL CARTER	100	M.	FLY	JILL HERNANDEZ	USA	08/13/2011	1:07.80
2:13.36	11/07/2010	BRA	MARCUS MATTIOLI	200	M.	FLY	LAURA VAL	USA	08/18/2001	2:31.55
2:18.05	07/25/2009	USA	JAMIE FOWLER	200	M.	I.M.	K.PIPES-NEILSEN	FRA	06/13/2012	2:34.32
4:53.69	08/02/2010	BRA	MARCUS MATTIOLI	400	M.	I.M.	LYNN MARSHALL	CAN	02/19/2011	5:32.26
***** MEN ***** 55-59 ***** W O M E N *****										
25.01	07/07/2009	USA	JACK GROSELLE	50	M.	FREE	LAURA VAL	USA	08/17/2008	28.69
56.08	07/23/2009	USA	JACK GROSELLE	100	M.	FREE	LAURA VAL	USA	08/16/2008	1:02.02
2:04.01	07/26/2009	USA	MICHAEL MANN	200	M.	FREE	LAURA VAL	USA	08/06/2009	2:16.28
4:22.49	07/25/2009	USA	MICHAEL MANN	400	M.	FREE	LAURA VAL	USA	07/12/2009	4:50.13
9:00.09	07/24/2009	USA	MICHAEL MANN	800	M.	FREE	LAURA VAL	USA	07/12/2008	10:05.28
17:22.61	08/10/2009	USA	MICHAEL MANN	1500	M.	FREE	LAURA VAL	USA	07/08/2007	19:14.70
30.01	08/05/2011	USA	TOM BARTON	50	M.	BACK	LAURA VAL	USA	08/12/2010	33.75
1:05.46	08/06/2011	USA	TOM BARTON	100	M.	BACK	LAURA VAL	USA	08/17/2008	1:14.41
2:23.84	08/04/2011	USA	TOM BARTON	200	M.	BACK	N.STEADMAN MARTIN	USA	08/06/2009	2:47.52
31.05	09/16/2009	GER	WALTER KUSCH	50	M.	BRST	JENNY WHITELEY	AUS	04/20/2013	37.04
1:11.13	04/19/2008	RSA	TIMOTHY SHEAD	100	M.	BRST	JENNY WHITELEY	AUS	04/18/2013	1:23.16
2:38.66	08/17/2008	USA	RICK COLELLA	200	M.	BRST	JENNY WHITELEY	AUS	04/19/2013	3:02.67
26.86	08/06/2009	USA	GARY HALL	50	M.	FLY	LAURA VAL	USA	08/06/2009	31.42
1:00.56	08/11/2012	USA	PAUL CARTER	100	M.	FLY	LAURA VAL	USA	08/09/2009	1:09.47
2:18.97	08/07/2009	USA	BRAD HORNER	200	M.	FLY	LAURA VAL	USA	07/08/2007	2:41.51
2:20.83	08/09/2009	USA	MICHAEL MANN	200	M.	I.M.	LAURA VAL	USA	08/16/2008	2:43.45
5:04.07	07/26/2009	USA	MICHAEL MANN	400	M.	I.M.	LAURA VAL	USA	07/10/2009	5:49.40
***** MEN ***** 60-64 ***** W O M E N *****										
25.23	08/07/2006	USA	RICHARD ABRAHAMS	50	M.	FREE	LAURA VAL	USA	08/06/2011	29.31
58.61	08/15/2005	USA	RICHARD ABRAHAMS	100	M.	FREE	LAURA VAL	USA	08/05/2011	1:03.83
2:12.57	05/16/2010	USA	JIM MCCONICA	200	M.	FREE	LAURA VAL	USA	06/12/2012	2:21.48
4:40.00	08/11/2012	USA	JIM MCCONICA	400	M.	FREE	LAURA VAL	USA	08/12/2012	4:59.82
9:35.50	08/12/2012	USA	JIM MCCONICA	800	M.	FREE	LAURA VAL	USA	07/08/2011	10:27.71
18:12.09	06/06/2010	USA	JIM MCCONICA	1500	M.	FREE	LAURA VAL	USA	07/08/2011	19:52.85
31.46	06/02/2007	USA	HUGH WILDER	50	M.	BACK	LAURA VAL	USA	07/07/2012	34.30
1:08.77	06/02/2007	USA	HUGH WILDER	100	M.	BACK	LAURA VAL	USA	06/15/2012	1:16.08
2:33.94	05/06/2012	USA	JIM MCCONICA	200	M.	BACK	LAURA VAL	USA	06/26/2011	2:48.78
32.80	04/17/2012	AUS	STUART ELLICOTT	50	M.	BRST	MONIKA SENFTLEBEN	GER	03/27/2002	38.48
1:14.14	07/06/2012	USA	TIMOTHY SHEAD	100	M.	BRST	BONNIE PRONK	CAN	03/28/2002	1:27.64
2:42.84	07/07/2012	USA	RICK COLELLA	200	M.	BRST	BONNIE PRONK	CAN	03/26/2002	3:14.49
27.92	08/15/2005	USA	RICHARD ABRAHAMS	50	M.	FLY	LAURA VAL	USA	07/08/2012	32.27
1:03.03	08/15/2005	USA	RICHARD ABRAHAMS	100	M.	FLY	LAURA VAL	USA	08/04/2011	1:12.06
2:29.05	08/06/2011	USA	LAWRENCE DAY	200	M.	FLY	LAURA VAL	USA	08/06/2011	2:41.03
2:30.05	06/13/2012	USA	TIMOTHY SHEAD	200	M.	I.M.	LAURA VAL	USA	08/12/2012	2:50.00
5:11.73	07/06/2012	USA	RICK COLELLA	400	M.	I.M.	LAURA VAL	USA	07/08/2011	5:56.27

World Records

***** MEN *****										***** WOMEN *****											
***** MEN *****										***** WOMEN *****											
***** MEN *****										***** WOMEN *****											
26.33	08/12/2010	USA	RICHARD ABRAHAMS	50	M.	FREE	CAROLYN BOAK	USA	08/11/2010	31.84	1:00.38	08/12/2010	USA	RICHARD ABRAHAMS	100	M.	FREE	CHRISTEL SCHULZ	GER	08/19/2005	1:12.00
2:18.53	08/15/2008	USA	TOM LANDIS	200	M.	FREE	CAROLYN BOAK	USA	08/10/2010	2:39.05	5:00.26	03/10/2007	USA	TOM LANDIS	400	M.	FREE	JEN THOMASSON	AUS	04/24/2008	5:43.10
10:25.94	06/10/2007	USA	TOM LANDIS	800	M.	FREE	JEN THOMASSON	AUS	04/18/2008	11:53.17	20:00.97	04/06/2008	USA	TOM LANDIS	1500	M.	FREE	JEN THOMASSON	AUS	07/26/2008	22:40.65
30.95	07/07/2012	USA	HUGH WILDER	50	M.	BACK	MARGIT OHLSSON	SWE	09/07/2011	37.11	1:09.79	07/08/2012	USA	HUGH WILDER	100	M.	BACK	MARGIT OHLSSON	SWE	08/05/2010	1:21.81
2:40.95	02/22/2008	GER	BERND HORSTMANN	200	M.	BACK	MARGIT OHLSSON	SWE	09/07/2011	3:00.24	34.61	09/05/2009	JPN	OSAMU MAEDA	50	M.	BRST	MONIKA SENFTLEBEN	GER	06/14/2009	41.52
1:18.11	08/06/2009	USA	KENNETH FROST	100	M.	BRST	NOBUKO YASUDA	JPN	06/20/2010	1:33.23	2:58.13	07/07/2012	USA	ROBERT STRAND	200	M.	BRST	NOBUKO YASUDA	JPN	08/05/2010	3:24.79
28.54	06/27/2009	ESP	JOSEP CLARET	50	M.	FLY	DIANN UUSTAL	USA	08/05/2011	35.42	1:07.34	08/11/2010	USA	RICHARD ABRAHAMS	100	M.	FLY	CAROLYN BOAK	USA	08/11/2010	1:26.17
2:47.60	06/20/2009	GBR	DEREK PARR	200	M.	FLY	CAROLYN BOAK	USA	08/12/2010	3:21.42	2:43.37	08/09/2009	USA	RICHARD BURNS	200	M.	I.M.	BRIGITTE MERTEN	GER	07/01/2011	3:05.40
5:52.50	07/06/2012	USA	GEORGE WENDT	400	M.	I.M.	CAROLYN BOAK	USA	07/23/2010	6:37.45	***** MEN *****										
***** MEN *****										***** WOMEN *****											
***** MEN *****										***** WOMEN *****											
28.35	06/26/2011	CAN	IAN SMITH	50	M.	FREE	CHRISTEL SCHULZ	GER	01/16/2010	33.57	1:05.40	08/15/2005	USA	CAV CAVANAUGH	100	M.	FREE	YOSHIKO OSAKI	JPN	09/05/2009	1:14.28
2:26.20	08/15/2008	USA	DAVID RADCLIFF	200	M.	FREE	CHRISTEL SCHULZ	GER	08/02/2010	2:48.03	5:12.05	05/04/2001	USA	GRAHAM JOHNSTON	400	M.	FREE	YOSHIKO OSAKI	JPN	07/18/2008	5:54.97
10:45.92	03/24/2002	USA	GRAHAM JOHNSTON	800	M.	FREE	YOSHIKO OSAKI	JPN	11/01/2009	12:13.07	20:36.56	08/16/2001	USA	GRAHAM JOHNSTON	1500	M.	FREE	JANE ASHER	GBR	06/01/2001	24:06.48
34.90	06/16/2012	GER	BERND HORSTMANN	50	M.	BACK	SATOKO TAKEUJI	JPN	10/06/2012	39.67	1:16.64	04/30/2009	NZL	BARRY YOUNG	100	M.	BACK	SATOKO TAKEUJI	JPN	06/15/2012	1:26.15
2:48.10	03/14/2009	NZL	BARRY YOUNG	200	M.	BACK	SATOKO TAKEUJI	JPN	07/14/2012	3:11.54	37.23	09/05/2009	JPN	YOSHIHIKO OSAKI	50	M.	BRST	MONIKA SENFTLEBEN	GER	08/26/2012	42.80
1:24.71	04/19/2008	USA	KARL WIEDAMANN	100	M.	BRST	DIANE FORD	GBR	03/09/2013	1:37.39	3:04.79	03/14/2009	AUS	MICHAEL MALONEY	200	M.	BRST	SHOKO YONEZAWA	JPN	03/06/2005	3:34.32
31.49	09/24/2007	JPN	HIROSHI MATSUMOTO	50	M.	FLY	CHRISTEL SCHULZ	GER	05/08/2010	37.93	1:16.04	06/09/2012	JPN	KOJI IWAMOTO	100	M.	FLY	YOSHIKO OSAKI	JPN	07/19/2008	1:34.51
2:53.86	05/02/2009	NZL	BARRY YOUNG	200	M.	FLY	JUNE KRAUSER	USA	06/27/1996	3:39.91	2:45.60	05/03/2009	NZL	BARRY YOUNG	200	M.	I.M.	YOSHIKO OSAKI	JPN	06/21/2008	3:13.19
5:57.81	05/01/2009	NZL	BARRY YOUNG	400	M.	I.M.	YOSHIKO OSAKI	JPN	11/09/2008	6:54.93	***** MEN *****										
***** MEN *****										***** WOMEN *****											
***** MEN *****										***** WOMEN *****											
30.28	07/11/2009	USA	DAVID RADCLIFF	50	M.	FREE	JANE ASHER	GBR	03/03/2006	34.85	1:06.63	07/12/2009	USA	DAVID RADCLIFF	100	M.	FREE	JANE ASHER	GBR	08/05/2006	1:20.15
2:25.66	06/06/2009	USA	DAVID RADCLIFF	200	M.	FREE	JANE ASHER	GBR	04/20/2008	2:56.57	5:17.77	03/07/2009	USA	DAVID RADCLIFF	400	M.	FREE	JANE ASHER	GBR	08/10/2006	6:13.20
11:07.90	07/10/2009	USA	DAVID RADCLIFF	800	M.	FREE	JANE ASHER	GBR	10/22/2006	12:58.94	21:03.06	07/10/2009	USA	DAVID RADCLIFF	1500	M.	FREE	JANE ASHER	GBR	03/03/2006	24:41.76
36.14	08/16/2008	USA	YOSHI OYAKAWA	50	M.	BACK	SHOKO YONEZAWA	JPN	01/17/2010	42.06	1:20.98	06/14/2009	USA	BURWELL JONES	100	M.	BACK	JANE ASHER	GBR	10/21/2006	1:38.62
2:57.72	06/13/2010	USA	BURWELL JONES	200	M.	BACK	JANE ASHER	GBR	06/16/2006	3:34.35	39.57	07/01/2011	GER	HANS REICHEL	50	M.	BRST	SHOKO YONEZAWA	JPN	03/06/2010	43.95
1:29.35	12/08/2012	AUS	TONY GOODWIN	100	M.	BRST	SHOKO YONEZAWA	JPN	03/06/2010	1:38.81	3:17.54	01/21/2012	AUS	TONY GOODWIN	200	M.	BRST	SHOKO YONEZAWA	JPN	03/07/2010	3:41.53
32.76	09/29/2012	JPN	HIROSHI MATSUMOTO	50	M.	FLY	JANE ASHER	GBR	08/06/2006	41.99	1:26.04	07/19/2008	JPN	TAKASHI HAYASHI	100	M.	FLY	JUDIE OLIVER	CAN	04/22/2007	1:47.40
3:26.21	06/15/2012	RSA	DAVID MCLACHLAN	200	M.	FLY	SYLVIA NEUHAUSER	AUT	06/09/2004	4:03.55	3:06.58	06/13/2009	USA	BURWELL JONES	200	M.	I.M.	JANE ASHER	GBR	01/29/2006	3:38.46
6:48.48	06/14/2009	USA	BURWELL JONES	400	M.	I.M.	JANE ASHER	GBR	03/03/2006	7:39.96	***** MEN *****										
***** MEN *****										***** WOMEN *****											
***** MEN *****										***** WOMEN *****											
31.96	05/20/2012	ESP	ROBERTO ALBERICHE	50	M.	FREE	JANE ASHER	GBR	05/05/2012	37.61	1:13.12	07/02/2011	ESP	ROBERTO ALBERICHE	100	M.	FREE	JANE ASHER	GBR	06/19/2011	1:24.18
2:48.76	07/01/2011	ESP	ROBERTO ALBERICHE	200	M.	FREE	JANE ASHER	GBR	03/05/2011	3:07.40	6:10.13	05/20/2012	USA	GRAHAM JOHNSTON	400	M.	FREE	JANE ASHER	GBR	05/05/2012	6:39.90
12:51.45	06/09/2012	USA	GRAHAM JOHNSTON	800	M.	FREE	JANE ASHER	GBR	01/29/2011	13:51.21	24:40.69	05/15/2011	ITA	DIVANO GIULIO	1500	M.	FREE	MARGERY MEYER	USA	08/18/2002	29:35.03
38.15	04/28/2013	JPN	S.SEKIKAWA	50	M.	BACK	BUNNY CEDERLUND	USA	03/29/2002	46.39	1:25.07	04/27/2013	JPN	S.SEKIKAWA	100	M.	BACK	JANE ASHER	GBR	05/07/2011	1:46.11
3:16.82	03/07/2004	JPN	KEIJIRO NAKAMURA	200	M.	BACK	JANE ASHER	GBR	05/06/2012	3:47.96	41.68	09/18/2006	JPN	TOSHIO TAJIMA	50	M.	BRST	ELIANE PELLIS	BEL	03/16/2013	48.36
1:40.11	04/18/2013	AUS	PATRICK GALVIN	100	M.	BRST	ELIANE PELLIS	BEL	03/16/2013	1:50.05	3:47.15	04/19/2013	AUS	PATRICK GALVIN	200	M.	BRST	A.VAN OBERGHEN	BEL	05/04/2012	4:05.52
39.65	05/15/2011	ITA	DIVANO GIULIO	50	M.	FLY	JANE ASHER	GBR	06/17/2011	46.21	1:29.39	03/06/2011	ITA	DIVANO GIULIO	100	M.	FLY	JUDIE OLIVER	CAN	04/21/2012	1:54.93
3:31.42	06/22/2011	ITA	GIULIO DIVANO	200	M.	FLY	JUDIE OLIVER	CAN	07/14/2012	4:15.19	3:29.66	07/14/2012	ESP	ROBERTO ALBERICHE	200	M.	I.M.	JANE ASHER	GBR	05/07/2011	3:54.07

7:12.63	06/23/2011	ITA	GIULIO DIVANO	400	M.	I.M.	JANE ASHER	GBR	01/30/2011	8:21.88
*****	*****	MEN	*****	85-89	*****	*****	*****	W O M E N	*****	*****
33.94	03/02/2008	JPN	KEIJIRO NAKAMURA	50	M.	FREE	OLGA JOHNSON	NZL	03/25/2006	44.70
1:23.25	06/06/2010	USA	FRANK PIEMME	100	M.	FREE	JEAN TROY	USA	06/09/2012	1:43.68
3:13.78	07/16/2000	JPN	HIKOJI UEKI	200	M.	FREE	JEAN TROY	USA	07/14/2012	3:49.67
7:02.33	04/20/2013	AUS	ROD BAKER	400	M.	FREE	JEAN TROY	USA	07/15/2012	8:06.04
14:36.90	04/06/2008	USA	WILLARD LAMB	800	M.	FREE	MARGERY MEYER	USA	07/08/2007	17:09.73
28:35.24	04/06/2008	USA	WILLARD LAMB	1500	M.	FREE	MARGERY MEYER	USA	07/10/2009	32:11.49
39.89	07/18/2008	JPN	KEIJIRO NAKAMURA	50	M.	BACK	BETTY LORENZI	USA	07/07/2012	51.81
1:31.65	03/02/2008	JPN	KEIJIRO NAKAMURA	100	M.	BACK	BETTY LORENZI	USA	07/08/2012	1:54.22
3:28.59	07/19/2008	JPN	KEIJIRO NAKAMURA	200	M.	BACK	BETTY LORENZI	USA	07/06/2012	4:11.77
45.66	06/19/2010	JPN	TOSHIO TAJIMA	50	M.	BRST	OLGA KOKORINA	RUS	09/16/2009	57.24
1:51.79	07/24/2010	USA	FRANK PIEMME	100	M.	BRST	OLGA KOKORINA	RUS	05/31/2009	2:09.75
4:10.75	07/22/2012	USA	AL CRAIG	200	M.	BRST	OLGA KOKORINA	RUS	05/30/2009	4:43.93
45.63	07/03/2010	USA	FRANK PIEMME	50	M.	FLY	LOIS KIVI NOCHMAN	USA	06/07/2009	1:01.94
1:55.18	08/03/2010	USA	THOMAS MAINE	100	M.	FLY	LOIS KIVI NOCHMAN	USA	08/07/2009	2:23.89
4:15.86	07/11/2010	USA	THOMAS MAINE	200	M.	FLY	LOIS KIVI NOCHMAN	USA	07/25/2009	5:07.64
3:51.20	08/03/2010	USA	THOMAS MAINE	200	M.	I.M.	JEAN TROY	USA	06/09/2012	5:09.82
8:21.81	07/11/2010	USA	THOMAS MAINE	400	M.	I.M.	JEAN TROY	USA	06/10/2012	10:45.77
*****	*****	MEN	*****	90-94	*****	*****	*****	W O M E N	*****	*****
40.72	08/11/2003	USA	WOODY BOWERSOCK	50	M.	FREE	HISAKO KOGA	JPN	10/07/2007	54.97
1:38.05	09/24/2006	JPN	GORO KOBAYASHI	100	M.	FREE	HISAKO KOGA	JPN	10/07/2007	2:00.12
3:54.89	07/19/2004	JPN	TOKUSHI KOMEDA	200	M.	FREE	RITA SIMONTON	USA	07/20/2008	4:19.80
8:13.45	09/26/2004	JPN	TOKUSHI KOMEDA	400	M.	FREE	RITA SIMONTON	USA	08/03/2008	9:04.93
17:54.42	11/03/2005	JPN	TOKUSHI KOMEDA	800	M.	FREE	RITA SIMONTON	USA	08/14/2008	18:53.58
36:47.02	08/22/1993	USA	GUS LANGNER	1500	M.	FREE	RITA SIMONTON	USA	06/01/2008	36:02.20
46.82	07/17/2006	JPN	GORO KOBAYASHI	50	M.	BACK	AILEEN SOULE	USA	08/25/1996	1:03.49
1:45.46	08/09/2006	JPN	GORO KOBAYASHI	100	M.	BACK	AILEEN SOULE	USA	08/25/1996	2:23.23
4:05.77	07/16/2007	JPN	GORO KOBAYASHI	200	M.	BACK	WILLY VAN RYSEL	GBR	03/03/2006	5:17.36
57.20	09/25/2005	JPN	HIROMU YOSHIMOTO	50	M.	BRST	OLGA KOKORINA	RUS	04/13/2013	1:04.47
2:15.43	09/19/2005	JPN	HIROMU YOSHIMOTO	100	M.	BRST	OLGA KOKORINA	RUS	04/12/2013	2:29.26
5:17.47	07/18/2005	JPN	HIROMU YOSHIMOTO	200	M.	BRST	BARBARA BOHM	GER	08/05/2010	6:53.97
1:00.30	08/11/2003	USA	WALTER PFEIFFER	50	M.	FLY	YONE MURATA	JPN	07/16/2012	1:22.05
2:31.03	08/11/2003	USA	WALTER PFEIFFER	100	M.	FLY				
5:51.79	08/11/2003	USA	WALTER PFEIFFER	200	M.	FLY				
5:02.64	02/29/2004	JPN	TOKUSHI KOMEDA	200	M.	I.M.	RITA SIMONTON	USA	08/16/2008	6:30.12
11:19.91	08/11/2003	USA	WALTER PFEIFFER	400	M.	I.M.				
*****	*****	MEN	*****	95-99	*****	*****	*****	W O M E N	*****	*****
47.43	04/19/2013	AUS	GEORGE CORONES	50	M.	FREE	SHIZUE SHIMIZU	JPN	07/17/2006	1:14.38
1:57.88	04/20/2013	AUS	GEORGE CORONES	100	M.	FREE	MIEKO NAGAOKA	JPN	06/14/2009	2:56.83
5:13.23	08/23/1998	USA	GUS LANGNER	200	M.	FREE	MIEKO NAGAOKA	JPN	09/25/2009	6:30.34
11:30.53	08/23/1998	USA	GUS LANGNER	400	M.	FREE	MIEKO NAGAOKA	JPN	01/16/2011	13:52.13
22:28.28	08/23/1998	USA	GUS LANGNER	800	M.	FREE	MIEKO NAGAOKA	JPN	06/13/2010	29:29.02
47:30.40	08/23/1999	USA	GUS LANGNER	1500	M.	FREE	MIEKO NAGAOKA	JPN	06/11/2011	54:09.81
1:01.61	07/16/2010	JPN	TOSHIJI SATO	50	M.	BACK	MIEKO NAGAOKA	JPN	12/06/2009	1:19.05
2:22.83	07/18/2010	JPN	TOSHIJI SATO	100	M.	BACK	MIEKO NAGAOKA	JPN	03/07/2010	2:55.56
5:30.07	07/17/2010	JPN	TOSHIJI SATO	200	M.	BACK	MIEKO NAGAOKA	JPN	03/06/2010	6:29.99
1:10.83	06/19/2010	JPN	HIROMU YOSHIMOTO	50	M.	BRST	MIEKO NAGAOKA	JPN	09/11/2010	2:24.83
2:40.08	06/20/2010	JPN	HIROMU YOSHIMOTO	100	M.	BRST				
5:47.31	06/20/2010	JPN	HIROMU YOSHIMOTO	200	M.	BRST				
2:01.41	06/01/2008	USA	WALTER PFEIFFER	50	M.	FLY				
4:09.52	06/01/2008	USA	WALTER PFEIFFER	100	M.	FLY				
14:05.25	06/01/2008	USA	WALTER PFEIFFER	200	M.	FLY				
8:55.97	06/01/2008	USA	WALTER PFEIFFER	200	M.	I.M.				
17:29.20	06/01/2008	USA	WALTER PFEIFFER	400	M.	I.M.				
*****	*****	MEN	*****	100-104	*****	*****	*****	W O M E N	*****	*****
1:40.46	07/09/1994	USA	TOM LANE	50	M.	FREE	MARY MAINA	AUS	10/03/1994	5:10.84
4:05.98	07/09/1994	USA	TOM LANE	100	M.	FREE				
				200	M.	FREE				
				400	M.	FREE				
				800	M.	FREE				
				1500	M.	FREE				
1:50.73	07/09/1994	USA	TOM LANE	50	M.	BACK				
4:13.84	07/09/1994	USA	TOM LANE	100	M.	BACK				
9:04.31	07/09/1994	USA	TOM LANE	200	M.	BACK				
				50	M.	BRST				
				100	M.	BRST				
				200	M.	BRST				
				50	M.	FLY				
				100	M.	FLY				
				200	M.	FLY				

World Records

200 M. I.M.

400 M. I.M.

***** RELAY 200 M. FREE - WOMEN *****
 100-119 GOLD RUSH JPN 10/08/2006 1:51.41
 NAHOMI SHIRATA AKIKO YAMAMOTO
 ARISA NAKAMURA MIHO OKUHARA
 120-159 TSUNAMI RUS 06/14/2012 1:50.08
 EKATERINA YUDINA OLGA BORISOVA
 OXANA BRONITSKAYA LIUBOV IUDINA
 160-199 TEAM TYR USA 08/08/2006 1:48.44
 SHERI HART COLLETTE SAPPEY
 ANNA PETTIS-SCOTT SUSAN VON DER LIPPE
 200-239 CAPE TOWN MASTERS RSA 03/19/2011 1:56.04
 SANDERINA KRUGER CECILIA STANFORD
 MARCELLE STRAUSS EDITH OTTERMANN
 240-279 PACIFIC NORTHWEST AQ USA 07/06/2012 2:09.56
 LISA DAHL SARAH WELCH
 CHARLOTTE DAVIS SUZANNE DILLS
 280-319 JUEI CLUB JPN 07/17/2006 2:33.19
 TERUKO NISHISAKO MIYOKO IMURA
 MIEKO KAMOSHITA YURIKO NAGAMATSU
 320-359 BIG S YOKOHAMA JPN 06/24/2012 3:04.88
 SHOKO YONEZAWA MASAE KURATA
 SHIGEKO TANAKA MIEKO KAMOSHITA
 360-399 NORTH LODGE NEPTUNES AUS 02/24/2013 5:49.70
 CLARICE ARTIS NANCY AYRES
 TRUDY BULLIVANT HAZEL GILLBEE

***** RELAY 200 M. MEDLEY - WOMEN *****
 100-119 GOLD RUSH JPN 10/08/2006 2:04.99
 NAHOMI SHIRATA MEGUMI MASEDA
 AKIKO YAMAMOTO MIHO OKUHARA
 120-159 GOLD RUSH JPN 08/08/2006 2:04.02
 NAHOMI SHIRATA MIHO OKUHARA
 CHIHIRO SAITO YUKIKO OZAWA
 160-199 TEAM TYR USA 08/08/2006 2:04.75
 JENNIFER STEIN SUSAN VON DER LIPPE
 BETSY CLEARY COLLETTE SAPPEY
 200-239 OREGON MASTERS USA 08/17/2008 2:10.98
 KAREN ANDRUS-HUGHES BECKY OBLETZ
 ARLENE DELMAGE ROBIN PARISI
 240-279 PACIFIC NORTHWEST AQ USA 07/07/2012 2:29.28
 STELLA PREISSLER LISA DAHL
 CHARLOTTE DAVIS SUZANNE DILLS
 280-319 SPENCER SWIM TEAM GBR 03/16/2012 2:57.25
 JANET BROWN MURIEL HITCHCOCK
 DIANE FORD CAROL FELLOWS
 320-359 BIG S YOKOHAMA JPN 03/16/2013 3:28.57
 SHOKO YONEZAWA MASAE KURATA
 SONOE WATANABE MIEKO KAMOSHITA
 360-399

***** RELAY 400 M. FREE - WOMEN *****
 100-119 NORTH SYDNEY AUS 07/18/2010 4:19.38
 GILLIAN O'MARA MELISSA BEAMES
 MELANIE SPEET ISLA HALE
 120-159 RYOGOKU KINGYO JPN 06/16/2012 4:07.62
 HITOMI MATSUDA MACHIKO IWASHITA
 SATSUKI HIRUKAWA MABI TSUKIOKA
 160-199 TSUNAMI RUS 06/05/2011 4:17.76
 EKATERINA YUDINA MARTA RUMYANTSEVA
 OLGA BORISOVA OXANA BRONITSKAYA
 200-239 CAPE TOWN RSA 03/14/2013 4:20.68
 SANDERINA KRUGER CECILIA STANFORD
 EDITH OTTERMANN PERRY CADIZ
 240-279 GOLD COAST MASTERS USA 06/12/2011 5:10.93
 PAT SARGEANT MAUREEN HUGHES
 JEANNIE MITCHELL DANIELLE OGIER
 280-319 VIRGINIA MASTERS SWI USA 08/22/2010 6:07.55
 JOHNNIE DETRICK LAURA WALKER
 BETH SCHREINER BETSY DURRANT
 320-359 BIG S YOKOHAMA JPN 06/16/2012 7:10.67
 SHOKO YONEZAWA SHIGEKO TANAKA
 MASAE KURATA MIEKO KAMOSHITA
 360-399

***** RELAY 400 M. MEDLEY - WOMEN *****
 100-119 SPENCER SWIM TEAM GBR 06/20/2010 4:53.52
 MELANIE SMITH TRACEY WORTHY
 KIRSTY HODD LAURE BACHER-FUENTES
 120-159 RYOGOKU KINGYO JPN 06/16/2012 4:37.21
 MITSUKO AZEYANAGI SATSUKI HIRUKAWA
 HITOMI MATSUDA MACHIKO IWASHITA
 160-199 LONG EATON GBR 05/05/2012 4:52.79
 MARGARET TUCK HELEN GORMAN
 REBECCA FOX HELEN AKERS GBR
 200-239 CAPE TOWN RSA 03/14/2013 5:11.20
 DI COETZEE CECILIA STANFORD
 JEAN DEGENAAR PERRY CADIZ
 240-279 OREGON USA 07/09/2011 5:33.65
 JOY WARD GINGER PIERSON
 COLETTE CRABBE KAREN ANDRUS-HUGHES
 280-319 SPENCER SWIM TEAM GBR 02/09/2013 6:43.47
 JANET BROWN MURIEL HITCHCOCK
 DIANE FORD ALISON GWYNN
 320-359 BIG S YOKOHAMA JPN 06/16/2012 8:27.67
 SHIGEKO TANAKA MASAE KURATA
 SONOE WATANABE MIEKO KAMOSHITA
 360-399

***** RELAY 800 M. FREE - WOMEN *****
 100-119 TRAFFORD METRO GBR 05/05/2012 9:23.95
 EMMA ROSS REBECCA LENNON
 LAURA BOWDEN LUCY LLOYD-ROACH
 120-159 OTTER SC GBR 06/18/2010 9:18.66
 NATALIE EFFEMEY GINA HOBSON
 HELEN PRENTICE MICHELLE SENEAL
 160-199 SC WIKING HERNE GER 04/08/2011 9:41.26
 PETRA DUDA TANJA BLOCH
 GABRIELE BRKOWSKI TANJA KINTRUP
 200-239 CAPETOWN RSA 02/14/2013 10:02.67
 DI COETZEE JEAN DEGENAAR
 MARCELLE STRAUSS CECILIA STANFORD
 240-279 GOLD COAST MASTERS USA 06/10/2011 11:30.92
 PAT SARGEANT MAUREEN HUGHES
 JEANNIE MITCHELL DANIELLE OGIER

280-319 SPENCER SWIM TEAM GBR 02/10/2013 13:32.23
 JEAN HOWARD-JONES DIANE FORD
 MURIEL HITCHCOCK ALISON GWYNN
 320-359 SUKOYAKA ST JPN 08/26/2012 19:36.35
 CHIYOKO TAKIZAWA TOSHIKO AMANO
 EIKO SATO TERUKO UEDA
 360-399

***** RELAY 200 M. FREE - M E N *****
 100-119 MAC-MINA BRA 11/29/2009 1:31.95
 RENE LEITE RODRIGO TRIVINO
 DANIEL BELINI PIERO RODIGHERI
 120-159 SCAQ USA 07/26/2009 1:34.82
 MATTHEW CORNUE ERIK HOCHSTEIN
 ERIK TOLMACHOFF CHRISTOPHER BEACH
 160-199 TEAM TYR USA 08/08/2006 1:36.28
 MATTHEW EISENHUTH JOHN SMITH
 RICHARD SAEGER PAUL SMITH
 200-239 COLORADO USA 08/08/2006 1:38.24
 JACK GROSELLE TRIP HEDRICK
 STEVE WOOD RICHARD ABRAHAMS
 240-279 OREGON MASTERS USA 08/16/2008 1:45.90
 MIKE TENNANT TOM LANDIS
 ROBERT SMITH WES EDWARDS
 280-319 GOLD USA 06/21/2009 1:59.60
 DAVID QUIGGIN ANDY MORROW
 DAVID MCINTYRE CAV CAVANAUGH
 320-359 JUEI CLUB JPN 07/21/2003 2:20.89
 SHOICHI SHIDA KEIJIRO NAKAMURA
 KATSUZO SHIRAYAMA ISAMU TAMURA
 360-399 JUEI CLUB JPN 03/02/2008 3:08.87
 ISAMU TAMURA HIDEYA FUJII
 TOKUSHI KOMEDA HIDEKAZU TAMURA

***** RELAY 200 M. MEDLEY - M E N *****
 100-119 MOBI DICK BRA 05/14/2005 1:44.60
 JAIME SUMIDA LEONARDO DEFRANCA
 EDUARDO FISCHER PAULO HORST
 120-159 KATLAN MASTERS UKR 09/09/2011 1:45.71
 VJACHESLAV SHIRSHOV DENYS SYLANTIEV
 OLEKSANDR DZHABURIYA OLEKSANDR VOLYNETS
 160-199 TEAM TYR USA 08/08/2006 1:47.72
 RICH SAEGER GREG RHODENBAUGH
 PAUL SMITH JOHN SMITH
 200-239 COLORADO USA 08/08/2006 1:50.83
 STEVE WOOD JACK GROSELLE
 TRIP HEDRICK RICHARD ABRAHAMS
 240-279 TAMALPAIS USA 06/14/2012 2:02.72
 RICHARD BURNS KENNETH FROST
 GREG TULL TATE HOLT
 280-319 SAN DIEGO SWIM MASTE USA 08/08/2009 2:16.74
 VINUS VAN BAALEN PETER ANDERSEN
 KEEFE LODWIG DONALD HUBBARD
 320-359 JUEI CLUB JPN 07/16/2007 2:52.80
 KEIJIRO NAKAMURA SHOICHI SHIDA
 IKURO SHIMONO ISAMU TAMURA
 360-399 NISHINOMIYA SUMIRE JPN 06/20/2009 4:13.40
 TOSHIO YURI HIROMU YOSHIMOTO
 TAKESHI YASUKAWA KAZUNAGA AKUTSU

***** RELAY 400 M. FREE - M E N *****
 100-119 TSUNAMI RUS 04/14/2013 3:38.01
 SERGEY MUKHIN DMITRY LEBEDEV
 MIKHAIL KREKHOVETS VITALY CHERNYY
 120-159 ILLINOIS MASTERS USA 07/30/2011 3:36.59
 DAVID KINSELLA VINCENT ALLEGRA
 CHARLES CUNNICK TIMOTHY CARLSON
 160-199 LONGHORN AQUATICS USA 07/03/2011 3:38.60
 TYLER BLESSING MIKE VAROZZA
 ANDERS RASMUSSEN CHRIS ECKERMAN
 200-239 LONGHORN AQUATICS USA 08/12/2012 3:52.34
 MIKE VAROZZA JIM SAUER
 DAVID GUTHRIE ANDERS RASMUSSEN
 240-279 VENTURA COUNTY MASTE USA 08/13/2011 4:13.50
 GLENN GRUBER HUBIE KERNS
 JIM MCCONICA MICHAEL BLATT
 280-319 FLUMINENSE F.C. BRA 04/21/2012 4:56.40
 GYORGY PAVETITS ANTONIO ORSELLI
 ONDAMAR SILVA JOSE EUGENIO FERRAZ
 320-359 GAVRILYCH MASTERS UKR 04/07/2013 7:06.72
 VITALII LYSIAK MYKHAILO KRUCHININ
 EDUARD TERENTIEV LURII VLASOV
 360-399

***** RELAY 400 M. MEDLEY - M E N *****
 100-119 KONAMI IRINAKA JPN 06/09/2012 4:15.47
 JUN MIZUTANI HIROYUKI YAMADA
 YO FUJII TAKAHIRO TERADA
 120-159 GUNMA TAKESHI JPN 11/11/2012 4:00.94
 YOSHINORI IWASAKI KAZUYA KOIKE
 AKIHIRO SHIMIZU NOBUAKI INOMATA
 160-199 CWC SHINURAYASU JPN 11/11/2012 4:10.25
 RYOSUKE KUNISAWA MAKOTO ONODERA
 YOSHITO NODA YASUhide SATO
 200-239 LONGHORN AQUATICS USA 08/11/2012 4:13.76
 ANDERS RASMUSSEN DAVID GUTHRIE
 JIM SAUER MIKE VAROZZA
 240-279 VENTURA COUNTY MASTE USA 05/16/2010 4:46.32
 JIM MCCONICA JOHN DERR
 HUBIE KERNS GLENN GRUBER
 280-319 BIRMINGHAM GBR 05/05/2012 5:37.43
 ALAN JACKSON KEITH INGRAM
 TREVOR CLARK ARTHUR LOWE
 320-359 SAN DIEGO SWIM MASTE USA 07/24/2011 7:03.00
 DALE WEBSTER FREDERICK HOPPE
 MIKE FRESHLEY KEN KIMBALL
 360-399

***** RELAY 800 M. FREE - M E N *****
 100-119 G.N.UNIAO BRA 04/25/2013 8:23.59
 ANDRE LORENZI MARIANO SCALCO
 GIANFRANCO MENEGUZ RAFAEL COSTA
 120-159 ILLINOIS MASTERS USA 07/31/2011 8:05.60
 DAVID KINSELLA VINCENT ALLEGRA
 CHARLES CUNNICK TIMOTHY CARLSON
 160-199 G.N.UNIAO BRA 04/25/2013 8:28.04
 FAUSTO DE MATTOS MARCUS MATTIOLI
 FERNANDO LIMONGI EDUARDO MAROCCO

World Records

200-239 ARIZONA MASTERS USA 06/09/2012 8:41.77
 JEFF UTSCH KURT DICKSON
 SCOTT SHAKE BARRY ROTH
 240-279 VENTURA COUNTY MASTE USA 08/11/2012 9:20.38
 JIM MCCONICA HUBIE KERNS
 GLENN GRUBER MICHAEL BLATT
 280-319 OREGON USA 08/25/2012 10:36.95
 BOB BRUCE ROBERT SMITH
 DAVID RADCLIFF TOM LANDIS
 320-359 MASTERS OF SOUTH TEX USA 08/11/2012 14:03.88
 JOE GRAY GRAHAM JOHNSTON
 LOUIS RAIBORN WILLIAM BLAKE
 360-399

***** RELAY 200 M. FREE - MIXED *****
 100-119 OAHU CLUB JPN 07/17/2006 1:41.66
 KOHEI KAWAMOTO ISUZU MAEDA
 HITOMI MATSUDA SHUNSUKE ITO
 120-159 SV WASSERFREUNDE 189 GER 08/04/2010 1:42.10
 SILKE IHSEN TIMO NOLTE
 NINA-CHRISTIN WINTER STEPHAN KUNZELMANN
 160-199 TEAM TYR USA 08/08/2006 1:42.27
 JOHN SMITH RICH SAEGER
 COLLETTE SAPPEY SHERI HART
 200-239 COLORADO USA 08/08/2006 1:44.96
 TRIP HEDRICK KIM CROUCH
 KATHY GARNIER RICHARD ABRAHAMS
 240-279 TAMALPAIS AQUATIC MA USA 08/04/2011 1:56.00
 RICHARD BURNS LAURA VAL
 BARBARA WHEELER TATE HOLT
 280-319 ST KANSAI JPN 07/07/2012 2:13.73
 YOSHIYUKI FUNAHASHI FUSAKO HIROOKA
 YOSHIKO OSAKI KOJI NAKANO
 320-359 JUEI CLUB JPN 07/17/2006 2:37.10
 ISAMU TAMURA MIEKO KAMOSHITA
 YURIKO NAGAMATSU KEIJIRO NAKAMURA
 360-399 NISHINOMIYA SUMIRE JPN 07/18/2005 4:18.13
 KAZUNAGA AKUTSU SUMI SHIMOI
 HIDEKO HANADA HIROMU YOSHIMOTO


***** RELAY 400 M. FREE - MIXED *****
 100-119 CST CASTELLON ESP 07/13/2012 3:55.40
 ARTURO GONZALEZ JENNIFER NOVA
 PAOLA PASTOR OLIVER PLANES
 120-159 OTTER GBR 06/18/2011 3:56.35
 DAVID ROBERTS DAVID WARREN
 GINA HOBSON NATALIE EDDEMEY
 160-199 TSUNAMI RUS 04/12/2013 3:59.41
 VITALY CHERNY OXANA BRONITSKAYA
 OLGA BORISOVA ANDREY KREMLEVSKY
 200-239 CAPE TOWN MASTERS RSA 03/14/2012 4:16.14
 EDITH OTTERMANN CECILIA STANFORD
 NAGEL HEADRICKS TIMOTHY SHEAD
 240-279 NEW ENGLAND MASTERS USA 06/03/2012 4:28.01
 DANIEL ROGACKI JACKI HIRSTY
 TRACEY GRILLI GREG SHAW
 280-319 TEAM FURINKZAN JPN 06/16/2012 5:23.37
 HIROSHI MATSUMOTO RURIKO NAMIKI
 KATSUKO MATSUMOTO AKIRA FUJIMAKI
 320-359 FLORIDA MAVERICK MAS USA 06/12/2011 6:43.08
 CHARLES WEATHERBEE ROBERT MACDONALD
 PATRICIA TULLMAN JEAN TROY
 360-399

***** RELAY 800 M. FREE - MIXED *****
 100-119 CFC FUTAMATAGAWA JPN 11/04/2012 8:59.32
 TAKAYUKI MARDA ERIKA YANAI
 AI UCHIDA HIROSHI TAKAYANAGI

***** RELAY 200 M. MEDLEY - MIXED *****
 100-119 OAHU CLUB JPN 07/17/2006 1:51.99
 TSUYOSHI KITASHITA HITOMI MATSUDA
 KOHEI KAWAMOTO ISUZU MAEDA
 120-159 PHOENIX SWIM CLUB USA 07/08/2012 1:50.77
 NORIKO INADA JEFF COMMINGS
 MISTY HYMAN JOSE PONCE
 160-199 NO STARS MASTERS UKR 09/07/2011 1:56.02
 VIKTOR AREFYEV SVETLANA BONDARENKO
 STANISLAV KROT NATALIA GOLUBOVA
 200-239 SAN DIEGO SWIM MASTE USA 08/15/2005 2:02.32
 KARLYN PIPES-NEILSEN CAROLINE KRATTLI
 SCOTT LAUTMAN VINUS VAN BAALEN
 240-279 TAMALPAIS AQUATIC MA USA 08/08/2009 2:09.06
 RICHARD BURNS KENNETH FROST
 LAURA VAL BARBARA WHEELER
 280-319 ST KANSAI JPN 09/06/2009 2:26.90
 YOSHIKO OSAKI YOSHIYUKI FUNAHASHI
 YOSHIYUKI FUNAHASHI FUSAKO HIROOKA
 320-359 JUEI CLUB JPN 07/19/2009 3:15.58
 KEIJIRO NAKAMURA SHOICHI SHIDA
 SETSUKO KOBAYASHI MIEKO KAMOSHITA
 360-399


***** RELAY 400 M. MEDLEY - MIXED *****
 100-119 SGS HANNOVER GER 07/02/2011 4:29.30
 MARKUS TASCHE ANDREA MARTIN
 NILS FRESE JANA BRENNECKE
 120-159 EDGE JPN 11/04/2012 4:24.48
 NUI SEKIYA RYUTARO MORITA
 MASATERU IKEDA YURIKO IKEDA
 160-199 TSUNAMI RUS 04/16/2011 4:28.25
 OKSANA BRONITSKAYA SERGEY SITDIKOV
 ANDREY KREMLYOVSKIY OLGA BORISOVA
 200-239 C.N.SPORTCITY WOLUWE BEL 12/08/2012 4:51.80
 PIERRETTE MICHEL COLETTE CRABBE
 OLIVIER DELFOSSE LIONEL GODEAUX
 240-279 OREGON USA 07/10/2011 4:58.85
 KAREN ANDRUS-HUGHES ALLEN STARK
 ARLENE DELMAGE DAVID RADCLIFF
 280-319 NEVA STARS RUS 04/16/2011 6:15.21
 KIRA MAKAROVA ALEKSANDR KHARCHENKO
 IGOR ANDREEV OLGA KOKORINA
 320-359 FLORIDA MAVERICKS USA 06/12/2010 8:08.47
 PAUL HUTINGER ROBERT MACDONALD
 PATRICIA TULLMAN JEAN TROY
 360-399

120-159 MOVY	USA	03/09/2013	8:41.82
JOY STOVER	CHRISTIE PETERFISH		
TONY STEWART	ANTHONY DIERS		
160-199 KONAMI NISHINOMIYA	JPN	07/07/2012	8:55.24
KYOKO FUJIOKA	JUNKO NAGASE		
GO KUWATA	TETSUJI HIKOSAKA		
200-239 SYSM	USA	06/11/2010	9:27.80
BILL BRENNER	KEVIN MCCORMACK		
ELLEN BENNETT	ELENE KAY JONES		
240-279 TAMALPAIS AQUATIC MA	USA	07/09/2010	10:09.67
RICHARD BURNS	BARBARA WHEELER		
LAURA VAL	KENNETH FROST		
280-319 ISLAND TAKATSUKI	JPN	06/18/2011	12:20.41
KIHEI YOSHIMURA	KIYOKO IKEUCHI		
MICHIKO OTO	SHINGO YAMAMOTO		
320-359 AZSC	BEL	12/08/2012	15:41.78
GEORGES VERHELST	ELIANE PELLIS		
AGNES VAN OBBERGHEN	JEF VAN ROY		
360-399			



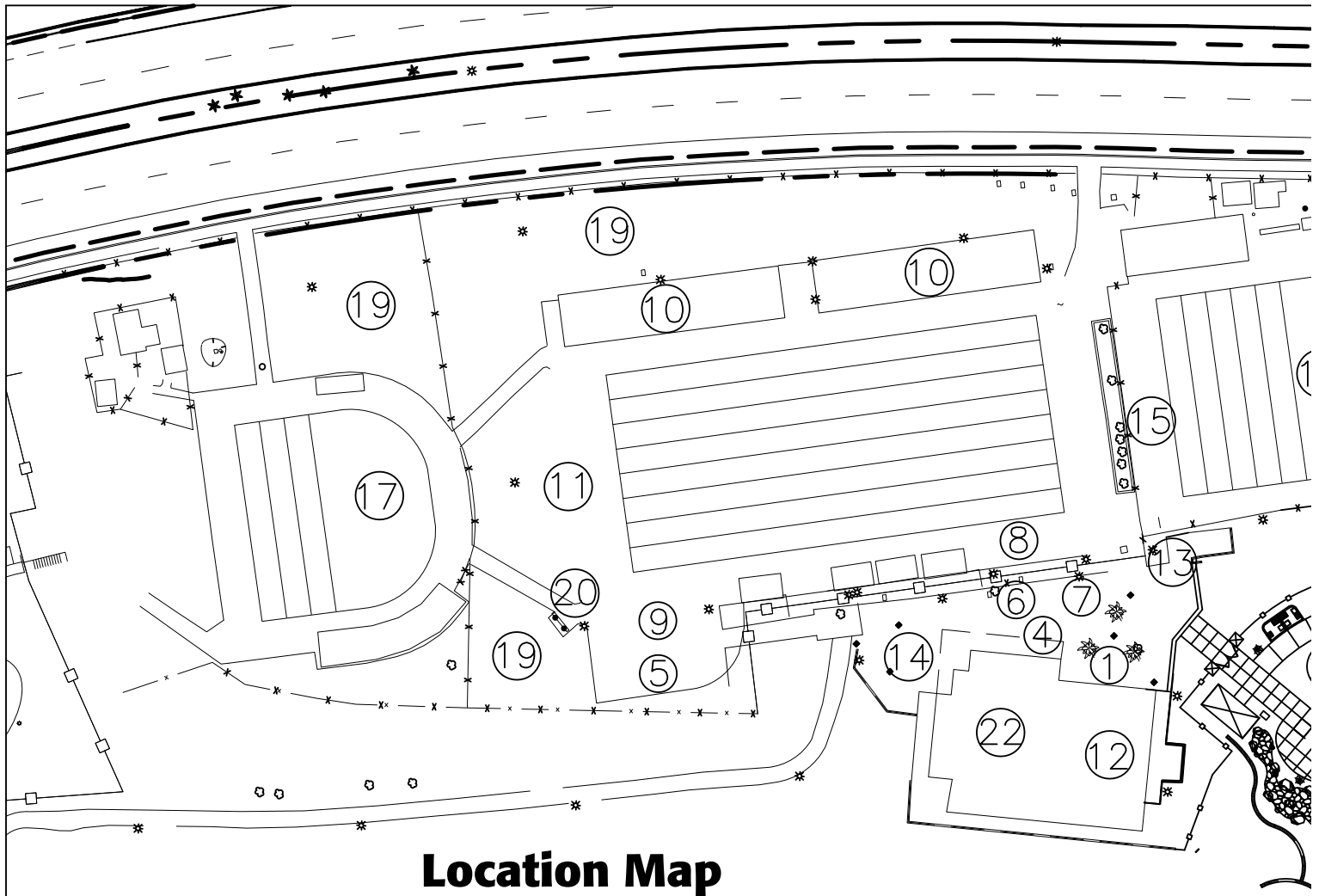
POOL RECORDS Men

1500 Free	15:03.14	2013	Ryan Cochrane - Island Swimming
100 Free	48.54	2012	Nathan Adrian - CAL-PC
200 Fly	1:57.32	2011	Tyler T Clary - FAST -CA
200 Back	1:56.25	2011	Tyler T Clary - FAST -CA
400 Free	3:49.98	2008	Larsen Jensen - TROJ-CA
400 Free Relay	3:21.92	2007	Australia - AUS
200 Free	1:47.89	1985	Matt Biondi - Golden Bear
200 Breast	2:11.02	2011	Kosuke Kitajima - JPN
50 Free	21.90	2008	Nathan Adrian - CAL-PC
400 IM	4:16.45	2011	Tyler T Clary - FAST -CA
800 Free Relay	7:22.77	2005	Japan Swim Federation - JPN
100 Fly	52.53	2013	Tom Shields - CAL
100 Back	54.19	2011	David E Plummer - MTKA -MN
100 Breast	1:01.01	2011	Kosuke Kitajima - JPN
200 IM	2:00.20	2012	Tyler T Clary - FAST -CA
800 Free	7:56.59	2011	Michael P Klueh - UN-CA/FAST
400 Medley Relay	3:40.24	2005	Japan Swim Federation - JPN



Women

800 Free	8:22.57	2007	Kate Ziegler - FISH-PV
100 Free	54.45	2012	Jessica Hardy - TROJ-CA
200 Fly	2:06.09	1985	Mary T Meagher - Lakeside, WI
200 Back	2:10.81	2011	Melissa J Ingram - NZL
400 Free	4:05.44	2007	Kate Ziegler - FISH-PV
400 Free Relay	3:47.62	2013	Australia - Australia
200 Free	1:57.75	2013	Brittany Elmslie - Australia
200 Breast	2:23.66	2011	Yuliya Efimova - UN-CA/TROJ
50 Free	24.88	2008	Jessica Hardy - TROJ-CA
400 IM	4:36.93	2010	Katinka Hosszu - TROJ-CA
800 Free Relay	8:11.88	2005	Japan Swim Federation - JPN
100 Fly	57.40	2013	Katerine Savard - C S Q
100 Back	1:00.05	2013	Emily Seebohm - Australia
100 Breast	1:06.76	2008	Jessica Hardy - TROJ-CA
200 IM	2:11.33	2011	Katie E Hoff - FAST -CA
1500 Free	15:42.54	2007	Kate Ziegler - FISH-PV
400 Medley Relay	4:08.84	2013	Australia - Australia



Location Map

- | | |
|--|----------------------------------|
| 1. MEET REGISTRATION | 13. FIRST AID |
| 2. VENDORS | 14. SNACK BAR |
| 3. HOSPITALITY | 15. HEAT SHEETS / RESULTS |
| 4. VOLUNTEER CHECK-IN | 16. DIVE WELL (WARM-UP POOL) |
| 5. SECONDARY CHANGING AREA | 17. TEACHING POOL (WARM-UP POOL) |
| 6. EVENT CHECK-IN/ CLERK OF COURSE/ RELAYS | 18. JACUZZI |
| 7. PROBLEMS DESK | 19. TEAM TENT SET-UP AREAS |
| 8. TIMING AND MEET OPERATIONS | 20. SCOREBOARD |
| 9. USMS SPONSORS/VENDORS | 21. MASSAGE AREA |
| 10. SHADED GRANDSTANDS | 22. AWARDS |
| 11. BLEACHERS | 23. MESSAGE BOARD |
| 12. RESTROOMS AND SHOWERS | 24. SHUTTLE STOP |

