



Nationwide[®]
is on your side



**U.S. MASTERS
SWIMMING**

April 27-30, 2017

Timeline

Start Times Men	Event	Start Times Women
	Thursday, April 27, 2017	
8:00 a.m.	1650 freestyle (deck seeded)	10:20 a.m.
12:15 p.m.	1000 freestyle (deck seeded)	2:10 p.m.
	<i>Approximate finish time 4:30 p.m.</i>	
	Friday, April 28, 2017	
8:00 a.m.	Men's 500 freestyle (deck seeded)	
9:35 a.m.	30 minute warm-up in competition pool	9:35 a.m.
10:05 a.m.	Ransom Arthur Award presentation	10:05 a.m.
10:15 a.m.	100 breaststroke	10:50 a.m.
11:15 p.m.	200 backstroke	11:55 a.m.
12:40 p.m.	50 butterfly	1:10 p.m.
1:30 p.m.	200 IM	2:20 p.m.
3:00 p.m.	100 freestyle	4:00 p.m.
4:45 p.m.	200 mixed freestyle relay	4:45 p.m.
	<i>Approximate finish time 5:15 p.m.</i>	
	Saturday, April 29, 2017	
	Women's 500 freestyle (deck seeded)	8:00 a.m.
9:50 a.m.	30 minute warm-up in competition pool	9:50 a.m.
10:20 a.m.	100 butterfly	11:00 a.m.
11:25 a.m.	200 breaststroke	12:20 p.m.
1:10 p.m.	100 IM	2:10 p.m.
2:55 p.m.	50 backstroke	3:25 p.m.
3:55 p.m.	200 medley relay	4:15 p.m.
4:30 p.m.	200 freestyle relay	4:50 p.m.
	<i>Approximate finish time 5:15 p.m.</i>	
	Sunday, April 30, 2017	
8:00 a.m.	400 IM (deck seeded)	9:05 a.m.
10:05 a.m.	30 minute warm-up in competition pool	10:05 a.m.
10:35 a.m.	50 freestyle	11:20 a.m.
11:50 a.m.	200 butterfly	12:25 p.m.
12:50 p.m.	200 mixed medley relay	12:50 p.m.
1:25 p.m.	100 backstroke	2:00 p.m.
2:30 p.m.	200 freestyle	3:25 p.m.
4:15 p.m.	50 breaststroke	4:40 p.m.
	<i>Approximate finish time 5:00 p.m.</i>	

This timeline is **only a guide** for use in determining the **approximate** start of all events. We may run ahead of or behind the estimate. It is all swimmers' responsibility to get to the pool well before their events and be behind the blocks before their heats start.

All swimmers must check in for all deck-seeded events by the check-in deadlines!

Welcome to the

Riverside Aquatics Complex
and the


2017 Nationwide U.S. Masters Swimming Spring National Championship






When your family is protected, we all win.

At Nationwide®, our number one goal is being there for our members. That's why we have your back when it comes to protecting what's most important, like:

 The car you drive to every practice

 The RV you use for that weekend tournament


Join us as we team up with U.S. Masters Swimming to promote safety.

To learn more about a special discount for U.S. Masters Swimming members visit nationwide.com/USMS or call **1-888-231-3614**.

Nationwide Insurance has made a financial contribution to this organization in return for the opportunity to market products and services to its members or customers.

Products underwritten by Nationwide Mutual Insurance Company and Affiliated Companies. Home Office: Columbus, OH 43215. Subject to underwriting guidelines, review, and approval. Products and discounts not available to all persons in all states. Nationwide and the Nationwide N and Eagle are service marks of Nationwide Mutual Insurance Company. © 2016 Nationwide AFR-0256A0.2 (03/16)





City of Arts & Innovation

March 23, 2017

WELCOME!

On behalf of the City of Riverside I would like to extend a warm welcome to all the athletes, coaches, and spectators of the 2017 Nationwide US Masters Swimming Spring National Championships.

We are especially proud of the Riverside Aquatics Complex since its opening in 2011. It has hosted numerous regional, national and international aquatic competitions and has gained a reputation as one of the finest facilities of its kind in the country. Additionally, we are very proud of our city's swim team, Riverside Aquatics Association, and the relationship that we have built over its 50 years of swimming excellence.

Good luck! Swim fast! And enjoy your stay in our city. I am confident that you will find Riverside to be hospitable, fun and I hope you will come back and visit us again.

Sincerely,

William R. Bailey, III
Mayor
City of Riverside

Join us at
California Pizza Kitchen
for a flavorful FUNdraising event!

Just bring in this flyer, present it to your server, and **20%** of your check will be donated to our organization. Purchases include dine-in, take-out, catering and all beverages!

This fundraiser is in support of:

**Riverside Aquatics Association
Swim Team**

Thursday, April 27, 2017 -

Sunday, April 30, 2017

(All Day)

Go to cpk.com to view our pizzas, pastas, salads, appetizers & desserts. You can even order online!

Join the
CPK Adventure Club
at cpk.com and receive
\$5 off your next visit!



Eligible groups include non-profit schools and 501c organizations. Donation amount excludes proceeds from tax, gratuity, gift card and retail purchases. Valid for dine-in, take-out, online orders, catering or curbside service. Valid for delivery orders placed directly with CPK. Alcoholic beverages included. Event proceeds void if flyers are distributed in or near the restaurant. Manager, please attach this flyer to the guest check.



Thank you to all of our volunteers!

Without you, this event would not be possible!

A white banner with a black outline, featuring a ribbon-like shape at the top and bottom. The text "Special Recognition" is written in a black, cursive font across the center of the banner.

Special Recognition

- ❖ *RAA Swim Team coaches, parents, and swimmers*
- ❖ *Riverside Sports Commission*
- ❖ *Riverside City College*
- ❖ *City of Riverside*
- ❖ *U.S. Masters Swimming*
- ❖ *Meet Officials*

Thank You!

WELCOME!

**Hangar 24 Craft Brewery proudly
supports U.S. Masters Swimming
Spring National Championship**

**Join us for a cold locally
brewed beer at the Hangar 24
Beer Garden in the Food Court**

GO Riverside Aquatics!



[WWW.HANGAR 24 BREWERY.COM](http://WWW.HANGAR24BREWERY.COM)
AMERICAN MADE & INDEPENDENTLY OWNED

Contents

Time Line	<i>Inside Front Cover</i>
Meet Information	3
Club Roster — Local Clubs	9
Club Roster — Regional Clubs	15
Athlete Roster (by Club)	16
Day 1 — Thursday, April 27	33
Day 2 — Friday, April 28	41
Day 3 — Saturday, April 29	71
Day 4 — Sunday, April 30	97
National Records	120
Facility Map	126

**FREE
STOCK
NECK
RIBBON**



**CALL FOR
QUOTES ON
CUSTOM
MEDALS**

AS LOW AS
99¢
M-736W
2.75"



AS LOW AS
\$139
M-3301
3"



AS LOW AS
99¢
M-732W
2.75"



AS LOW AS
89¢
M-742W
2.25"



Village Vipers
100 Free
FASTEST TIME

AS LOW AS
\$245
SHIELD-ICEU
5"



Sunset Hill Swim Team
Rookie of the Year Award
Jimmy Bell

AS LOW AS
\$395
B-33LBVWM
7"



AS LOW AS
\$395
ACR-EPICW
7.5"

Bridlewood Swim Team
Beat the Heat Invitational
11-12 BOYS HIGH POINT

**FREE
STANDARD
ENGRAVING**

Meet Information

Seeding

Two nine-lane courses will be used for all events. The 50s, 100s and 200s will be preseeded, with the oldest age groups first, slowest to fastest within each age group, men and women separate. The 500 freestyles and the 400 IMs will be deck seeded, with the oldest age groups first, slowest to fastest within each age group, men and women separate. The 1000 and 1650 freestyles will be deck seeded slowest to fastest by entry time, regardless of age, with men and women separate. THEREFORE ALL EVENTS 400 YARDS AND LONGER WILL REQUIRE POSITIVE CHECK-IN.

Check-In for Distance Events

Positive check-in is required for the 400 IM and 500, 1000, and 1650 freestyles. Check-in may be done in person at the registration area or online according to the following schedule:

*All times are Pacific Daylight Time (PDT).

Date	Event	In-Person Check-in*	Online Check-in*
Thursday, April 27	1650 freestyle	Wed. 3-7 p.m.; Thur. by 7 a.m.	Tues. 7 a.m. to Thur. by 7 a.m.
	1000 freestyle	Wed. 3-7 p.m.; Thur. by 9 a.m.	Tues. 7 a.m. to Thur. by 9 a.m.
Friday, April 28	500 freestyle, men	Wed. 3-7 p.m.; Fri. by 7 a.m.	Tues. 7 a.m. to Fri. by 7 a.m.
Saturday, April 29	500 freestyle, women	Wed. 3-7 p.m.; Sat. by 7 a.m.	Tues. 7 a.m. to Sat. by 7 a.m.
Sunday, April 30	400 IM	Wed. 3-7 p.m.; Sun. by 7 a.m.	Tues. 7 a.m. to Sun. by 7 a.m.

Scratches

Any swimmer failing to report to the proper lane in the correct heat of an event shall be scratched from that event and shall not be permitted to swim that event at another time.

Relay Information

Swimmers/coaches can enter relays until 3 p.m. on the day before the relay is scheduled. Relay-only swimmers, i.e. not entered in an individual event, must have entered the meet and paid the surcharge by the meet entry deadline.

Each competitor is allowed to swim only one freestyle relay, one medley relay, one mixed freestyle relay and one mixed medley relay. Each of the four members of any relay team must be registered with the same Masters club.

The entry fee for each relay is \$16. Relay entry fee is in addition to individual entry fees. Complete relay information is available at the relay desk in the registration area and relay entries may be submitted here as well. Relay entry forms are available for download at usms.org.

Relay heat sheets will be posted and relay cards may be picked up at 8:30 a.m. on the day of the relay, at the relay desk located near registration. Prior to the swimming of the relay, the card must contain the name and age of each swimmer competing in the relay and a clear indication of the lead-off swimmer.

Substitution of swimmers is allowed until the relay swim starts. You must enter any changes on the relay card prior to giving the card to the lane timer before the relay is swum. No changes in age group or seed time are allowed. Any change of swimmers must keep the relay team in the same age group or the relay will be disqualified.

Relay cards will not be checked for mistakes and omissions made by club representatives. Disqualifications resulting from mistakes and omissions shall not be reconsidered. Accuracy and completeness are the responsibility of the coaches and/or swimmers submitting the relay cards.

Relay Submission Deadlines

All relay entries are due no later than 3 p.m. the day prior to the scheduled relay event.



The **MISSION PATIO**
will be reserved for
Spring Nationals
Participants & Guests

ONE DAY ONLY! DON'T MISS IT!

Thursday, APRIL 27, 2017 starting at 5:00 pm

*Visit with other USMS competitors, while enjoying
the house beer specials and 11 beers on tap*

Bring your appetite and your thirst!

Heroes Restaurant & Brewery provides a unique dining & gathering experience in historic downtown Riverside, CA. We offer hearty portions of great American food with enticing presentation. Heroes produces high quality hand crafted beers & has 2 full service bars. It's all served up by the friendliest of staffs in an entertaining atmosphere stuffed full of Americana memorabilia and local personality. **Registered with TapHunter.**

Heroes is a kind sponsor of the RAA Swim Team. Ask to sit on the Mission Patio, then present this flyer to your server in print or digital form. Heroes will donate a percentage of your check to RAA.

3397 Mission Inn Avenue* (951) 248-0722

www.heroesrestaurantandbrewery.com



@HeroesRestaurantandBrewery



heroesriverside

* a short walk from the Downtown Hotels

Meet Information

Warm-up Times

The competition pool will be open for warm-up on Wednesday, April 26, 2017, from 3 p.m. to 7 p.m. On competition days, the competition pool will be open from 6:30 a.m. until 7:45 a.m. and the warm-up pools will be available from 7:30 a.m. until the conclusion of the final event each day. The competition pool will also be open for warm-up for 30 minutes following the last heat of the 500 freestyle and 400 IM events on Friday, Saturday, and Sunday, respectively. The competition pool will be open for at least 30 minutes following the last event each day. On Thursday, April 27, the competition pool will remain open until 5 p.m. or 30 minutes following the last heat of the 1000 freestyle, whichever is later.

Warm-up Procedures

Swimmers must enter the pool feet first in a cautious and controlled manner. No diving or backstroke starts will be allowed except in designated sprint lanes. One or two lanes will be designated as one-way sprint lanes during the pre-meet warm-up session in the competition pool only. Any swimmer who acts in an unsportsmanlike or unsafe manner within the swimming venue, may be considered for appropriate action or penalty by the referee (rule 102.13.3). Pull buoys, kick boards, fins, hand paddles and snorkels are not allowed in the competition pool or warm-up pools.

Split Notification

Final results will indicate splits for all swims (excluding pad malfunctions). Split requests have been submitted on behalf of all swimmers for records and Top 10 for initial distances of all individual events (except for backstroke) and for all relay lead-off splits. Therefore swimmers need not submit split requests for those events. Split requests for records or Top 10 are required for initial distance(s) of an individual backstroke event. The swimmer is responsible for picking up the Split Notification Form from the administrative official, filling it out, and presenting it to the administrative official prior to the swim. Automatic split times will be submitted for USMS Top 10, however automatic split times from individual events will not automatically appear in the USMS event results database. If you would like a split time to be added to the event results database, please email your request after the meet to webmaster@usms.org.

Time Verification (formerly OVCs)

Swimmers wishing to have times entered into SWIMS (USA Swimming times database) must complete a form at the meet prior to the swim. Contact the administrative official at the meet.

Awards

Medals will be given for first through tenth places in each age group for each event. A USMS National Champion patch will be given to each individual and relay team member for the first event won. Swimmers winning more than one event may purchase additional patches. Unclaimed awards will not be mailed unless arrangements are made at the meet. There will be a charge for mailing awards.

Club Scoring

Championship banners will be presented to the top 10 clubs in the local club division and the top five clubs in the regional club division. These will be presented at the conclusion of the meet on Sunday, May 1.

Online Coverage

Follow the event online at usms.org/comp/scnats17/live.php, on our Facebook page, and on Twitter, where we will post photos and stories.

Heat Sheets & Results Available on Mobile Devices

Use Active Network's Meet Mobile to get heat sheets and instant results on your mobile device. Just download the Meet Mobile app on iTunes or Google Play on your iPhone, iPad, or Android.

Service Animals

Animals other than service animals will not be permitted on deck at the venue.



~ DELICIOUSLY AFFORDABLE ~
3-COURSE MEALS

~ PERFECT FOR FAMILIES & GROUPS ~

~ FANTASTIC BANQUET & CATERING ~
SERVICES AVAILABLE FOR YOUR EVENT

3191 MISSION INN AVENUE • RIVERSIDE
951.784.4417 • www.OSF.com

The Capt. Ransom J. Arthur, M.D. Award

DON'T MISS THE ANNOUNCEMENT OF THE 2017 RECIPIENT, WHICH WILL TAKE PLACE ON THE POOL DECK AFTER FRIDAY'S 30-MINUTE WARM-UP BREAK.

Given annually to a volunteer who's made significant contributions to the goals and objectives of Masters Swimming, this award honors Capt. Ransom J. Arthur, M.D., who, through his dedication to improving the health of adults through swimming, established U.S. Masters Swimming. Recipients have made outstanding contributions at the national, regional, and local levels through accomplishments that benefit and enhance USMS programs. Selection criteria for the Award include:

- Encouraging and promoting improved adult physical fitness and health
- Offering opportunities to participate in lifelong fitness and competitive swimming programs
- Encouraging organizations and communities to establish and sponsor Masters Swimming programs
- Enhancing fellowship and camaraderie among Masters swimmers
- Stimulating research in the sociology, psychology, and physiology of Masters Swimming

Nominations for the 2018 Capt. Ransom J. Arthur M.D. Award are due by March 15, 2018.

MOST WANTED By U.S. Masters Swimming

Help us capture and reward volunteers who are making a difference in your club or LMSC!

Likely suspects: Great coaches, communicators, fitness and open water promoters, and clubs.



Anyone with information about these standout volunteers, please tip us off on our nominations page!

Nominations Due by July 1

Awards criteria and nomination forms can be found at usms.org/admin/awards





FUNDRAISING NIGHT

Help support

RIVERSIDE AQUATICS ASSOCIATION SWIM TEAM

April 27, 2017

4:00 P.M. - 8:00 P.M.

at the Panera Bread bakery-cafe at

3560 Riverside Plaza Drive

Riverside, CA 92506

Bring this flyer when you dine with us and we'll donate a portion of the proceeds from your purchase. Please hand in a hard copy or show an electronic version of this flyer upon placing your order. Purchases of gift cards are not counted towards the event. It's a great way to combine great taste and great fun - for a great cause.

Learn more about Fundraising Nights at Panera Bread at:

www.PaneraBread.com/fundraiser

Club Roster – Local Clubs

1	1693	Club Tribe	39	CVMM	Conejo Valley Masters
2	1776	Colonials 1776	40	CWST	Central Washington University
3	4SWM	Forever Swimmers	41	DAM	Davis Aquatic Masters
4	AAM	Alameda Aquatic Masters	42	DAMM	Dallas Aquatic Masters
5	ACCV	Aquatic Center	43	DASC	Denton Area Swim Club
6	ACS	Anyone Can Swim	44	DDP	Ddp Swim
7	AGUA	Asphalt Green Masters	45	DGO	Durango Masters Swimming
8	AHL	Alahly	46	DKTA	Dakota Masters
9	ALEX	Alexandria Masters Swimming	47	ELG	Elgin Blue Wave Swim Team
10	ANBM	Anderson Barracuda Masters	48	ENSW	Ensworth Aquatics Masters
11	AQUA	Aqua Center	49	EQX	Equinox Masters
12	ARMS	Arlington Masters	50	FAST	Fort Worth Area Swim Team
13	ASC	Austin Swim Club	51	FF	Flying Fish
14	ASCM	AmericanSportCcenter	52	FIG	Fig Garden Swim Team
15	AWJ	Atlanta Water Jocks	53	FINM	Franco's Fins Masters
16	AWYY	Andrew and Walter Young YMCA M	54	FMT	Fullerton Fast Masters Team
17	BAM	Berkeley (Ca) Aquatic Masters	55	GBM	Great Bay Masters Swimming, In
18	BAM1	Burkwood Aquatics Masters	56	GCPS	Gulf Coast Pirate Swimmers
19	BC	Bay Club	57	GCUC	Grand Canyon University Swim C
20	BCTM	Bearcat Masters	58	GRA	Golden Road Aquatics
21	BERK	Berkeley (Nj) Aquatic Masters	59	GS	Greenville Splash Masters
22	BUMM	BusRiders United of Milan Mast	60	GSM	Garden State Masters
23	CANE	Hurricane Aquatics	61	GWSC	Golden West Swim Club
24	CAQM	Charger Aquatics Masters	62	HFS	HoFForce Swim
25	CARS	Carson Tigersharks	63	HIMA	Hawaii Masters
26	CER	Coastal Empire Racing	64	HNAQ	Henderson Aquatics
27	CHEL	Chelsea Piers Masters	65	HSAM	Heartland Swim Association Mas
28	CHIC	Chico Masters Swimming	66	HUMM	Humboldt Masters
29	CLOV	Clovis Swim Club Masters	67	INDY	Indy Aquatic Masters
30	CMAM	Cal Maritime Academy Masters	68	JAM	Jersey Area Masters
31	COMP	Academia Competition	69	JAMM	Jellies Aquatic Masters of Mon
32	CONN	Connecticut Masters	70	JDAM	JD Aquatic Masters
33	COOG	Houston Cougar Masters	71	KAC	Kingsport Aquatic Center
34	CROC	Corona Swim Team	72	KASC	Kidz Aquatic Master Swim Club
35	CRUZ	Santa Cruz Masters Aquatics	73	KATS	Kalispell Masters
36	CTM	Caltech Masters	74	KENM	Kenyon Masters
37	CTSM	Competitive Tri-Swim Masters L	75	KM	Kroc Masters
38	CVM	Carson Valley Masters	76	KONA	Kona Aquatics



THE RIVERSIDE SPORTS COMMISSION SUCCESSFULLY COMPETES TO BRING THE WORLD'S BEST SPORTING EVENTS TO RIVERSIDE CALIFORNIA.

The Riverside Sports Commission sets a new standard for collaboration, working with major sports associations to ensure unparalleled event success. Working closely with Riverside's sports venues, experienced local organizing committees, diverse hotel leadership, and friendly downtown merchants, the Commission has attracted major regional, state, national and international sporting competitions to Riverside. More importantly, the Commission's commitment to excellence and unique collaborative efforts have consistently resulted in sports groups eager to return to Riverside for their next event.

www.riversidesportscommission.com



NATIONAL ASSOCIATION OF
SPORTS
COMMISSIONS

MEMBERS OF THE NATIONAL
ASSOCIATION OF SPORTS
COMMISSIONS



RIVERSIDE SPORTS COMMISSION
a division of RAINCROSS HOSPITALITY CORPORATION



Club Roster – Local Clubs

77	L4S	Lane 4 Swimming	115	NYAC	New York Athletic Club
78	LAPS	Los Angeles Peninsula Swimmers	116	NYCH	Nyc Hydras
79	LASC	Los Angeles Masters Swimming	117	O*H*	Ohio Masters Swim Club
80	LBG	Long Beach Grunions	118	O2	O2 Performance Aquatics
81	LBSU	Long Beach State University Ma	119	OCMT	Oahu Club Masters Team
82	LIB	Libertyville Masters	120	OJAI	Ojai Masters
83	LKWD	Lakewood Aquatics Masters	121	OWST	Open Water Swim Team
84	LNRS	Streamliners	122	PAA	Peddie Aquatic Association
85	LRC	Ladies Recreation Club	123	PACM	Pelican Athletic Club
86	LTMM	Life Time Swim New Jersey	124	PALM	Palmetto Masters
87	LVM	Las Vegas Masters	125	PBM	Palm Beach Masters
88	MACS	Masters of Cerritos	126	PCCM	Peninsula Community Center Mas
89	MAM	Manatee Aquatic Masters Inc	127	PKBM	Parkersburg Masters Swim Team
90	MATT	Madison Titans	128	POWM	Peluso Open Water Masters
91	MELO	Menlo Masters	129	PSCM	Phoenix Swim Club
92	MEMO	Marcia's Enthusiastic Masters	130	PSK	Petaluma Salty Krakens
93	MESC	Maine Masters Swim Club	131	PSP	Piranha Swim Team
94	MINN	Minnesota Masters Swim Club	132	PVS	Playa Vista Swimming
95	MMA	Munster Masters	133	QSS	Quick Silver Swimming
96	MMAC	Mesa Aquatics Club-Masters	134	RAA	Riverside Aquatics Association
97	MMM	Manhattan Magnum Masters	135	RAM	Rockwall Aquatics Masters
98	MOST	Masters of South Texas	136	RAMS	Rocklin Aquatics Masters
99	MOVY	Movy Masters	137	REDT	Red Tide
100	MPNY	Match Point Nyc Masters	138	RGSC	Rio Grande Swim Club
101	MSCM	Meridian Swim Club Masters	139	RHMS	Rolling Hills Mud Sharks
102	MSMA	Merced Skimmers Masters Aquati	140	RICE	Rice Aquatic Masters
103	MVAQ	Moreno Valley Aquatics	141	RIDG	Team Ridglea
104	MVM	Mountain View Masters	142	RIO	Rio Salado Swim Club
105	MVN	Mission Viejo Masters	143	RMST	Reston Masters Swim Team
106	MYST	Masters of Yucaipa Swim Team	144	ROCH	Rochester Area Masters Swimmin
107	NAM	New Albany Aquatics Club	145	ROSE	Rose Bowl Masters
108	NBA	North Bay Aquatics	146	RPM	Richmond Plunge Masters
109	NITR	Nitro Swimming	147	RW	Ramona Masters
110	NOVA	Novaquatics Masters	148	RYL	Royal Swim Team
111	NSM	North State Masters	149	SAMO	Samo Masters
112	NSMS	Northern Sierra Masters Swimmi	150	SAWS	Sawtooth Masters
113	NTXL	North Texas Lonestars	151	SBM	Santa Barbara Masters
114	NUTS	Swymnut Masters	152	SBSM	Solana Beach Swim Masters



SPECIAL EVENT

for USMS participants & their guests

Thursday, APRIL 27, 2017 - 11:00 am to 10:00 pm
Happy Hour 3:00 pm - 6:00 pm

**Treat yourself to Chicago-style pizza
or your favorite Italian entree
with your choice of a cocktail, wine, or draft beer**



**Romanos is a kind sponsor of the RAA Swim Team.
Present this flyer to your server in print or digital form.
Romanos will donate a percentage of your check to RAA.**

Romano's is committed to creating a restaurant experience which maintains a fun atmosphere with fresh and creative food that is served by a well trained and professional staff. Our goal is to provide our customers with an entire dining experience that exceeds their expectations on every visit. The Romano's Italian Restaurant & Chicago Pizzeria's reputation is well known in the greater Riverside area.

**Stuffed, thin crust and gourmet pizza selection *Many pasta varieties
*Specialty chicken, veal and seafood entrees *Assorted appetizers, sandwiches, and salads
Interesting variety of cocktails, wines, and desserts

3557 University Ave. (951) 780-6000 Reservations accepted

** a short walk from the Downtown Hotels*

Club Roster – Local Clubs

153	SCA	South Coast Aquatics	191	TXLA	Longhorn Aquatics
154	SCAC	Surf City Aquatics Club	192	UBC	Ubc Masters Swim Club
155	SCAL	Socal Aquatics Association	193	UC04	Uc04
156	SCAQ	Southern California Aquatic Ma	194	UC06	Uc06
157	SCCM	Swimming Canada Competitive Ma	195	UC08	Uc08
158	SCSC	Santa Clara Swim Club Masters	196	UC09	Uc09
159	SCTM	SoCal Tri Masters	197	UC11	Uc11
160	SDM	South Davis Masters	198	UC12	Uc12
161	SDSM	San Diego Swim Masters	199	UC13	Uc13
162	SFGG	Swim Fremont Glenmoor Gardens	200	UC14	Uc14
163	SFTL	Swim Fort Lauderdale	201	UC21	Uc21
164	SLOM	San Luis Obispo Masters	202	UC31	Uc31
165	SMM	San Mateo Masters	203	UC33	Uc33
166	SMST	Sierra Marlins Masters	204	UC34	Uc34
167	SNM	Sierra Nevada Masters	205	UC36	Uc36
168	SOBA	South Bay Swim Team	206	UC38	Uc38
169	SPM	St Pete Masters Inc	207	UC42	Uc42
170	SPP	Silver Peak Performance	208	UC43	Uc43
171	SRM	Santa Rosa Masters	209	UC44	Uc44
172	STAN	Stanford Masters Swimming	210	UC45	Uc45
173	STAR	Tri Star Masters Swimming	211	UC48	Uc48
174	STR	Spartacus Training & Racing	212	UCLA	UCLA Bruin Masters
175	SUSA	Southern Utah Swimming Associa	213	UHM	University of Hawaii Masters
176	SYSM	Sarasota Y Sharks	214	UMAC	Umac-Terrapin Masters
177	T-26	Tower 26	215	USF	University of San Francisco Ma
178	TAM	Tamalpais Aquatic Masters	216	VALM	Valpo Masters
179	TAOS	Taos Masters Swimming	217	VCM	Ventura County Masters
180	TARP	Tarps Total Training	218	VMST	Virginia Masters Swim Team
181	TCAM	Tuolumne County Aquatic Master	219	WCM	Walnut Creek Masters
182	TCAS	Tri-City Atomic Sturgeons	220	WH2O	West Hollywood Aquatics
183	TCC	Claremont Club	221	WHA	Windy Hill Athletic Club Maste
184	TIDE	Tide Swimming	222	WIN	Winter Haven Masters Swim Team
185	TMAT	Tooele Masters Aquatic Team	223	WIND	Wind-n-Sea Masters Swimming
186	TOC	The Olympic Club	224	WM	Westchester Masters
187	TPIT	Team Pittsburgh Masters	225	WST	WS Twente
188	TSTT	Triton Swimming and Triathlon	226	YCFM	Central Florida Y Masters
189	TSUN	San Francisco Tsunami Masters	227	YCMS	Yuba City Masters Swimming
190	TVM	Tri Valley Masters	228	YGF	Northwest YMCA Grayfins

Rotary



The Rotary Club of Riverside
*is proud our city
was selected to host the
2017 Nationwide*

U.S. Masters Swimming Spring National Championship.



The Rotary Club of Riverside extends a warm welcome to all competitors and hopes they leave Riverside with many special memories.



Visiting Rotarians are invited to join us for lunch on Wednesdays (noon to 1pm)
at the historic Mission Inn Hotel & Spa 3649 Mission Inn Avenue.
Those interested in membership in our service club are welcome and
encouraged to contact us at STARP@PACBELL.NET.

Club Roster – Regional Clubs

1	AKMS	Alaska Masters Swim Club	10	NCMS	North Carolina Masters Swimmin
2	ARIZ	Arizona Masters Swim Club Inc	11	NEM	New England Masters Swim Club
3	CMS	Colorado Masters Swimming	12	NMMS	New Mexico Masters Swimming
4	FACT	Florida Aquatic Combined Team	13	OREG	Oregon Masters
5	GAJA	Georgia Masters	14	PSM	Puget Sound Masters
6	IAMA	Iowa Masters	15	SMS	Southern Masters Swimmers
7	IM	Illinois Masters	16	UTAH	Swim Utah
8	MICH	Michigan Masters	17	WMAC	Wisconsin Masters Aquatic Club
9	MM	Montana Masters			

Athlete Roster – by Club

Name	Age	Name	Age	Name	Age	Name	Age
Academia Competition		Ellis, Michael S	M62	Arlington Masters		BusRiders United of Milan Mast	
Oliveira, Leonidas L	M56	Everett, Douglas D	M53	Shu, Jack	M24	Broadhurst, Jay B	M48
Total: 1		Francis, Tyler M	M36	Total: 1		Greenleaf, Ron	M49
Alahly		Gardner, Deborah S	W57	Asphalt Green Masters		O'Donnell, Chris	M46
Hassan Hegab, Mohamed AL	M30	Gertenbach, Randy D	M34	Balz, Marielle	W25	O'Donnell, James A	M49
Total: 1		Gillies, Judy L	W69	Carey, Melissa	W25	O'Donnell, Joseph R	M43
Alameda Aquatic Masters		Gosha, Joseph D	M63	Cort, Hayley E	W55	Total: 5	
Myers, Peter S	M56	Hagen, Dean C	M54	Geskos, Evangeline A	W33	Cal Maritime Academy Masters	
Total: 1		Harden, Gaile	W77	Minarovic, Michael	M55	Kennedy, James B	M65
Alaska Masters Swim Club		Hildreth, Eugene A	M75	Mountantonakis, Stavros	M40	Patocchi, Robert J	M61
Abbott, Rick E	M62	Hill, Laurel S	W48	Sokolow, Steven P	M61	Total: 2	
Conway, Kieara A	W38	Hobbs, Liz	W55	Yuelys, Margarite	W26	Caltech Masters	
Hamilton, Kent R	M43	Hofmann, Jean M	W59	Total: 8		Moreno, David	M47
Jiracek, Jakub	M37	James, Katy	W61	Atlanta Water Jocks		Rodriguez, Nancie	W55
O'Neil, Jeremy	M42	Johnson, Meaghan	W28	Dyer, Andy	M58	Romoli, Sian L	W45
Pignalberi, Signe L	W34	Kirkpatrick, Adrian W	M28	Total: 1		Simons, Linda J	W51
Total: 6		Knittle, Derek	M26	Austin Swim Club		Takarabe, Nikki	W51
Alexandria Masters Swimming		Krall, Tanner F	M25	Demand, Andrew K	M34	Thornton, Cooper	M55
Vayda, Robert J	M29	Kratz, Erwin D	M51	Erdos, Jonathan	M36	Total: 6	
Vayda, Shannon E	W28	Laxson, Benjamin C	M24	Luck, Kris	W40	Carson Tigersharks	
Total: 2		LeRoy, Richard J	M76	Pusch, Judy	W47	Petrini, Linda H	W65
AmericanSportCenter		Ludwig, Terry	M66	Scaparra, Joan M	W30	Total: 1	
Saltijeral, Oaxaca S.Gabriel	W50	Maynard, Lisa D	W47	Traudt, Tama	W44	Carson Valley Masters	
Total: 1		McClellan, Karen L	W61	Vogel, Jake N	M29	Bertolone-Smith, Claudia M	W52
Anderson Barracuda Masters		McKinney, Kenneth O	M78	Total: 7		Sullivan, James H	M64
Rokich, Karen A	W58	Miller, Jan	W78	Bay Club		Total: 2	
Total: 1		Oo, Aung Sann	M35	O'Connell, Joseph B	M51	Central Florida Y Masters	
Andrew and Walter Young YMCA		Pacheco, Nicki	W34	Owen, Cameron	M27	Middleton, Marc D	M65
Carrington, Douglas R	M35	Peters, Earl C	M65	Total: 2		Total: 1	
Total: 1		Pryor, Michael	M26	Bearcat Masters		Central Washington University	
Anyone Can Swim		Richardson, Terry	M56	Batzofin, Craig	M42	Bailey, Brooke	W19
Highnote, Allen	M53	Roxborough, Sheila A	W55	Bauzon, Jaszver C	M32	Cobb, Zachary	M19
Total: 1		Schreiber, Tim	M45	Chang, Grace O	W26	Curry, Linsey A	W19
Aqua Center		Sears, Robert L	M90	Hall, Lindsay G	W27	Dodge, Alec	M18
Alfaro, Rafael	M57	Shaffer, Craig A	M70	Hansen, Scott	M34	Dugan, Kylie M	W21
Total: 1		Shaw, William E	M60	Merena, Elizabeth J	W64	Easterly, Kristin M	W20
Aquatic Center		Speer, Pam	W65	Sciaccia, Krysten M	W29	Gonser, Becca N	W21
Roman, Francisco	M65	Springer, Douglas A	M70	Wu, Jim	M35	Halverson, Millie	W20
Total: 1		Stoner, Jon	M65	Total: 8		Kinne, Luke	M19
Arizona Masters Swim Club Inc		Valle, Marc A	M43	Berkeley (Ca) Aquatic Masters		MacLurg, Josh	M18
Altman, Christie	W67	Valle, Valerie	W40	Robert, David W	M61	Nelson, Lindsay	W19
Balding, Dolores F	W74	Vargas, Daniel	M56	Total: 1		Olden, Jaegger M	M24
Blankenship, Kristin M	W48	Wang, Karen	W54	Berkeley (Nj) Aquatic Masters		Olden, Sarah E	W23
Case, Mary Ann	W77	Wang, Ke	M60	Materniak, Eric R	M25	Pope, Emma	W18
Comings, Jeff P	M43	Washburn, Lynette A	W53	Total: 1		Schmidt, Conor B	M21
Detka, Michelle A	W22	Willer, Steven R	M63	Burkwood Aquatics Masters		Tonellato, Michael	M20
Dickson, Kurt F	M49	Windle, Zachary	M25	Leigh, Rachel E	W23	Total: 16	
Eisenklam, Peter A	M74	Wiseley, Dale R	M64	Total: 1		Charger Aquatics Masters	
		Worth, Al	M81			Wilson, Robert H	M65
		Yocom, Douglas N	M65				
		Total: 58					

Name	Age	Name	Age	Name	Age	Name	Age
Total: 1		Addadi, Mehdi	M39	Vanderpoel, Nicole L	W52	Weiderman, Jennifer	W50
Chelsea Piers Masters		Anziano, Marcia	W72	Williams, Christy	W45	Total: 32	
Sabala, Michael C	M36	Barbini, Matthew G	M35	Williams, Susan R	W47	Connecticut Masters	
Total: 1		Batizy-Morley, Julianna	W46	Wise, Mike	M52	Arenz, Thomas W	M59
Chico Masters Swimming		Brent, Steve	M55	Young, Lydia L	W68	Cortland, Renee	W46
Asnault, Wendy	W48	Bunevich, Stephanie J	W50	Total: 61		Duguay, Robert E	M32
Marshall, Wally T	M64	Butler, Debra L	W53	Competitive Tri-Swim Masters L		Glidden, Brenda J	W44
Maurer, Adrian B	M33	Cotton, Suzy L	W57	Harmse, Johannes A	M34	Moss, Pam Henry	W55
Upchurch, Michelle L	W34	Doherty, Kevin J	M43	Hartman, Todd C	M49	Olson, Ashley C	W45
Total: 4		Eisenhuth, Matthew S	M43	Maki, Christine D	W46	Sega, Ally	W44
Claremont Club		Elser, Bryce A	M31	Miller, Daniel	M31	Traester, William F	M68
Beatty, Ted	M46	Fischer, Christine	W36	Mo, Ann Y	W33	Wyckoff, Benjamin W	M52
Berkedal, David J	M68	Garland, Crystal	W45	Myrick, Darrell A	M60	Total: 9	
Carlson, Kathie	W41	Garland, Robert	M47	Salas, Alyssa C	W26	Corona Swim Team	
Eads, Courtney D	W30	Garnier, Jeff	M23	Seyedgavadi, Bobak	M37	Niesen, Natasha A	W44
Hercher, Heinz	M60	Garnier, Kathy L	W56	Shinnick, Christina	W47	Total: 1	
Jung, Gregory A	M54	Gleser, Robert A	M71	Torres, James	M35	Dakota Masters	
Maranon, Michelle R	W25	Grosser, Jacob	M28	Total: 10		Dole, Cameron F	M19
McCormick, Darren C	M47	Heidinger, Anna M	W32	Conejo Valley Masters		Schlenker, Jill	W28
McKinley, Frank J	M55	Holman, Mary E	W30	Aamoth, James R	M55	Smith, Ben	M30
McKinley, Kayla L	W20	Holman, Sara E	W30	Adair, Scott L	M53	Tracy, Robin C	W53
McLean, Monica	W41	Jimenez, Ignacio	M51	Barbie, John D	M41	Total: 4	
Total: 11		Jones, Shannon	W27	Boyan-Held, Carol A	W55	Dallas Aquatic Masters	
Clovis Swim Club Masters		Kerr, Ann	W60	Buckley, Mark	M63	Myers, Ross	M57
Herrmann, Danielle M	W29	Krum, Eric	M41	Cleavenger, Becky	W53	Reyes, Claire	W40
Total: 1		Lee, Jodi L	W39	Denny, Michael S	M38	Struckell, Bill	M64
Club Tribe		Linke, Lyndsey M	W36	DeValk, Brittany L	W20	Total: 3	
Greene, Shannon E	W31	MacDonald, Lee H	M65	Fitzpatrick, Linda G	W59	Davis Aquatic Masters	
Grier, Katie	W38	McAfee, Karolyn	W49	Freeman, Frank B	M71	Belluomini, Melanie C	W39
Griffin, Jim	M59	McCay-Smith, Kirsten R	W44	Godges, Arlette A	W52	Braly, Mark	M81
Lovett, Michael	M39	Mickelson, Justina P	W47	Hartrich, Juliana	W30	Chow, Jackie I	W38
Williams, Rich	M41	Morrison, Jeffrey W	M62	Karren, Kelly S	M43	Crow, Joan A	W52
Total: 5		Nelson, Judy A	W56	Kirkpatrick-Reno, Nancy	W61	Docken, Steffen S	M28
Coastal Empire Racing		Nelson, Kurt D	M57	Koehler, Deanna C	W47	Evans, Mark E	M59
Hendrix, Jacqueline J	W19	Nolte, Christopher C	M60	Koehler, Doug J	M51	Hernandez, Sarah M	W32
Roberts, Elizabeth T	W29	Nolte, Susan D	W56	Konopka, Beata M	W48	Hill, Taylor E	M23
Woody, Julie J	W23	O'Connell, Fontaine	W42	Larriva, Anapau	W26	Johnson, Gregory S	M60
Total: 3		Ogilby, Chuck	M74	Latt, Mel J	W53	Kahn, Mary J	W57
Colonials 1776		O'Sullivan, Chris	M42	Lindstrom, Par	M46	Kahn, Stuart L	M63
Diehl, David J	M75	Porras, Felipe	M21	Losinski, Mark A	M61	Loomis, Caroline	W53
Ericson, Jon C	M56	Richardson, Kim G	W48	Marshall, Samantha A	W34	May, Alexander M	M23
Keyser, Brian	M60	Rosener, Karen K	W63	Meyer, Kimberly H	W58	McAdam, Samuel T	M51
Total: 3		Rosinski, Thomas J	M47	Monroe, Leslie B	W43	McPherson, Andrew M	M70
Colorado Masters Swimming		Sappey, Collette H	W52	Robinson, Keith A	M59	Mohn, Jennifer L	W25
Abbott, William A	M70	Scott, Greg C	M57	Rosen, Robert A	M67	Muir, Scott	M43
Abell, Amanda K	W35	Seavall, Kelly J	W48	Schoenneman, Lisa L	W54	Norris, Robert F	M78
Abernathy, Timothy A	M26	Shoemaker, Laura M	W41	Smith, Diane G	W72	Norris, Roswita D	W74
Abrahams, Richard T	M72	Smith, David J	M29	Stokols, Niki F	W59	Phalen, Jennifer R	W52
Achterberg, Elaine K	W62	Soto, Sandra M	W42	Stolshek, Bradley S	M56	Roper, Matt	M36
		Tobey, John	M45	Wall, Chris L	M55	Russell, Jane E	W53
		Trinidad, Reuben D	M37				

Athlete Roster – by Club

Name	Age	Name	Age	Name	Age	Name	Age
Davis Aquatic Masters		Bartlett, Susie W	W74	Golden Road Aquatics		Liebowitz, Daniel A	M33
Smith, N. Douglas	M55	Bullock, Leslie	W58	Aceino, Alexander M	M26	Lindsay, Kyle W	M24
Sprouse, Cecily	W60	Chaney, Annie	W38	Aceino, Margo R	W26	Lochte, Ryan	M32
Swenor, Gary D	M62	Coleman, Lisa A	W55	Acosta - Gomez, Misael	M23	Lucero, Michael D	M46
Waterson, Kevin	M38	Glaser, Lynne E	W74	Adajar, Jordan L	M24	Madden, Mark Y	M56
Westergaard, Leslie M	W74	Houk, Carol L	W63	Alexandrov, Mike	M32	Mallen, Christy L	W40
Woodruff, David L	M60	Mann, Jennifer R	W62	Anderle, Scott T	M52	Mallen, Travis H	M41
Total: 28		Martin, Alisa M	W41	Bimanand, Adrine L	W31	Marshall, Mario L	M35
Ddp Swim		McKinney, Erin J	W39	Binkow, Samuel	M27	Martin, Alexander	M29
Burton, Brad	M33	Nichols, Scott	M62	Botko, James A	M56	Mathias, Gwendolyn	W24
Chudoba, John A	M30	Noble, David R	M46	Brown, Matt	M46	McMeekin, Robert F	M82
Depew, Mark C	M35	Noxon, Arthur M	M73	Browne, Julia	W32	Meaney, Pat	M58
Farrell, Jonathan R	M32	Noxon, Ward	M72	Buhagiar, Kristin N	W34	Menefee, Bruce	M58
Fowler, Joshua	M32	Ozier, Joe W	M60	Campbell, Alexander E	M25	Miess, David	M28
Galasso, Mike A	M30	Reynaud, Caroline L	W64	Colupaev, Dimitri	M27	Mikels, Heather	W48
Hicks, Jeff	M34	Rogers, Faryka	W34	Cook, Jacob	M29	Montes, Bob	M53
Kaminsky, Joseph	M36	Winton, Georgette G	W47	Cox, Tony	M26	Moses, Ed	M36
Martin, Thomas C	M30	Total: 17		Crawford, Ricky D	M41	Myers, Patrick	M41
Medhurst, Chris	M30	Florida Aquatic Combined Team		Day, Sandi	W48	Oconnor, Ryan P	M34
Meyer, Geoffrey A	M34	St. Germain, Patricia J	W74	Doyle, Gregg L	M60	Oganesyan, Violeta	W23
Nester, Aaron A	M35	Total: 1		Duarte, Kenny D	M27	Orozco, Felicia G	W27
Prem, Adam J	M40	Flying Fish		Dubay, Abica	W31	Paggi, Gregory	M38
Pudloski, Justin	M40	Matsuyama, Hanako	W61	Edge, Jonathan A	M50	Palmer, Kent A	M44
Total: 14		Total: 1		Edge, Marci J	W53	Pearlman, Ron	M59
Denton Area Swim Club		Forever Swimmers		Ellington, Cheri	W59	Pechmann, Luke A	M27
Drewes, Frank C	M47	Grams, Anne P	W69	Fernandez, Caroline V	W27	Petersen, Mick S	M50
Tuttle-Best, Ann M	W42	Margalis, Beth R	W33	Ferrassoli, Orlando S	M64	Popov, Nicholas	M26
Total: 2		Total: 2		Giacomazzi, Albert M	M61	Reason, Matt	M43
Durango Masters Swimming		Fort Worth Area Swim Team		Giguere, Inna	W38	Roth, Christopher M	M32
Carroll, Julia M	W24	Neville, Richard	M60	Gonzalez Hibner, Roger	M55	Serrano, Ivan	M33
Walker, Brandon C	M21	Total: 1		Grainger, Lizz	W26	Sheaks, Heidi I	W47
Total: 2		Franco's Fins Masters		Granados, James P	M35	Sherdel, Samantha	W26
Elgin Blue Wave Swim Team		Flowers, Travis	M41	Hammond, Christine	W53	Shikiya-Pascucci, Julie	W42
Brown, Adam R	M36	Total: 1		Hartenstein, Sarah E	W22	Shiomoto, Danielle	W27
Brown, Paul P	M66	Fullerton Fast Masters Team		Hartmire, David	M56	Skelly, Drew K	M50
Hillegonds, Michael	M60	Bergstrom, Robert W	M76	Heath, Lee	M49	Stroh, Christopher M	M30
Osborne, Oz	M71	Kim, Michael	M27	Helgason, Tryggvi	M53	Stroh, Jordan S	W25
Stitt, John H	M70	Naish, Lyndsay	W28	Heredia, Jose	M51	Timman, Paul P	M44
Total: 5		Peckham, Katie E	W37	Higley, Catherine	W25	Toledano, Mark	M35
Ensworth Aquatics Masters		Total: 4		Hochstrasser, James B	M32	Verdegem, Alex C	M28
Jackson, Adam	M30	Garden State Masters		Horvath, Katherine A	W42	Walsh, Jane E	W50
Ladd, Laura M	W49	Davidson, Michelle L	W46	Jaben, Max	M31	Weber, Christopher N	M25
McPherson, Chris A	W49	Faria, Jose J	M51	Jensen, Dan	M58	Winslow, Scott E	M44
Twist, Christina L	W30	Total: 2		Kang, Christopher	M28	Wood, Andrew T	M39
Total: 4		Georgia Masters		Keating, David F	M55	Wrabley, Matt	M55
Equinox Masters		Curran, Caitie B	W29	Kim, Steve	M40	Zavala, Talia	W35
Hughes, Kathleen	W61	Hamilton, Rebecca J	W65	Korth, Nicholas	M25	Total: 96	
Total: 1		Hildebrandt, David C	M62	Kreger, Jeffrey W	M52	Golden West Swim Club	
Fig Garden Swim Team		Total: 3		Lee, Brendan L	M23	Griffey, Andrew	M26
				Lenihan, Chloe M	W34	Hall, Joshua S	M26
				Lenz, Deirdre C	W53	Mathews, Waseem W	M31

Name	Age	Name	Age	Name	Age	Name	Age
Golden West Swim Club		Total: 5		Total: 1		De Muro, Jerry	M61
Melody, Kevin M	M57	Henderson Aquatics		Iowa Masters		Koons, Andrew	M24
Messick, Kathryn C	W34	Fasnacht, Ron J	M54	Belin, Thomas H	M55	Rudolph, Daniel A	M45
Pombo, Diego	M55	Stefl, Mark A	M38	Bennett, Dennis	M51	Total: 4	
Rogers, Bonnie S	W54	Total: 2		Total: 2		Las Vegas Masters	
Smittle, Alexa	W41	HoFForce Swim		JD Aquatic Masters		Adams, Kari S	W51
Toberman, Daniel	M27	Conrad, Kelley	W27	Dussliere, Julie F	W44	Akenberger, Jamie K	W26
Total: 9		Lawrence, Sarah O	W29	Total: 1		Anderson, Eric L	M19
Grand Canyon University Swim C		Total: 2		Jellies Aquatic Masters of Mon		Andrus, Megan M	W35
Cardoso Lara, Daniel E	M18	Houston Cougar Masters		Kavalauskas, Alita	W54	Ashworth, Michelle P	W53
Freeman, Parker B	M20	Bermudez, Oscar I	M38	Total: 1		Barry, Robin B	W50
Hernandez-Haddock, Brianna	W18	Gellatly, Jill E	W49	Jersey Area Masters		Battin, Carolyn	W63
Hurowyj, Katrina A	W19	Keen, John M	M53	Hahn, Darek L	M50	Belsky, Marjorie E	W46
Lamb, Mariah	W20	Mahaffey, Don	M56	Segal, Rebecca M	W18	Boshoff, Nick	M48
Lee, Nathaniel T	M18	Total: 4		Segal, William N	M52	Brennan, Dannica B	W26
Lium, Riley V	W20	Humboldt Masters		Total: 3		Butler, Walter R	M85
McNeese, Cody N	M19	Nesbitt, Linda P	W48	Kalispell Masters		Caldwell, Carol A	W70
Patterson, Zach C	M19	Total: 1		Cole, John S	M35	Candela, Joseph V	M50
Santa Maria, Molly	W19	Hurricane Aquatics		Thompson, Cooke	W36	Colavito, Shannon J	W29
Sargent, Paris A	W19	Morris, Richard P	M40	VonJentzen, Emily	W34	Colavito, Violet A	W33
Total: 11		Total: 1		Total: 3		Conboy, Pam	W71
Great Bay Masters Swimming, In		Illinois Masters		Kenyon Masters		Counts, Chris	M41
Caron, Aagie A	W75	Bardak, Peter D	M40	Schwab, Katherine V	W40	Counts, Glenn M	M39
Cloitre, Christophe	M42	Biegler-Ciaccio, Leslie	W50	Total: 1		Cushman, Susan	W54
McGrail, Cristie	W32	Block, Andrea J	W55	Kidz Aquatic Master Swim Club		Duggan, Terese E	W60
Neild, Chad A	M20	Gilberg, Steve	M55	Yoder, Janine M	W32	Elving, Michael	M38
Neild, Rachel A	W36	Goggin Young, Sara	W44	Total: 1		Feldman, Michael H	M59
Schultz, Richard J	M50	Goudge, Ryan F	M37	Kingsport Aquatic Center		Gaines, Billy	M36
Whitford, Matthew T	M41	Haberstich, Brian	M50	Cleven, Detra R	W48	Giovanni, Melissa K	W37
Total: 7		Haberstich, Carrie	W45	Total: 1		Godwin, Chris	M29
Greenville Splash Masters		Jenkins, Timothy J	M55	Kona Aquatics		Gonorazky Banchik, Adriana	W56
Decker, John R	M42	Keller, Matt	M47	Lee, Stanley H	M60	Griffard, Jared H	M27
McAdam, Robert P	M54	Konetzki, Alexander	M35	Total: 1		Hall, Richard L	M27
Total: 2		Lloyd, Allison	W36	Kroc Masters		Hank, Stephanie N	W27
Gulf Coast Pirate Swimmers		Merrill, Nick C	M59	Hamm, Michael L	M59	Hecker, Victor	M82
Baars, Bryan	M62	Reader, Paul	M41	Henry, Lorna G	W76	Henson, Janice	W57
Knisely, Bill S	M60	Sandner, Kathleen A	W39	Mauer, Julie D	W54	Hibbard, Kate	W32
Stone, Marjorie	W93	Secor, Don	M42	Nelson, Carol L	W51	Hilbrecht, Diane L	W74
Total: 3		Seibt, Andreas K	M59	Total: 4		Hitch, Susan	W38
Hawaii Masters		Sims, David E	M54	Ladies Recreation Club		Hodges, Lesley	W41
Freedman, Sunny E	W69	Smith, Liesl G	W52	Stamenovic, Ivan	M40	Hoffman, Shekinah L	W23
Reid, Colleen G	W67	Tetzlaff, Maurice	M40	Total: 1		Jackson, Randy A	M35
Total: 2		Tuchler, Jim	M52	Lakewood Aquatics Masters		Jaffee, Alec A	M23
Heartland Swim Association Mas		Vogel, Matthew M	M62	Castro, Sal	M46	Jaffee, Laurence T	M56
Arzave Trujillo, Melissa	W22	Weiner, David	M37	Total: 1		Jauch, Peter	M52
Bordenave, Brigitte E	W20	Young, Greg	M50	Lane 4 Swimming		Kohlbecker, Mitchell A	M42
Lund, Sam	M60	Total: 24		Compton, Taylor I	M28	Lee, Mary	W35
Payton, Tyler J	M25	Indy Aquatic Masters				Leeming, Lindsey A	W32
Soule, Ben T	M43	Gettelfinger, Cheryl M	W59			Meier, Brandon E	M24
						Meteyer, Beverly B	W63
						Mitchell, Robert E	M58

Athlete Roster – by Club

Name	Age	Name	Age	Name	Age	Name	Age
Las Vegas Masters		Schultz, Kelly	W31	Shaps, Ruth Y	W69	Meridian Swim Club Masters	
Osorio, Gabriel E	M53	Stinchcombe, Maxwell B	M60	Total: 9		Camacho, Raymond E	M52
Palmer Becerra, Yolanda	W38	Total: 9		Manhattan Magnum Masters		Total: 1	
Rauch, Megan K	W27	Los Angeles Masters Swimming		Doyle, Patrick K	M62	Mesa Aquatics Club-Masters	
Santoro, Shelly P	W40	Caruso, Brett A	M45	Total: 1		Biegel, Mark G	M51
Saul-Zachau, Joanne	W58	Nelli, Victor	M54	Marcia's Enthusiastic Masters		Esparza, Chris	M57
Shadid, Carly	W27	Total: 2		Benjamin, Marcia S	W60	Harrigan, Kelly M	W32
Smith, Susan K	W63	Los Angeles Peninsula Swimmers		Clarke, Sunne A	W42	Kilburn Thomas, Erin	W43
Soiberg, Sallie	W85	Anderson, Eric R	M72	Gregory, Thomas C	M31	Total: 4	
Stone, Robert S	M75	Coupe, IngaLisa	W47	Hurt, Liz	W52	Michigan Masters	
Tarquino, Mario	M53	Fiamengo, Vince	M25	Song, James C	M34	Adamy, Amy	W26
Thomas, Steven M	M39	Finley, Ann	W54	Starlight, April L	W35	Brown, Denise H	W57
Townsend, Scott	M63	Goodwin, Barbara S	W52	Wan, Danny W	M53	Charlton, Allan	M80
Turchin, Jennifer	W36	Granger, Traci S	W59	Yamauchi, Penelope R	W27	Cush, Rachel	W32
Wegner, Dan	M45	Harper, Buzz L	M57	Total: 8		Destree, Nathan M	M25
Wegner, Karin M	W44	Heyes, Greg W	M62	Masters of Cerritos		Ellam, Bryant F	M34
Weidner, Kim	W47	Jones, Eric	M63	Condor-Fisher, Sarah P	W45	Garbo, Rachel	W27
Wyson, Joseph A	M60	Kelca, Brian E	M56	Total: 1		Kay, Mary-Chris	W63
Total: 63		Lindstedt, David P	M61	Masters of South Texas		Kim, Danny	M53
Libertyville Masters		Linkletter, Chris R	W51	Michaels, Charles F	M58	Rietema, Brad	M40
Liberty, Laurel M	W35	Mc Bride, Duncan Q	M62	Total: 1		Steil, Tamara R	W62
McDonnell, Michael P	M32	Moore, Dede G	W57	Masters of Yucaipa Swim Team		Vanderkaay, Christian	M35
Mills, Jamie	M40	Moore, Faye J	W41	Heggi, Coleman	M35	Total: 12	
Rowland, Jim	M56	Nicolls, Dean R	M52	Holbeck, John	M58	Minnesota Masters Swim Club	
Whelchel, David	M55	Pierce, Jonathan T	M23	Palis, Regina A	W55	Albu, Phil	M25
Total: 5		Ponthier, Chuck	M54	Ramos, John A	M58	Anderson, Jay	M60
Life Time Swim New Jersey		Powell, Steven T	M49	Total: 4		Anderson, Joseph M	M32
Millard, Jelani	M23	Raine, Charlie	M57	Match Point Nyc Masters		Bergman, John	M75
Total: 1		Storie, Tyler W	M33	Bezugliy, Alexander	M31	English, Philip	M25
Long Beach Grunions		Van Nort, Steven J	M65	Kukharskyi, Sergii	M28	Ewing, Michael	M50
Dutton, Matthew T	M22	Vint, Karina M	W24	Petrov, Konstantin Y	M53	Fine, Gary M	M66
Giacobe, Drew	M43	Vint, Stephanie R	W28	Smorodin, Maksim	M31	Fittipaldi, Carolyn A	W23
Holt, Mark A	M55	Wickens, Patrick	M76	Zimarev, Yury	M30	Hanson, Daniel R	M49
Kremers, Brian J	M43	Woudwijk, Rik	M51	Total: 5		Hoffmann, Paul	M28
Lambert, Heather C	W63	Total: 26		Menlo Masters		Hughes, Megan M	W43
Powers, Patricia F	W59	Madison Titans		Bridges, Daniel	M63	Jacobson, Brian L	M43
Werner, John C	M53	Milburn, David	M55	Capen, Tasha	W50	Lamour, Didier B	M60
Total: 7		Total: 1		Chan, Andy	M54	Langman, Loralie	W50
Long Beach State University Ma		Maine Masters Swim Club		Couch, Stephanie D	W52	Melsen, Krisie M	W36
Kennedy, William A	M61	Smrcina, Erica E	W25	Feeley, Louise S	W58	Mollenhauer, Dianna L	W32
Total: 1		Total: 1		Matena, Jana	W54	Moran, Marty	M50
Longhorn Aquatics		Manatee Aquatic Masters Inc		Messmer, Matt	M36	Morris, Mary K	W51
Abrams, Stacy A	W29	Alderson, Tom R	M65	Pinto, Harlan A	M60	Seguin, Mark E	M44
Anderson, Charis H	W38	Caso, Susie A	W70	Russell, Holly	W32	Smith, Darrell J	M60
Coates, Ed M	M51	Hamilton, Rick M	M49	Whatley, Thomas W	M65	Walsworth, Alyssa S	W33
James, Marty H	M44	Heath, Robert H	M60	Total: 10		Total: 21	
Jurey, Mary K	W50	Maidenberg, Eve G	W40	Merced Skimmers Masters Aquati		Mission Viejo Masters	
Plevich, Beth	W55	Mc Partland, Peg K	W75	Dingeldein, Douglas S	M38	Aakhus, Gregory P	M66
Sauer, Jim	M60	Palmer, Teddy	W62	Total: 1		Aakhus, Mackenzie A	M23
		Perry, Rebecca R	W52			Aakhus, Randy	M25

Name	Age	Name	Age	Name	Age	Name	Age
Mission Viejo Masters		Walker, Craig	M77	Lemen, Sarah A	W47	Nitro Swimming	
Adams, Veronica M	W26	Total: 1		McKinley, Ryan M	M41	Cox, Mark	M49
Barker, Douglas C	M54	Mountain View Masters		Montgomery, John	M27	Heber, Scott	M50
Batcheller, Jennifer A	W48	Campbell, Chris	M56	Morris, Richard L	M53	Hiltabiddle, Steve	M50
Dougherty, Mindy M	W64	Goode, John J	M50	Nance, Chad A	M44	Irawan, Yuni	W53
Dozier, Earl E	M59	Imwalle, Gregory P	M35	Plotz-Saribalas, Amy M	W44	Unruh, Steven L	M50
Fidler, Tyler S	M20	McMillan, Bret M	M50	Ricketts, Mary Pat	W74	Total: 5	
Galinyte, Ieva	W23	Rees, Karla E	W44	Schneider, Lindsey W	W35	North Bay Aquatics	
Going, Melissa	W47	Rohr, Meredith B	W35	Vocke, Joe	M46	Buskirk, Emily K	W36
Goodell, Brian S	M58	Wrist, Andrew H	M25	Webb, Brittany	W27	Colety, Brian	M50
Gunnell, Steve	M46	Total: 7		Wharton, Dave L	M47	Cooperman, Jeff	M50
Hale, Art	M75	Movy Masters		Wilhelm, John R	M49	Hardin, Meghan S	W35
Heather, Michael R	M62	Baleka, Siphwiwe K	M46	Total: 42		Lein, Brenda S	W52
Hubbard, Garrett M	M25	Huettner, Heather L	W51	New England Masters Swim Club		Lewis, Melissa D	W51
Kolarov, Michael C	M44	Perry, Lyndon	M53	Amico, Victoria	W28	Pledger, Abby B	W42
Kondo, Ken K	M51	Total: 3		Brown, Phil	M56	Quick, Sarah E	W53
Kurr, Kyle R	M44	Munster Masters		Densmore, Ann	W75	Salmi, Andrea L	W52
Mester, Matthew J	M37	Rokosz, Peter	M35	Downing, Jennifer	W38	Spellberg, Geoff	M61
Mills, Tammy	W48	Total: 1		Gaynor, Patty A	W56	Tucker, William E	M68
Mitchell, Jeffrey A	M48	New Albany Aquatics Club		Goodale, Rainy M	W47	Total: 11	
Mitchell, Rebecca M	W34	Alfonso, Alex I	M23	Grilli, Tracy L	W60	North Carolina Masters Swimmin	
Olsheim, Elizabeth R	W43	Andrin, Milan	M41	Hayes, Christie M	W69	Carter, Eddie C	W46
Osborne, Jonathan	M23	Apple, Jonathan R	M41	Jensen, Sue	W56	Dallamura, Scott J	M38
Osborne, Yolanda	W62	Axline, Kenly M	M41	Mareb, Karen M	W58	Dore, Mary G	W53
Peralta, Daniel C	M20	Birnbrich, Alex	M29	Mc Kay, Matthew G	M45	Dunn, Sara	W44
Peterson, Marlow D	M56	Birnbrich, Andrew	M27	Naylor, Jeff G	M58	Dunson, David B	M44
Pinedo, Alex E	M49	Birnbrich, Beth	W53	Pasterczyk, Christine	W50	Ekman, Evan F	M52
Prasser, Mat A	M24	Birnbrich, Chris L	M53	Patrick, Eric	M50	Fletcher, Van	M41
Prasser, Steve	M68	Birnbrich, Chris L	M53	Richardson, Paul R	M19	Gass, Melissa	W49
Redondo, Brock A	M25	Birnbrich, Hayden	M24	Searle, Ryan S	M70	Heijnen, Michel	M30
Rogers, Alan	M41	Birnbrich, Luke	M20	Soraghan, Marilyn L	W50	Lindauer, Kerry	W42
Santy, James J	M54	Birnbrich, Mark S	M50	Stokes, Karin E	W56	Nowak, Elizabeth A	W53
Serpas, Summer L	W39	Birnbrich, Zachary T	M25	Uustal, Diann	W70	Sauter, Trace U	M28
Sima, Jon	M41	Bixler, Jan	W67	Van Greuning, Len	M49	Soldati, Kelly L	W33
Span, Eileen T	W51	Briseno, Osiris	M41	Williams, Melinda B	W35	White, Kristin M	W26
Steidle, Gwynne A	W54	Callahan, Jim	M59	Total: 21		White, Warren A	M62
Sumner, David M	M46	DeVennish, Arthur H	M34	New Mexico Masters Swimming		Wolff, Celia	W51
Supance, Michele R	W33	DeVennish, Edward B	M72	Gulbrandson, Pamela	W63	Total: 16	
Taylor, Jeff S	M60	DeVennish, Elaine H	W68	Van Dinter, Yenny	W83	North State Masters	
Viers, Audrey	W33	Fisher, Dennis E	M57	Total: 2		Fischer, Niel E	M52
Walker, Heidi A	W42	Fisher, Zachary A	M31	New York Athletic Club		Hernandez, Jill S	W56
Whitaker, Timothy L	M31	Flesner, Brooke	W37	Dellagala, Michael	M39	Martinez, Heather J	W40
Wilson, Carol W	W59	Gerken, Dustin D	M32	Gary, Kristin J	W49	Reece, Katherine F	W41
Zawistoski, Lisa W	W47	Gleason, Matt	M25	Gorman, Maura L	W40	Reece, Margaret E	W45
Total: 46		Jap, Peter S	M38	Kelsey, Jane M	W41	Total: 5	
Montana Masters		Jenny, Frederick	M23	Lawler, James	M34	North Texas Lonestars	
Livoni, Donn	M70	Jones, Stephanie L	W23	Ripley, Rachel A	W26	Glass, Mark W	M42
Snelling, Libby Roberts	W57	Klestinec, Robin L	W55	Schweitzer, Paul-Marc	M25	Total: 1	
Total: 2		Kopp, Melanie A	W41	Wager, Susan	W51	Northern Sierra Masters Swimmi	
Moreno Valley Aquatics		Kukurugya, Matthew A	M26	Total: 8		Dodd, Dina	W53
		Lehr, Gunner F	M44				

Athlete Roster – by Club

Name	Age	Name	Age	Name	Age	Name	Age
Total: 1		Brumberg, Eric	M32	Palm Beach Masters		Total: 1	
Northwest YMCA Grayfins		Gershel, Marc S	M45	Andrews, Theresa	W54	Peluso Open Water Masters	
Buzzelli, Tara A	W48	Jones, Megan A	W37	Aubrey, Michael	M56	Kitt, Michelle A	W42
Total: 1		Total: 3		Beach, Christopher E	M47	Total: 1	
Novaquatics Masters		O2 Performance Aquatics		Berwald, Joshua F	M37	Peninsula Community Center Mas	
Arndt, Matthew E	M32	Mann, Nathalie S	W56	Bessire, Brent	M48	Anderson, Robert L	M61
Blatnik, Jeffrey	M37	Total: 1		Beuttenmuller, David J	M66	Total: 1	
Bolcoa, Scott J	M35	Oahu Club Masters Team		Camp, Robyne	W70	Petaluma Salty Krakens	
Brooks, Sherry M Wendzel	W56	Lileikis, Joseph G	M54	Chattaway, Michele J	W65	Virkus, Todd	M45
Ciborowski, Chris W	M44	Stevens, Rhoads E	M63	Childs, Lee	M68	Wood, Brent	M47
Collins, Michael D	M51	Total: 2		Edwards, Polly	W62	Total: 2	
Cough, Heidi M	W35	Ohio Masters Swim Club		Fisher, Philip A	M77	Phoenix Swim Club	
Crosson, Jeffrey W	M55	Braniecki, Ashley L	W31	Fitzpatrick, Maureen	W65	Barcinas, Ken A	M24
De Fabrique, Yann J	M43	Easton, Luise E	W78	Galiette, Mary E	W69	Courtney, Chris	M44
Del Villar, Felipe	M48	Kelley, Grace A	W23	Gibson, Robert J	M61	Dreitzler, Todd M	M47
Delgado, Roberto E	M42	Kelley, Kevin R	M55	Irish Bostic, Linda	W53	Ide, Hitomi	W67
Dietrich, Jim	M46	Marshfield, Ann K	W58	Jones, Eney	W56	Ide, Yutaka	M70
Duplanty, Chris D	M51	Total: 5		Kitzman, Scott A	M47	Inada, Noriko	W38
Golden, Spencer J	M52	Ojai Masters		Lindahl, Lennart	M47	Konarzewski, Jan	M28
Gomez, Mika A	W49	Umholtz, Ken	M65	Loder, Scott	M36	Phillips, Luke W	M24
Hayward, David S	M56	Total: 1		Lotano, Daniel	M36	Rieder, David E	M23
Hwang, Wayne	M39	Open Water Swim Team		Meckelnburg, Douglas T	M51	Weinberg, Wendy	W71
Jackson, Scott J	M42	Sagginario, Joseph	M28	Miller Caulkins, Karinne A	W55	Total: 10	
Kruger, Mark	M55	Total: 1		Moak, Mary N	W60	Piranha Swim Team	
Lastelic, Barbara A	W50	Oregon Masters		Moreno, Al	M58	Alling, Jennifer M	W46
Lauzon, Chantal H	W43	Andrus-Hughes, Karen	W59	Morris, Hillary	W41	Anderson, Karla	W41
Neuvirth, Paul G	M54	Asch, Jill M	W50	Peck, Kathi	W67	Burns-Siffleet, Linda M	W52
Nguyen, Andrew	M43	Bambusch, Hailey	W26	Pipes, Karlyn A	W55	Harmon, Mark J	M58
Norman, Jon L	M24	Clark, Molly K	W35	Quiggin, David	M72	Hurst, Daniel J	M25
Partee, Michael D	M42	Crooks, Alex	M41	Tessin, Christopher D	M46	Hurst, Daniel J	M25
Podmajersky, Tom E	M53	Daubersmith, Britta M	W51	Treible Slaton, Kathy	W55	Leibov, Bernard	M53
Powers, Brandon L	M33	Dingeldein, George E	W51	Wenzel, Chris	W57	Wickham, Elizabeth A	W57
Ryan, Aleah M	W33	Fox, Christina M	W56	Williams, Tracy A	W44	Total: 7	
Ryan, Keith	M33	Gettling, Janet	W68	Wilson, Todd M	M31	Playa Vista Swimming	
Serbia, George W	M56	Meier, Eric R	M52	Total: 33		Ford, Peter	M37
Smethurst, Everett W	M82	Metz, Amanda	W36	Palmetto Masters		Total: 1	
Smith, Robin M	W62	Peyton, Mike W	M61	Elias-Williams, Maria L	W52	Puget Sound Masters	
Sponagle, Stephen P	M61	Phipps, Tom	M63	Kanner, Joey	M47	Anderson, Jordan K	M18
Sutton, Andrew D	M54	Potter-Clark, Rahevin S	M22	Moro, Erin C	W38	Atwood, Justin T	M23
Togias, Anna	W31	Radcliff, David A	M82	Stockwell, Teddy	W68	Baber, Caroline	W20
Vessie, David B	M41	Reeves, Tessa L	W38	Wilson, Jamie W	W50	Baker, Laurel C	W39
Weber, Gregory J	M63	Skinner, Sonja	W40	Total: 5		Ben-Varon, Aliza R	W20
Weinstein, Rachel	W23	Sprueill, Jennifer C	W20	Parkersburg Masters Swim Team		Bryce, Karen G	W83
Weissert, Toby	M58	Stacy, Jessica L	W27	DiCola, Katlin R	W24	Campen, Gary	M73
West, Steve	M45	Sullivan, Scot A	M50	Total: 1		Casey, Kathrine J	W68
Widarto, Marcel	M40	Voll, Robert M	M59	Peddie Aquatic Association		Castle, Matt	M45
Winn, Kristen N	W47	Washburne, Brent C	M55	Gibson, Christopher E	M61	Caulfield, Miranda	W20
Yu, Peter T	M39	Wright, Larry E	M68	Total: 1		Clark, Austin D	M21
Total: 43		Total: 23		Pelican Athletic Club		Colbeck, Pete L	M55
Nyc Hydras				Foreman, Aaron	M24	Colella, Rick	M65

Name	Age	Name	Age	Name	Age	Name	Age
Puget Sound Masters		Winter, Doug	M48	Riverside Aquatics Association		Blackway, Derek W	M41
Cox, Allison L	W32	York, Sandi	W41	Adams, Megan K	W23	Borton, Dan	M49
Davis, Charlotte M	W67	Total: 65		Fiedler, Luke	M29	Borton, Joan	W47
Deardorff, Emily K	W19	Quick Silver Swimming		Franks, Nadia L	W31	Bostrom, Michael J	M42
DeLong, Jackie R	W22	Keighley, Carole L	W53	Freitas, Siobhan S	W50	Burnett, Simon A	M34
Dillon, Sally A	W70	Keighley, Tim D	M55	Haile, Bryan W	M31	Campbell, Frank E	M58
Ella, Ellen	W39	Yuen, Matt	M57	Hanson, Joshua E	M22	Capizzi, Stefanie	W30
Farinas, Jennifer R	W45	Total: 3		Irvin, Mike	M50	Castro, Daniel	M26
Ferries, Jenny	W35	Ramona Masters		Kaloust, Scott W	M47	Chambers, Kate	W41
Fogg, Stephen W	M68	Garcia, Raul (Gus) A	M57	Knox, Guy C	M46	Charles, Diana	W54
Glassman, Debbie A	W63	Total: 1		Kolb, Matthew D	M46	Charpentier, Caroline J	W28
Goodlin, Tom	M57	Red Tide		Larios de Rocha, Alicia	W48	Chung, Kathy G	W35
Graham, Donald	M62	Johnson, Eric A	M56	Magee, Mark A	M49	Cienega, Julio	M50
Gray, Darren	M48	Total: 1		Pilman, Rodney S	M34	Cook, Sally A	W55
Greene, Skip	M64	Reston Masters Swim Team		Popko, David A	M39	Dailey, Erik W	M37
Guerrero, Ruben	M25	Baldwin, Craig M	M42	Shimko, Garret R	M21	Daltorio, Robert W	M24
Hanson, Max L	M49	Brightwell, Kim M	W57	Szuskiewicz, Paul	M63	Davis, Thomas W	M59
Hayes, William B	M65	Carlson, Jennifer M	W37	Tanner, Eric R	M57	DeSouza, Jose C	M45
Haynie, Carl	M56	Carlson, John	M45	Timko, Kevin A	M47	Doudikian-Scaff, Nayiri	W46
Hering, Brad V	M55	Eliot, Doug	M53	Tweed, Jesse O	M31	Druffel, Allis A	W53
Jackson, Robert L	M57	Manheim, Lucy M	W74	Velez Nieto, Espana	W53	Dubrick, Jon S	M48
Jones, Brad	M51	Rysdon, Jon C	M65	Total: 20		Dubuc, Nicole D	W38
Kays, David E	M49	Van Erden, Jayme	W31	Rochester Area Masters Swimmin		Durieux, Chad A	M37
Keith, Lisa	W47	Total: 8		Hilton, Robert	M48	Durieux, Kyle	M38
May, Caroline M	W19	Rice Aquatic Masters		Total: 1		Dussan, Ximena	W46
McColly, Michael	M71	Kone, Bruce C	M59	Rocklin Aquatics Masters		Ecklund, Tait C	M35
McCrea, Ava	W19	Mastracchio, Dominic R	M42	Ennis, Richard C	M72	Ekizian, Maria	W50
McFarland, Cestjon	W56	Total: 2		Law, David	M31	Farmer, Michael W	M69
Monsen, Allie	W21	Richmond Plunge Masters		Maryatt, Andrew T	M56	Freeman, Caroline P	W54
Moore, Robert B	M56	Garces, Eudean D	M42	Total: 3		Frendreis, Lauren K	W28
Nalli, Lyle A	M57	Total: 1		Rockwall Aquatics Masters		Freshley, Mike R	M76
Nelson, Kirk	M46	Rio Grande Swim Club		Howell, Sharon S	W54	Godor, Frank	M38
Nixon, Blake T	M19	Goldfarb, Amy	W62	Klepchick, Paul R	M42	Gomez Larez, Luis O	M41
Nygren, Mats O	M50	Heins, Barry	M60	Olsen, Cat	W47	Goode, Douglas J	M78
Pailliez, Lionel	M59	McBroom, Rena C	W57	Total: 3		Graves, Tanisha M	W45
Pederson, Nicholas	M20	Moulton, Matthew J	M51	Rolling Hills Mud Sharks		Harwich, Fiona	W54
Pehrson, Josh S	M20	Nystrom, Ingrid	W51	Coholan, Annette M	W69	Hilger, Eric M	M50
Peterson, Steven B	M70	Stanton, Jeremiah	M36	Total: 1		Hitch, Walter D	M64
Phillips, Daniel L	M54	Stanton, Wright	M37	Rose Bowl Masters		Ho, Judy	W31
Powell, Robert S	M55	Tomlin, Julie B	W58	Adams, Laura D	W25	Houser, Danielle	W48
Preissler, Stella	W68	Total: 8		Anderson, Katrina	W25	Hsu, Howard	M34
Pusateri, Rebekah A	W19	Rio Salado Swim Club		Angell, Ursula	W44	Huang, Chi-Ying	W45
Reeder, Bill D	M64	Belote Ripley, Melissa	W60	Armour, Justin	M31	Hurrell, Thomas	M57
Sare, Madelynn R	W21	Brent, Jason	M36	Arrow, Alexander K	M46	Jensen, Amy M	W30
Smith, Bryan E	M49	Hanson, Maren T	W42	Bayles, Lonna S	W40	Jimenez, Alejandra	W26
Stretch, James J	M65	Ray, Brennan	M42	Bennett, Kristin P	W59	Jobu, Laurie	W65
Swan, Keito N	M27	Therrien, Jerry	M41	Berenstein-Cervera, Nathanie	M37	Johnson, Katherine M	W30
Swanson, Vic	M57	Tobler, Nathan	M37	Berg, Katherine B	W25	Keenan-Boline, Jill E	W48
Truong, Dominique	M78	Total: 6		Beubis, Michael H	M52	Keim, John	M42
Voss, Julie E	W53					Khalil, Heidi G	W46
Wilwerding, Geoff E	M55					Kim, Gene B	M30


Athlete Roster – by Club

Name	Age	Name	Age	Name	Age	Name	Age
Rose Bowl Masters		Taylor, Thomas S	M57	Jaunzeme, Andra	W64	San Francisco Tsunami Masters	
Kornfeld, Maurine E	W95	Tom, Marc A	M29	Jett, Darrell L	M58	Ceci, Louis G	M66
Ladanyi, Jakob C	M26	Tomikawa, Brian	M63	Jirak, Edie	W61	Hellwig, Christian P	M68
Langendoen, Gary	M71	Tulin, Michael	M62	Johnston, Steven A	M50	Total: 2	
Leichter, Nancy L	W46	Turner, Lauren	W24	Jones, Kenton R	M49	San Luis Obispo Masters	
Liu, Sandy C	W47	Uchiyama, Winston S	M59	Keeney, Mike	M62	Dooley, Paula E	W53
Markfield, Julie A	W57	Walls, Lauren M	W22	Kerns, Laurie	W40	Gibbons, Daniel J	M32
Martin, Matthew J	M31	Total: 118		Komissarov, Andrey A	M56	Kim, Eileen J	W25
Martin, Michael G	M58	Royal Swim Team		Leader, Jennifer	W39	Palmer, Ben C	M36
Mason, Michael T	M43	Bagri, Val	M42	Maroudis, Kristina M	W41	Peterson, Alan P	M23
Mc Ginley, Patrick B	M53	Total: 1		Martinez, Edna	W46	Peterson, Russell C	M25
McCabe, Erin	W37	Samo Masters		Matthews, Mark G	M25	Total: 6	
Mendoza, Jon	M34	Avelar, Liliana P	W41	Mcintosh, Dan S	M33	San Mateo Masters	
Morgan, Kimberly	W49	Cell, Melissa	W27	Meldrum, Laura G	W63	Baker, John	M54
Mowry, Mickey M	M22	DeOrsay, Corinne	W29	Mench, Lee E	M64	Ennis, Richard C	M48
Odonnell, Meghan	W34	Machado, Gustavo A	M36	Merrill, Tracy C	M32	Tang, Jordan G	M23
O'Grady, Kim	W55	Steiger, Betina	W35	Milton, Jeffery C	M61	Total: 3	
Osborne, Sarah	W54	Total: 5		Mitchell, Tom	M84	Santa Barbara Masters	
Paddock, Nina S	W45	San Diego Swim Masters		Monney, Pascal	M44	Abrams, Austin S	M23
Pansing, Craig	M35	Andersen, Peter	M73	Neville, Cathy V	W59	Acton, Michael S	M57
Pansing, Mandy	W30	Ascher, Nathan	M45	Newmann, Scott	M33	Beguhl, Philip C	M65
Parker, Amy P	W40	Baldwin, Geoffrey	M37	Nitsch, Michael	M48	Bernal, Alison	W33
Parker, Greg	M47	Behun, Bill G	M65	North, Nancy A	W48	Bethel, Lesley Y	W27
Passos, Andre	M43	Bell, John L	M74	Orozco, Francisco	M42	Bethel, Zachary E	M29
Paxton, Sean C	M48	Best, Bob	M84	Parker, Emily S	W31	Boscacci, Elizabeth H	W61
Pellegrin, Katharina	W53	Bixler, John J	M35	Perrottet, Jennifer K	W37	Bress, Robert C	M53
Petrova, Mariya	W31	Bolduc, John A	M51	Petersen, Erik D	M28	Chang, Darwin C	M20
Petty, Richard W	M41	Brown, Dannelly W	W32	Plezia, Colleen A	W36	Chang, Gabrielle E	W39
Plaga, Jack	M25	Byron, Caroline	W30	Plezia, Michael J	M39	Farrell, Jeff	M80
Porrazzo, Ralph J	M24	Carter, Donald R	M58	Quinn, Molly	W50	Fulbeck, Kip	M52
Reilly, Ryan J	M45	Christensen, Mary Lee	W71	Rakotz, Tara	W49	Gavigan, Devon	M21
Rinehart, Susan F	W52	Clepper, Al	M53	Ralphs, Tony	M73	Green, Brooke J	W37
Robert, Marc	M90	Coles, Bill	M81	Roth, Richard M	M58	Gutierrez, Charlotte D	W64
Roddy, Thomas P	M49	Divjak, Zdravko	M60	Rozow, Stephen	M48	Johannsen, David A	M62
Ronay, Peter E	M74	Dolan LaMar, Diana	W59	Siegel, Christine L	W60	Kjoller, Marcie J	W48
Royal, Abby L	W41	Duffield, Harry G	M66	Simpson, Lisa M	W52	Lin, Curtis	M26
Ryan, Daniel F	M62	Ellis, Cathie	W65	Stengel, Alta F	W66	Little, Monica B	W64
Sanchez, Ralph	M26	Elwahab, Mahmoud	M24	Stickney, Bingham	M55	Macedo, Ashley L	W35
Shafiiha, Roshanak	W41	Espino, Veronica A	W27	Stiles, Jasmine	W51	Perkins, Nicole	W44
Sharma, Jasmine	W46	Feld, Karen A	W49	Strate, Brian D	M50	Power, Michael L	M49
Shockro, Ellen K	W74	Frawley, Tabitha S	W43	Thayer, Marieke	W55	Reading, Mariah E	W23
Simmons, Cheryl A	W50	Frogley, Terry	M46	Threatt, Wendy A	W46	Reed, Scott W	M46
Sindell, Linda	W55	Ganze, Cathy	W59	Turner, Sarah	W55	Rutherford, Lynn Y	W63
Snaer, Kevin J	M51	Gehr, Gabriel R	M24	Vesler, Ruth	W39	Schoneberger, Marion B	W62
Stacey, John E	M71	Geiszler, Daniel A	M42	Von Hoffmann, Gerard	M61	Schultz, Karen E	W37
Stengel, Julia P	W31	Golden, Dani	W37	Walsh, Bill	M60	Stori, Mark D	M51
Stephenson, Dan	M60	Harberts, Harry S	M60	Webster, Dale W	M47	Tallman, Gerry L	M49
Stephenson, Scott	M32	Hirakawa, Diane M	W68	Weston, Susan E	W66	Tanase, Pamela J	W50
Sternberg, Scott D	M59	Hohn, Chris	M48	Wilson, Kendra E	W36	Tonelli, Marlena L	W28
Sterne, Erik A	M64	Hubbard, Donald J	M89	Wing, Luman R	M60	Williamson, Colin A	M37
Sweeney, Richard J	M52			Total: 81			

Name	Age	Name	Age	Name	Age	Name	Age
Total: 32		Reynolds, Ellen M	W52	Solana Beach Swim Masters		Southern Utah Swimming Associa	
Santa Clara Swim Club Masters		Sfingi, John A	M53	Mullen, Andrew A	M30	Bolanos-Moore, Barbara A	W83
Clabaugh, Rene J	M57	Shannahan, Matt D	M55	Robie, CJ	M45	Lund, Lynne H	W76
Wans, David M	M36	Strand, Robert	M71	Total: 2		Schroeder, Bruce E	M65
Total: 2		Wright, Jill M	W66	South Bay Swim Team		Total: 3	
Santa Cruz Masters Aquatics		Total: 16		Anderson, Ashley H	M45	Spartacus Training & Racing	
Bell, David E	M41	Sierra Marlins Masters		Halford, Jennifer L	W39	Fairon, Marc	M43
Bennett, Michael L	M56	Guthrie, Sally K	W67	Halford, Tom	M37	Total: 1	
Cole, David C	M41	Jordan, Steven M	M22	Shanney, Jason A	M36	St Pete Masters Inc	
Harbourt, Cliff J	M44	Peschel, Keith D	M51	Total: 4		Beach, Robert E	M86
Kennedy, Bob L	M62	Total: 3		South Coast Aquatics		Bogue, Sherri L	W53
Reed, Clay F	M60	Sierra Nevada Masters		Christopher, Todd R	M41	Carpenter-vanDijk, Sheila	W67
Roberts, David	M45	Class, Patrick L	M68	Schultz, Ward G	M59	Colwill, Chelsea N	W28
Smith, David M	M59	Clendenin, Ashley E	W36	Total: 2		Davis, Kern M	M62
Smith, Donny W	M57	Faurot, Michelle A	W56	South Davis Masters		Freeman, Stephan J	M61
Stockwell, Zach	M42	Freeman, Michael P	M30	Bagley, Blair A	W33	Herman, Eric C	M45
Tallman, Karl G	M58	Friedlander, Rebecca L	W50	Beck, Stephanie L	W34	Kupan, Cheryl A	W52
Wilson, Ann S	W42	Hamilton, Nathan	M48	Forest, Anna Marie	W47	LeClair, Dale A	W47
Wilson, Kurt E	M57	Hatch, Eric	M42	Woods, Thomas B	M55	LeClair, David W	M49
Total: 13		Heimerdinger, Charles B	M56	Total: 4		Margalis, Robert	M35
Santa Rosa Masters		Henricks, Ed P	M54	Southern California Aquatic Ma		Nixon, John L	M61
Foreaker, Don	M64	Hobson, Chip L	M49	Bean, James W	M65	Petersen, Charlotte	W52
Green, Dick	M65	Hrindo, Jan M	W44	Beck, Spindrift S	W26	Stiles, David	M27
Hale, Dave	M61	Johnson, Clifford H	M65	Bridges, Patrick D	M50	Sullivan, Anthony J	M48
Morales, John R	M59	Lawrie, Dawn J	W41	Coviello, Amanda J	W40	Texel, Paula M	W46
Pettibone, Chip	M55	Lawrie, Jim	M70	Crock, Sally S	W74	Tullman, Robert M	M53
Rueda, Marcela	W35	Lintz, Steve	M66	Crowe, Kevin J	M55	Visser, Linda	W46
Wilson, Todd	M52	McCrillis, John D	M55	Dening, Wesley W	M33	Westerman, Karen L	W49
Total: 7		Miller, Celeste	W67	Fradkin, Ana	W43	Total: 19	
Sarasota Y Sharks		Porter, Jo Ann	W45	Gonnason, Hayley	W34	Stanford Masters Swimming	
Albino, Jorge E	M42	Scalise, Erik L	M39	Hjorth, John T	M50	Barnea, Daniela	W73
Deery, Kyle B	M32	Seibert, Tracie	W47	Kajiwara, Doug	M60	Gelman, Kathryn E	W52
Eckert, Jonathan	M30	Sorensen, Susan	W48	Lakey, Taylor	W24	Glenn, Katie	W40
Hughes, Dawson	M40	Tyler, A Susan	W68	Leung, Brian P	M27	Glenn, Tim P	M61
Keiber, Casey M	W39	Tyler, Sarah L	W72	McAteer, Brian	M32	Kemp, James E	M61
Matysek, Jim	M57	Total: 23		Melick, Karen L	W59	Leake, Mackenzie M	W23
Munson, Fred R	M58	Silver Peak Performance		Miller, Sigute	W58	Phelan, Darren D	M53
Total: 7		Lowden, Leanne	W48	Nance, Matthew E	M51	Total: 7	
Sawtooth Masters		McPeak, Charles	M46	Pescatori, Rossella	W46	Streamliners	
Cleaver, Oliver	M54	Nielsen, Steven W	M43	Pinto, Rachel R	W39	Hagstrom, Lisa	W46
Clemmons, Jim	M67	Rivera, Brisia R	W22	Popp, Stephanie	W28	Helmrich, Susan P	W61
Crist, Bruce C	M60	Total: 4		Senicheva, Olesya	W28	McCarthy, John W	M51
Cunningham, Martha C	W60	Socal Aquatics Association		Thomas, Bruce W	M59	Osborn, Ahelee Sue M	W59
Erwin, Jeff T	M52	Galkin, Dima	M29	Yu, Kent	M41	Whalen, Katharine	W68
Gendler, Julie L	W41	Mann, Michelle E	W42	Total: 23		Total: 5	
Gruenberg, Brigitta M	W37	Total: 2		Southern Masters Swimmers		Surf City Aquatics Club	
Hoitt, Kristina M	W24	SoCal Tri Masters		King, Rebecca L	W36	Smith, Patty	W64
Johnston, Blossom P	W57	Davidson, Jennifer	W52	Lehmann, Karl M	M31	Total: 1	
Lee, Kristi D	W41	Total: 1		Rapp, Larry J	M32	Swim Fort Lauderdale	
McQuet, Rick	M48			Total: 3			

Riverside Public Utilities
is proud to sponsor
Riverside Aquatics
and the
2017 Nationwide USMS
Spring Nationals.

W A T E R | E N E R G Y | L I F E



P U B L I C U T I L I T I E S

RiversidePublicUtilities.com

Athlete Roster – by Club

Name	Age	Name	Age	Name	Age	Name	Age
Swim Fort Lauderdale		Joyce, Martha O	W57	King, Edward V	M65	Total: 2	
Akbar, Clyde	M69	Krueger, James	M78	Koon, Nolan	M26	Tri Star Masters Swimming	
Barbosa, Tatiana B	W37	Meyerhoff, Rick	M70	Lentz, Graham M	M32	Penney, Sandra	W53
Congdon, Heather B	W38	Mooney, Eileen M	W75	MacKay, Ian D	M24	Total: 1	
Djang, Philipp A	M62	Moskovits, Alexander	M68	Malasky, Martin E	M28	Tri Valley Masters	
Gorwitz, Nahum	M80	Ridout, Nancy J	W75	Marshall, Gary N	M35	Cutting, Steve	M59
Hendrick, Marty	M59	Shoenberger, Linda R	W69	Marshall, Matthew T	M34	Daene, Markus	M38
Kruger, Harald	M49	Thomas, Michael R	M24	Meyer, Marguerite	W58	Hektner, Eric W	M59
Larson, Linda L	W61	Val, Laura B	W65	Murphy, Kathryn T	W24	Total: 3	
Martz, Adam J	M46	Wheeler, Barbara C	W60	Murray, Matthew R	M25	Tri-City Atomic Sturgeons	
Maughan, Calvin L	M52	Zuur, James	M76	Neuwirth, Jamie	M29	Pusateri, Jonathan E	M21
Menyharth, Gabor P	M70	Total: 18		Newell, Rob H	M27	Total: 1	
Monahan, Sean P	M24	Taos Masters Swimming		Packer, Christopher B	M26	Triton Swimming and Triathlon	
Pardo, Robert R	M43	Cutliff, Norman J	M73	Pedote, Elyssa	W24	Beattie, Romy N	W54
Scherling, Stefan	M44	Total: 1		Prill, Derek	M30	Chimal, Andreina M	W24
Shead, Timothy M	M64	Tarps Total Training		Raatz, Katherine	W28	Cook, Cindy J	W60
Steynberg, Andre P	M60	Garcia, Mike	M24	Reeves, Katherine W	W26	Crosby, Patricia	W61
Stutz, Kathleen J	W34	Total: 1		Scheid, Trevor	M27	Falcon, Ryan	M20
Volz, Kristin R	W43	Team Pittsburgh Masters		Shipp, Rachel V	W34	Gardner, Kristin E	W37
White, John J	M39	Lewis, Kathleen	W65	Simoni, Evan V	M27	Hirsch, Helene I	W59
Total: 19		Total: 1		Stipe, Mikkell-Ane	W24	James, Jessica L	W30
Swim Fremont Glenmoor Gardens		Team Ridglea		Sudarma, Tiffany C	W22	Kysh, Lynn	W34
Seeley, Victor A	M43	Amick, Jim	M55	Talbott, Christopher J	M30	Payne, Barb	W51
Total: 1		Burr, Chuck	M59	Talmadge, Matthew S	M27	Scherwat Ducourneau, Wendy	W66
Swim Utah		Meeck, Greg	M60	Trowbridge, Nicholas R	M25	Toumayan, Colleen	W51
Belnap, Mark	M47	Miller, Brian A	M44	Valdivieso, Juan P	M36	Toumayan, Meagan A	W18
Kessinger, Katy L	W62	Shih, Pansy P	W40	Wang, Jackson Z	M29	Tucker-Georges, Tracy M	W52
Knapp, Lo D	W62	Willingham, Nicole E	W35	Wang, Timothy J	M34	Total: 14	
Kuwahara, Lisa K	W54	Total: 6		Wanie, Lee G	M43	Tuolumne County Aquatic Master	
Lyman, Carolyn B	W66	The Olympic Club		Watanabe, Naoko	W34	Cardey, Mike G	M54
Treiman, Gerald S	M56	Adrian, Nathan	M28	Welting, Lauren K	W51	McIlroy, Paul F	M51
Total: 6		Ballenger, Marie A	W30	Yan, Hank	M28	Total: 2	
Swimming Canada Competitive M		Bechtel, Christina G	W23	Yntema, Douwe	M28	Ubc Masters Swim Club	
McTavish, Sandra E	W62	Bower, Kenny G	M29	Total: 53		Hooper, James C	M45
Total: 1		Buncher, Stanley M	M31	Tide Swimming		Total: 1	
Swymnut Masters		Carter, Paul V	M59	Cabebe, Melvin	M33	Uc04	
Lepinski, Cokie	W57	Casey, Aaron J	M28	Total: 1		Adams, Scott G	M47
Mothersill, Jane C	W60	Cushing, Alex D	M28	Tooele Masters Aquatic Team		Total: 1	
Peroni, Diana H	W44	Davidoff, Cara	W31	Cox, David A	M62	Uc06	
Willard, Mimi	W63	Davis, Cole W	M24	Potter, Misty	W42	Cook, Jenny L	W59
Total: 4		Dorey, Frederick J	M68	Smith, Quinten S	M21	Owens, David	M72
Tamalpais Aquatic Masters		Elder, James E	M73	Smith, Staci R	W47	Total: 2	
Bernard, Alan D	M67	Ferrif, Nick L	M28	Smith, Stuart B	M51	Uc08	
Burns, Richard	M73	Foster, Dana	M27	Tate, Holly	W49	WuShanley, Ying	M59
Eisenman, Judy A	W63	Greenwood, Scott C	M39	Walgamott, Annie	W28	Total: 1	
Foote, John T	M66	Haynie, Dee A	W62	Whear, Steven C	M43	Uc09	
Hansen, Barbara A	W79	Hinshaw, Benjamin S	M26	Total: 8		Bofinger, Sarah E	W30
Holt, Tate	M65	Holsman, Trent T	M36	Tower 26		Total: 1	
Jaffe, Kristin N	W79	Keirns, Katrina M	W23	Nelson, David K	M56		
		Kilkuts, Courtney	W29	Panosian, Brian	M51		

The Spyder 360™

Unlimited Range of Motion™



Coach John Hudy

Director of Strength & Conditioning at Lipscomb University

"Our players & staff love The Spyder 360™


The Versatility they offer us is incredible. They save us time, money, and space over all the products it replaces. We can transition from Strength Building exercises to Strength Training routines & then Stretch using the same tool. Again saving a lot of space & time."

The Spyder 360™ engages your entire body; NOT just your Abs. They replace a dozen pieces of equipment for a fraction of the cost.

- + Over 150 exercises & Stretches
- + *Certifications for Personal Trainers
- + *Certifications for Chiropractors
- + *Certifications for Physical Therapists
- + Perfect for Group Classes
- + Whisper Quiet
- + Will NOT damage **Wood Floors
- + NO Maintenance required
- + Each Spyder can Support 750lbs

* Certifications in Development

** Friendly to ANY Surface
Wood Floors
Astro Turf
Rubber Floors
High Pile Carpet
Yoga Mats
Tile
Marble
Cinder Block Walls!



LEVEL 1: \$99

Athlete Roster – by Club

Name	Age	Name	Age	Name	Age	Name	Age
Uc11		Kanayama, Kori	W52	Uc44		Niemi, Matthew G	M43
Natelson, Michael	M77	Karapetian, Gerasim	M34	Dent, Susan	W57	Oaten, Stewart R	M46
Oyler, Paul F	M51	Kingdon, Andrew T	M48	Ellis, Joel	M59	Oei, Melissa	W22
Total: 2		Kogel, Marlene	W47	Total: 2		Palabrica, Juan Pablo M	M19
Uc12		Koujah, Samer	M53	Uc45		Sarrafzadeh, David A	M51
Arroyo, Sito A	M23	McConnell, Stan	M85	Davydotchkin, Philipp A	M30	Tran, Shanta V	W21
Bowman, Christina A	W44	Moore Barnett, Barbara	W56	Hong, Justin M	M32	Virtue, Paul A	M65
Burns, Suzi M	W70	Natalizio, Jeff F	M35	Purrrington, Nicholas	M23	Total: 18	
Lovell, Brianna M	W26	Nelson, Steven J	M61	Total: 3		Valpo Masters	
Total: 4		Pearson, Pamela J	W49	Uc48		Quintos, Andrea E	W33
Uc13		Rieger, Carl W	M60	Fayed, Mohamed	M65	Total: 1	
Lindholm, Kyle	M24	Rinehardt, Nicole	W53	Fisch, Karly D	W23	Ventura County Masters	
Upper, Ryan	M37	Rosenfeld, Ken S	M36	Samaddar, Kris K	M43	Avrea, Mikayla	W28
Total: 2		Stewart, Becky L	W50	Samaddar, Robin K	M43	Blatt, Cindy S	W63
Uc14		Tarn, Bryan	M36	Wilder, Hugh	M69	Blatt, Michael J	M61
Croft, Lance C	M29	Willis, Gregory B	M68	Total: 5		Bleuel, Bart S	M75
Livingood, Bill	M72	Woolard, Woody	M53	UCLA Bruin Masters		Chapman, Michael C	M40
LoCascio, Jim	M47	Total: 37		Ciraulo, Christie	W63	Chung, John W	M46
Meyers, Susan L	W75	Uc34		Hibben, Veronica	W60	Derr, John M	M68
Stephenson, Brady	M25	Dixon, Lynn L	W42	Kessouri, Faycal	M32	Foote, David E	M67
Total: 5		Total: 1		Morales, Tito	M58	Frank, Peter J	M55
Uc21		Uc36		Uskert, Derek C	M37	Gruber, Glenn A	M67
Magiera, Joseph S	M60	Sprinkle, Baden P	M29	Total: 5		Hudson, Nadean	W50
Total: 1		Total: 1		Umac-Terrapin Masters		Kerns, Hubie	M67
Uc31		Uc38		Bradbury, Wyatt E	M22	Lum, Bryant J	M55
Brennan, David E	M52	Banbury, James S	M47	Ellis, Andrew F	M48	Marble, Kevin J	M60
Divilbiss, Zachary	M28	Beers, Kim	W48	Fu, Angela L	W37	Mc Conica, Jim	M66
Total: 2		Bergen, Bert	M50	Goodison, Michael R	M45	McConica, Michelle M	W60
Uc33		Bolen, Tyler	M35	Grover, Mollie K	W36	Nuckols, Holly J	W54
Armstrong, Dan J	M61	Bunch, Brian R	M49	Oloughlin, Jonathan	M33	Owens, Robert A	M70
Cardenas, Ray	M29	Calvo, Morena I	W29	Randolph, Courtney M	W25	Raffaelli, Cori P	W33
Carey, George L	M74	Dooley, Bernard J	M72	Strahota, Jeffrey R	M36	Raffaelli, Larry L	M74
Christopher, Chad M	M41	Ehrenberger, Dennis K	M52	Total: 8		Sanchez, Christina A	W29
Christopher, Robert B	M70	Griffin, Kara D	W47	University of Hawaii Masters		Shaffer, Jill M	W55
Collins, Barry	M53	Houck, Sarah	W33	Skorge, Norman O	M49	Shaffer, Mike G	M51
Diaz, Cecilia	W41	Lloyd, John R	M62	Yamamoto, Jeremy	M40	Stewart, Tamie A	W44
Gast, Monte W	M69	Meyer, Brian J	M41	Total: 2		Vey, William C	M30
Genter, Robert S	M66	Niu, Xiaonuo	W22	University of San Francisco Ma		Warmuth, Stacey S	W60
Gonzales, Reese	M25	Rafkin, Louise	W58	Bensu, Janet L	W84	Young, Michel F	M46
Goodman, Lois	W70	Rodriguez Martinez, Adrian M	M23	Burnett, Nicholas A	M35	Total: 27	
Gordin, Scott	M59	Sermek, Leila	W41	Chin, Jian W	W53	Virginia Masters Swim Team	
Gregoire, Eugenia	W81	Szymanski, Filip M	M31	Dailey, Alexander D	M41	Harris, Gregory	M53
Hardwick, Debra	W37	Volcansek, Ales	M34	Dornan, Gwen	W54	Miller, Jim W	M66
Hirsty, Jacki	W64	Total: 18		Ewing, Jack	M56	Miller, Patricia M	W56
Hobbs, Delrie	W62	Uc42		Grohe, William E	M83	Novell, Ken	M74
Hughes, Dlorah L	W41	Burke, Tom J	M58	Jeong, Michelle M	W48	Sheahan, Dan	M59
Humphrey, Garth	M42	Total: 1		Klatzkin, Amy	W61	Throne, William C	M60
Jackman, Alan H	M24	Uc43		Mc Bride, Patrick F	M47	Wise, Randolph E	M75
Jones, Sophie	W35	Spitz, Jacob E	M22	McNamara, Kathleen A	W57	Total: 7	
		Total: 1				Walnut Creek Masters	

ONE FOR THE TEAM



Show your team spirit by joining us for a fundraiser to support Riverside Aquatics Association Swim Team. Come in to the Chipotle at **3525 Riverside Plaza Drive Suite 204** in Riverside on **Saturday, April 29th** between **4:00pm** and **8:00pm**. Bring in this flyer, show it on your smartphone or tell the cashier you're supporting the cause to make sure that 50% of the proceeds will be donated to Riverside Aquatics Association Swim Team.



If placing an order online during your fundraiser, please note you must choose the pay in-store option and inform our cashier of your participation before paying. Gift card purchases during fundraisers do not count towards total donated sales, but purchases made with an existing gift card will count.

Athlete Roster – by Club

Name	Age	Name	Age	Name	Age	Name	Age
Walnut Creek Masters		Sinclair, James	M23	Dasinger, John Henry H	M29		
Alexander, Martha A	W67	Sinel, Craig	M42	Dillon Stewart, Jane E	W74		
Appel, Pamela J	W60	Stryker, Samuel	M26	Fischer, Richie L	M34		
Asta, Lisa M	W51	Vucinich, Elizabeth A	W36	Fochios, Dean T	M63		
Bledsoe, Dennis R	M78	Wiener, Neal T	M72	Gableman, Andrea	W25		
Boyer, Kaleb D	M29	Wyszynski, Brittaney L	W29	Grisa, Thomas M	M55		
Collins, Susan M	W67	Total: 22		Hayes, Lisa C	W45		
DeLacy, James R	M70	Westchester Masters		Jensen, Lauren E	W49		
Delay, Sara E	W26	Conti, Juliet	W47	Kaiser, Carl J	M29		
Dewey, Vicky S	W54	Total: 1		Knuth, Clark A	M68		
Dibley, Allison M	W55	Wind-n-Sea Masters Swimming		Kranpitz, Nancy	W72		
Edwards, Kenneth S	M62	Bathey, Liane	W49	Lemm, Barbara J	W65		
Gaudinier, Lindsay S	W27	Bathey, Tony E	M53	May, Jennifer L	W48		
Guadagni, Peter M	M62	Burmood, Erica A	W25	McCarthy, Michelle C	W41		
Hill, Marcia M	W72	Burris, William G	M34	Meinholz, Ellen M	W25		
James, Brandon	M20	Canale, Michele	W62	Mueller, Lawrence W	M72		
Keeler, Susan E	W38	De Groot-Hedlin, Catherine D	W57	Murray, Mike	M66		
Lawrence, Laura A	W37	Foster, Ryan F	M41	Mykleby, Geoff L	M64		
Le Febre, Karen J	W49	Franke, Randy	M51	O'Keefe, Madeleine	W25		
Morner, Stan F	M82	Fremont, Robert	M58	Parkins, David G	M38		
Newacheck, Pamela K	W61	Iglesias, Rodrigo J	M41	Pfaltzgraff, Mark	M55		
O'Brien, Kerry L	M60	Jurist, David	M57	Russell, Fred W	M69		
Olson, Robert H	M72	Krattli, Caroline	W55	Schaetz, Trina R	W44		
Ongerth, Ann Michelle	W42	Lewis, Mike J	M52	Schneider, Erin E	W38		
Richards, Ericka L	W39	McClung, Paton M	M47	Schneider, Leah R	W32		
Scott, Stephanie I	W70	Reiss, Natasha	W47	Schneider, Mary P	W64		
Stahl, Stephen A	M52	Scheff, Jonathan	M64	Steinhafel, Mark J	M56		
Taylor, Catherine W	W54	Willert, Dan T	M74	Stich, Chris S	W39		
Tiernan, Heather	W33	Total: 17		Stich, Darryl D	M41		
Tiernan, Robert M	M33	Windy Hill Athletic Club Maste		Trafton, Adam J	M30		
Ward, Lisa A	W53	Berryhill, Hayley E	W25	Van Cleave, Julie M	W58		
Wen, Patrick J	M44	Berryhill, Heather C	W27	Wu, Bobby	M43		
Total: 31		Berryhill, Keith	M57	Yontz, Marissa G	W23		
West Hollywood Aquatics		Berryhill, Stuart	M65	Total: 44			
Corcho, Rodrigo A	M37	Total: 4		WS Twente			
Delic, Nikola	M32	Winter Haven Masters Swim Team		Steenhuis, Harm-Jan	M49		
Ferguson, Daniel B	M50	Oliva, Stepan	M50	Total: 1			
Fitzgerald, Mike	M52	Total: 1		Yuba City Masters Swimming			
Gibson, Christopher R	M33	Wisconsin Masters Aquatic Club		Finch, Merry B	W62		
Graham, Errol	M57	Allen, Peter J	M58	Taylor, Barbara G	W62		
Grant, Daniel	M26	Anderson, Tim T	M45	Total: 2			
Kaplan, Keith S	M50	Babcock, Andrew	M39				
Karlin, Olivia	W53	Bauman, John H	M86				
Kirvan, David B	M52	Blommel, Gregory G	M57				
Larsen, Carl G	M39	Bolin, Ashley E	W27				
Lorion, Marisa L	W27	Bonis, Susan	W63				
MacDonald, Keely	W27	Brudnak, Mark	M51				
Moothart, Alex	M26	Buteyn, Cindy D	W49				
Olson, Jay R	M67	Conrad, Nathan E	M40				
Seaton, Jessica W	W64	Corris, Robert B	M72				



**ADULT
LEARN-TO-SWIM
PROGRAM**
U.S. MASTERS SWIMMING

Get Involved

Make a Difference

**Become a
USMS-certified
ALTS instructor**



Learn the most innovative and effective training methods and tools to teach adults to swim, at a minimum, one length of a 25-yard pool and become safer in the water.

**Host an adult
learn-to-swim
event or program**



Launch a long-term program or introductory ALTS event at your pool. The USMS National Office can help, and can connect you with other successful ALTS programs.

**Help with an
adult learn-to-swim
program**



Even if you're not USMS-certified, you can volunteer to support a certified instructor or recruit an instructor to teach adult swim lessons at your pool. You can also encourage adult nonswimmers to take lessons.

**Raise money for the
Swimming Saves
Lives Foundation**



The Foundation provides grants and education to swim-lesson providers who teach adults. You can support the Foundation's efforts with everything from large-scale event fundraising to fun and easy crowdfunding to individual donations. We provide tools for a successful campaign.

usms.org/alts



Day 1 – Thursday, April 27

Warm-up

6:30 a.m.-7:45 a.m.

Meet Start Time

8:00 a.m.

Men	Event	Women
1	1650 freestyle	2
3	1000 freestyle	4

Check-in Deadlines for Day 1

The 1650 free and 1000 free are positive check-in events. Check-in may be done in person at the registration area or online at usms.org.

Thurs., April 27	1650 freestyle	7 a.m.
	1000 freestyle	9 a.m.

PLEASE NOTE:

If you do not check in by the deadline, you will not be seeded; there are no exceptions.

Entry Deadline for Day 2 (Friday) Relays

Relays must be turned in at the relay desk.

Thurs., April 27	200 freestyle relay (mixed)	3 p.m.
------------------	-----------------------------	--------

MASTERS SWIMMERS LIVE LONGER

Swimmers have a **53% lower risk** of early death



Health I.Q. |



**U.S. MASTERS
SWIMMING** | Official
Partner

SPECIAL RATE LIFE INSURANCE FOR SWIMMERS

Health IQ celebrates health conscious swimmers

HealthIQ.com/USMS 866.834.4432

Source: International Journal of Aquatic Research and Education, 2008 study

2017 Nationwide USMS Spring Nationals - 4/27/2017 to 4/30/2017

Riverside Aquatics Complex

Meet Program - Thursday, April 27, 2017

#1 Men 1650 Yard Freestyle			
Name	Age	Team	Seed Time
1 Bezugliy, Alexander	31	MPNY	15:51.56
2 Larsen, Carl G	39	WH2O	16:32.14
3 De Fabrique, Yann J	43	NOVA	16:50.00
4 Phelan, Darren D	53	STAN	17:13.37
5 Dickson, Kurt F	49	ARIZ	17:15.33
6 Wrist, Andrew H	25	MVM	17:25.81
7 Monahan, Sean P	24	SFTL	17:29.45
8 Kays, David E	49	PSM	17:30.00
9 Erwin, Jeff T	52	SAWS	17:32.75
10 Heijnen, Michel	30	NCMS	17:45.42
11 English, Philip	25	MINN	17:45.91
12 Shaffer, Mike G	51	VCM	17:49.29
13 Edge, Jonathan A	50	GRA	17:53.78
14 Smith, David J	29	CMS	18:00.00
15 Harper, Buzz L	57	LAPS	18:00.00
16 Buncher, Stanley M	31	TOC	18:00.00
17 Birnbrich, Zachary T	25	NAM	18:00.69
18 Ryan, Keith	33	NOVA	18:05.00
19 Thomas, Bruce W	59	SCAQ	18:05.74
20 Sullivan, Scot A	50	OREG	18:06.46
21 Roper, Matt	36	DAM	18:09.53
22 Pederson, Nicholas	20	PSM	18:11.30
23 Rietema, Brad	40	MICH	18:12.13
24 De Muro, Jerry	61	L4S	18:14.34
25 Tallman, Karl G	58	CRUZ	18:23.96
26 Anderson, Joseph M	32	MINN	18:25.26
27 Foreman, Aaron	24	PACM	18:31.71
28 Paggi, Gregory	38	GRA	18:41.00
29 Eckert, Jonathan	30	SYSM	18:42.27
30 Hatch, Eric	42	SNM	18:45.06
31 Stiles, David	27	SPM	18:53.91
32 Lewis, Mike J	52	WIND	18:56.82
33 Davis, Kern M	62	SPM	18:57.45
34 Crosson, Jeffrey W	55	NOVA	18:59.00
35 Collins, Michael D	51	NOVA	18:59.50
36 Passos, Andre	43	ROSE	18:59.90
37 Meyer, Brian J	41	UC38	19:00.00
38 Winter, Doug	48	PSM	19:01.00
39 Acosta - Gomez, Misael	23	GRA	19:04.11
40 Mc Conica, Jim	66	VCM	19:07.81
41 Bennett, Michael L	56	CRUZ	19:07.93
42 McIntosh, Dan S	33	SDSM	19:12.46
43 Hochstrasser, James B	32	GRA	19:23.40
44 Gibson, Christopher E	61	PAA	19:24.24
45 Miller, Brian A	44	RIDG	19:27.78
46 Thomas, Michael R	24	TAM	19:28.06
47 Decker, John R	42	GS	19:29.07
48 Nelson, Kurt D	57	CMS	19:30.44
49 Pardo, Robert R	43	SFTL	19:30.68
50 Daltorio, Robert W	24	ROSE	19:33.92
51 Sullivan, Anthony J	48	SPM	19:40.00
52 Fidler, Tyler S	20	MVN	19:43.41
53 Chung, John W	46	VCM	19:44.01
54 Cole, John S	35	KATS	19:46.21
55 Bathey, Tony E	53	WIND	19:49.49
56 Albino, Jorge E	42	SYSM	19:50.00
57 Milburn, David	55	MATT	19:54.56
58 Lehr, Gunner F	44	NAM	19:59.00
59 Birnbrich, Hayden	24	NAM	19:59.99
60 Campbell, Alexander E	25	GRA	20:00.00
61 Morris, Richard L	53	NAM	20:00.00
62 Wilwerding, Geoff E	55	PSM	20:00.00
63 Jensen, Dan	58	GRA	20:01.00
64 Duguay, Robert E	32	CONN	20:01.79
65 Ascher, Nathan	45	SDSM	20:06.00
66 Nalli, Lyle A	57	PSM	20:10.00
67 Sponagle, Stephen P	61	NOVA	20:12.00
68 Heath, Lee	49	GRA	20:15.00
69 Pansing, Craig	35	ROSE	20:15.00
70 Hale, Dave	61	SRM	20:15.00
71 Goode, John J	50	MVM	20:19.56
72 Lucero, Michael D	46	GRA	20:23.68
73 Lileikis, Joseph G	54	OCMT	20:29.76
74 Law, David	31	RAMS	20:39.73
75 Nolte, Christopher C	60	CMS	20:40.00
76 Munson, Fred R	58	SYSM	20:40.00
77 Binkow, Samuel	27	GRA	20:42.02
78 Bolcoa, Scott J	35	NOVA	20:45.77
79 Osorio, Gabriel E	53	LVM	20:50.20
80 Serbia, George W	56	NOVA	20:50.29
81 Virtue, Paul A	65	USF	20:57.16
82 Olden, Jaegger M	24	CWST	20:58.44
83 Hendrick, Marty	59	SFTL	21:09.61
84 Hartmire, David	56	GRA	21:15.00
85 Johnson, Gregory S	60	DAM	21:20.00
86 Freeman, Stephan J	61	SPM	21:22.87
87 Clemmons, Jim	67	SAWS	21:29.50
88 Quiggin, David	72	PBM	21:35.52
89 Doyle, Gregg L	60	GRA	22:03.46
90 Foote, David E	67	VCM	22:36.39
91 Livoni, Donn	70	MM	23:47.42
92 Willert, Dan T	74	WIND	23:55.00
93 Wickens, Patrick	76	LAPS	24:31.77
94 Ralphs, Tony	73	SDSM	24:57.53
95 Stitt, John H	70	ELG	25:45.92
96 Freeman, Frank B	71	CVMM	26:14.27
97 Mueller, Lawrence W	72	WMAC	26:29.53
98 Carey, George L	74	UC33	26:41.35
99 Osborne, Oz	71	ELG	26:42.24
100 Ronay, Peter E	74	ROSE	28:00.00
101 Dooley, Bernard J	72	UC38	28:00.00
102 Raffaelli, Larry L	74	VCM	28:00.00
103 Bergstrom, Robert W	76	FMT	28:30.00
104 Norris, Robert F	78	DAM	30:20.00
105 Beach, Robert E	86	SPM	30:40.00
106 Bleuel, Bart S	75	VCM	32:00.00
107 Grohe, William E	83	USF	37:32.62

Minnesota Masters Swimming

and the

Jean K Freeman Aquatic Center at the University of Minnesota

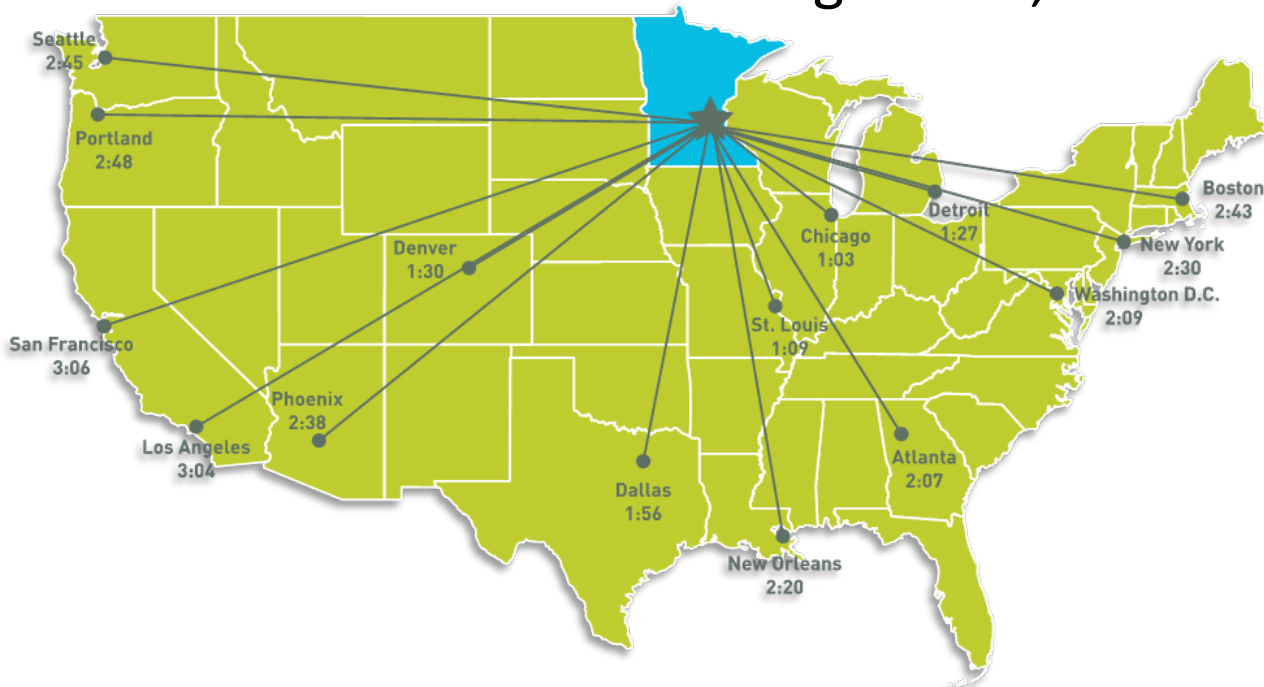
Invite you to come to the

“Land of 10,000 Lakes”

for the

2017 U.S. Masters Swimming Summer National Championship Long Course Meters

August 2-6, 2017



Fast Pool: Host of 20 major championships/3 FINA LCM World Records.

Easy to Get To: Minneapolis-St. Paul (MSP) Airport is less than 4 hours away by air.

Easy to Get Around: Light rail trains connect airport, hotels, restaurants, the aquatic center, as well as local attractions....no rental car needed.

Minnesota Nice: Come see the Mississippi River, the new Vikings Stadium, the Mall of America....and maybe even try some hot dish, you betcha.

2017 Nationwide USMS Spring Nationals - 4/27/2017 to 4/30/2017

Riverside Aquatics Complex

Meet Program - Thursday, April 27, 2017

#2 Women 1650 Yard Freestyle			
Name	Age	Team	Seed Time
1 Leake, Mackenzie M	23	STAN	17:52.46
2 Stipe, Mikkel-Ane	24	TOC	18:15.00
3 Parker, Emily S	31	SDSM	18:15.79
4 Holman, Mary E	30	CMS	18:18.00
5 Holman, Sara E	30	CMS	18:18.00
6 Greene, Shannon E	31	1693	18:43.36
7 Lee, Kristi D	41	SAWS	18:45.61
8 Gruenberg, Brigitta M	37	SAWS	18:59.99
9 Elias-Williams, Maria L	52	PALM	19:12.23
10 O'Grady, Kim	55	ROSE	19:21.00
11 Petersen, Charlotte	52	SPM	19:30.01
12 Schultz, Karen E	37	SBM	19:34.07
13 Friedlander, Rebecca L	50	SNM	19:40.37
14 James, Jessica L	30	TSIT	19:44.64
15 Jones, Eney	56	PBM	19:55.22
16 Irish Bostic, Linda	53	PBM	19:59.81
17 Olson, Ashley C	45	CONN	20:04.53
18 LeClair, Dale A	47	SPM	20:08.54
19 Ward, Lisa A	53	WCM	20:14.60
20 Walker, Heidi A	42	MVN	20:20.47
21 Richardson, Kim G	48	CMS	20:20.49
22 Willingham, Nicole E	35	RIDG	20:29.10
23 Mathias, Gwendolyn	24	GRA	20:32.50
24 Mohn, Jennifer L	25	DAM	20:33.19
25 Knapp, Lo D	62	UTAH	20:40.00
26 Jensen, Lauren E	49	WMAC	20:40.50
27 Lovell, Brianna M	26	UC12	20:43.53
28 Dore, Mary G	53	NCMS	20:43.89
29 Gableman, Andrea	25	WMAC	20:45.00
30 Brown, Denise H	57	MICH	20:45.35
31 Hayes, Lisa C	45	WMAC	20:45.56
32 Meyer, Marguerite	58	TOC	20:59.00
33 Sorensen, Susan	48	SNM	21:00.00
34 Hammond, Christine	53	GRA	21:00.08
35 Grilli, Tracy L	60	NEM	21:01.37
36 Abell, Amanda K	35	CMS	21:03.30
37 Dussliere, Julie F	44	JDAM	21:07.05
38 Vanderpoel, Nicole L	52	CMS	21:15.45
39 VonJentzen, Emily	34	KATS	21:20.56
40 Maroudis, Kristina M	41	SDSM	21:22.79
41 Wilson, Ann S	42	CRUZ	21:30.42
42 Helmrich, Susan P	61	LNRS	21:50.00
43 McAfee, Karolyn	49	CMS	21:54.97
44 Farinas, Jennifer R	45	PSM	22:00.00
45 Simons, Linda J	51	CTM	22:03.52
46 Ashworth, Michelle P	53	LVM	22:06.00
47 Gendler, Julie L	41	SAWS	22:10.00
48 Stewart, Tamie A	44	VCM	22:10.63
49 Sheaks, Heidi I	47	GRA	22:12.59
50 Miller, Patricia M	56	VMST	22:14.75
51 McCay-Smith, Kirsten R	44	CMS	22:17.00
52 Viers, Audrey	33	MVN	22:28.00
53 Stutz, Kathleen J	34	SFTL	22:28.11
54 Dolan LaMar, Diana	59	SDSM	22:29.88
55 Turchin, Jennifer	36	LVM	22:30.45
56 Vesler, Ruth	39	SDSM	22:30.55
57 Thayer, Marieke	55	SDSM	22:39.36
58 Wegner, Karin M	44	LVM	22:42.69
59 Rokich, Karen A	58	ANBM	22:49.25
60 Stokols, Niki F	59	CVMM	22:52.17
61 Kessinger, Katy L	62	UTAH	22:52.75
62 Haynie, Dee A	62	TOC	23:00.00
63 Saul-Zachau, Joanne	58	LVM	23:02.06
64 Van Cleave, Julie M	58	WMAC	23:13.78
65 Henson, Janice	57	LVM	23:28.00
66 Moore Barnett, Barbara	56	UC33	23:38.09
67 Battin, Carolyn	63	LVM	24:00.00
68 Larson, Linda L	61	SFTL	24:09.41
69 Shoenberger, Linda R	69	TAM	24:28.10
70 Lyman, Carolyn B	66	UTAH	24:41.39
71 Willard, Mimi	63	NUTS	24:55.15
72 James, Katy	61	ARIZ	25:00.93
73 Duggan, Terese E	60	LVM	25:27.00
74 Wright, Jill M	66	SAWS	25:56.13
75 Christensen, Mary Lee	71	SDSM	26:01.38
76 Stengel, Alta F	66	SDSM	27:09.33
77 Coholan, Annette M	69	RHMS	27:53.78
78 Scott, Stephanie I	70	WCM	28:05.00
79 Anziano, Marcia	72	CMS	28:27.45
80 Lund, Lynne H	76	SUSA	29:18.26
81 Shockro, Ellen K	74	ROSE	31:10.64
82 Weinberg, Wendy	71	PSCM	31:29.17
83 Goodman, Lois	70	UC33	33:00.00
84 Easton, Luise E	78	O*H*	35:07.02
85 Bolanos-Moore, Barbara A	83	SUSA	48:23.00

2017 Nationwide USMS Spring Nationals - 4/27/2017 to 4/30/2017

Riverside Aquatics Complex

Meet Program - Thursday, April 27, 2017

#3 Men 1000 Yard Freestyle				#3 ... (Men 1000 Yard Freestyle)									
Name	Age	Team	Seed Time										
1 De Fabrique, Yann J	43	NOVA	9:55.00	59 Decker, John R	42	GS	11:30.25	118 Willert, Dan T	74	WIND	13:55.00		
2 Larsen, Carl G	39	WH2O	10:03.74	60 Pardo, Robert R	43	SFTL	11:32.16	119 Stretch, James J	65	PSM	14:04.53		
3 Wrist, Andrew H	25	MVM	10:05.00	61 Durieux, Chad A	37	ROSE	11:33.17	120 Radcliff, David A	82	OREG	14:04.73		
4 Hobson, Chip L	49	SNM	10:06.08	62 Birnbrich, Luke	20	NAM	11:40.00	121 Jett, Darrell L	58	SDSM	14:05.83		
5 Monahan, Sean P	24	SFTL	10:09.33	63 Bathey, Tony E	53	WIND	11:40.04	122 Lintz, Steve	66	SNM	14:10.00		
6 Burnett, Simon A	34	ROSE	10:10.00	64 Coates, Ed M	51	TXLA	11:47.40	123 Kim, Gene B	30	ROSE	14:14.14		
7 Reader, Paul	41	IM	10:12.86	65 Daltorio, Robert W	24	ROSE	11:49.24	124 Knuth, Clark A	68	WMAC	14:16.62		
8 Nygren, Mats O	50	PSM	10:15.00	66 Williamson, Colin A	37	SBM	11:50.99	125 Livoni, Donn	70	MM	14:20.43		
9 Buncher, Stanley M	31	TOC	10:15.00	67 Fischer, Richie L	34	WMAC	11:51.49	126 Corris, Robert B	72	WMAC	15:00.00		
10 Niemi, Matthew G	43	USF	10:15.00	68 Acosta - Gomez, Misael	23	GRA	11:52.89	127 Ralphs, Tony	73	SDSM	15:10.24		
11 Keller, Matt	47	IM	10:19.67	69 Lucero, Michael D	46	GRA	11:52.89	128 Raffaelli, Larry L	74	VCM	15:20.00		
12 Doherty, Kevin J	43	CMS	10:21.44	70 Jensen, Dan	58	GRA	11:55.00	129 Miller, Jim W	66	VMST	15:30.02		
13 Erwin, Jeff T	52	SAWS	10:21.74	71 Lileikis, Joseph G	54	OCMT	11:55.54	130 Shaw, William E	60	ARIZ	15:34.00		
14 Dickson, Kurt F	49	ARIZ	10:21.80	72 Hsu, Howard	34	ROSE	11:57.72	131 Doyle, Gregg L	60	GRA	15:45.00		
15 Wegner, Dan	45	LVM	10:27.00	73 Milburn, David	55	MATT	11:58.08	132 Mueller, Lawrence W	72	WMAC	15:53.95		
16 Garland, Robert	47	CMS	10:30.00	74 Bennett, Michael L	56	CRUZ	11:58.24	133 Carey, George L	74	UC33	15:59.19		
17 Nelson, Kirk	46	PSM	10:30.00	75 Mc Ginley, Patrick B	53	ROSE	11:58.35	134 Ryan, Daniel F	62	ROSE	16:10.00		
18 Heijnen, Michel	30	NCMS	10:38.03	76 Stahl, Stephen A	52	WCM	11:59.14	135 Worth, Al	81	ARIZ	16:36.01		
19 Smith, David J	29	CMS	10:45.00	77 Montes, Bob	53	GRA	12:00.00	136 Olson, Jay R	67	WH2O	16:40.00		
20 Sfingi, John A	53	SAWS	10:46.12	78 Rogers, Alan	41	MVN	12:02.52	137 Werner, John C	53	LBG	16:41.00		
21 Edge, Jonathan A	50	GRA	10:48.18	79 Henricks, Ed P	54	SNM	12:05.50	138 Jackson, Adam	30	ENSW	16:47.09		
22 Thomas, Bruce W	59	SCAQ	10:48.37	80 Bolcoa, Scott J	35	NOVA	12:08.12	139 Bergstrom, Robert W	76	FMT	16:47.90		
23 Wise, Mike	52	CMS	10:49.90	81 Kerns, Hubie	67	VCM	12:08.55	140 Wickens, Patrick	76	LAPS	17:00.00		
24 Stephenson, Dan	60	ROSE	10:50.25	82 Sponagle, Stephen P	61	NOVA	12:10.00	141 Lawrie, Jim	70	SNM	17:30.00		
25 Birnbrich, Chris L	53	NAM	10:52.00	83 Milton, Jeffery C	61	SDSM	12:10.00	142 Brown, Paul P	66	ELG	17:58.48		
26 Colbeck, Pete L	55	PSM	10:58.00	84 Ascher, Nathan	45	SDSM	12:11.00	143 Beach, Robert E	86	SPM	18:30.00		
27 Stiles, David	27	SPM	10:59.70	85 Harmse, Johannes A	34	CTSM	12:12.93	144 Hildreth, Eugene A	75	ARIZ	18:46.53		
28 Jones, Kenton R	49	SDSM	10:59.99	86 Loder, Scott	36	PBM	12:15.00	145 Holt, Mark A	55	LBG	19:21.00		
29 Birnbrich, Andrew	27	NAM	11:00.00	87 Pansing, Craig	35	ROSE	12:20.00	146 Bleucl, Bart S	75	VCM	19:30.00		
30 Albu, Phil	25	MINN	11:00.88	88 Munson, Fred R	58	SYSM	12:20.00	147 Class, Patrick L	68	SNM	19:48.00		
31 Eckert, Jonathan	30	SYSM	11:02.35	89 Hendrick, Marty	59	SFTL	12:21.81	148 Myers, Peter S	56	AAM	20:00.00		
32 McKinley, Ryan M	41	NAM	11:04.05	90 Holbeck, John	58	MYST	12:24.00	149 Tomikawa, Brian	63	ROSE	20:00.00		
33 Vocke, Joe	46	NAM	11:05.00	91 Esparza, Chris	57	MMAC	12:24.83	150 Devennish, Edward B	72	NAM	21:30.00		
34 Collins, Michael D	51	NOVA	11:09.10	92 Phipps, Tom	63	OREG	12:25.12	151 Grohe, William E	83	USF	23:40.46		
35 Mcintosh, Dan S	33	SDSM	11:10.00	93 Lund, Sam	60	HSAM	12:25.21						
36 Morales, Tito	58	UCLA	11:10.09	94 Kemp, James E	61	STAN	12:30.00						
37 Foster, Ryan F	41	WIND	11:10.86	95 Frank, Peter J	55	VCM	12:30.00						
38 Thomas, Michael R	24	TAM	11:14.00	96 Serbia, George W	56	NOVA	12:31.98						
39 Tallman, Karl G	58	CRUZ	11:15.00	97 Virtue, Paul A	65	USF	12:35.74						
40 Callahan, Jim	59	NAM	11:15.11	98 Keeney, Mike	62	SDSM	12:39.90						
41 Herman, Eric C	45	SPM	11:15.86	99 Amick, Jim	55	RIDG	12:40.00						
42 Hanson, Max L	49	PSM	11:19.30	100 Liebowitz, Daniel A	33	GRA	12:41.06						
43 Hochstrasser, James B	32	GRA	11:20.00	101 Heath, Lee	49	GRA	12:45.00						
44 Seibt, Andreas K	59	IM	11:20.00	102 Hercher, Heinz	60	TCC	12:45.00						
45 Pierce, Jonathan T	23	LAPS	11:20.02	103 Kruger, Mark	55	NOVA	12:49.00						
46 Passos, Andre	43	ROSE	11:20.20	104 Clemmons, Jim	67	SAWS	12:59.50						
47 LeClair, David W	49	SPM	11:20.68	105 Wyson, Joseph A	60	LVM	13:00.00						
48 Morales, John R	59	SRM	11:22.77	106 Foreaker, Don	64	SRM	13:00.00						
49 Mills, Jamie	40	LIB	11:24.99	107 Yamamoto, Jeremy	40	UHM	13:00.00						
50 Richardson, Terry	56	ARIZ	11:25.00	108 McDonnell, Michael P	32	LIB	13:05.00						
51 Townsend, Scott	63	LVM	11:25.00	109 McColly, Michael	71	PSM	13:06.00						
52 Crosson, Jeffrey W	55	NOVA	11:29.00	110 Hartmire, David	56	GRA	13:08.32						
53 Paggi, Gregory	38	GRA	11:29.68	111 Scheff, Jonathan	64	WIND	13:14.52						
54 Cox, Mark	49	NITR	11:30.00	112 Keen, John M	53	COOG	13:24.27						
55 Albino, Jorge E	42	SYSM	11:30.00	113 O'Neil, Jeremy	42	AKMS	13:27.67						
56 Meyer, Brian J	41	UC38	11:30.00	114 Rokosz, Peter	35	MMA	13:38.00						
57 Sinel, Craig	42	WH2O	11:30.00	115 Foote, David E	67	VCM	13:39.00						
58 Kaiser, Carl J	29	WMAC	11:30.15	116 Heins, Barry	60	RGSC	13:39.91						
				117 Peyton, Mike W	61	OREG	13:50.00						

2017 Nationwide USMS Spring Nationals - 4/27/2017 to 4/30/2017

Riverside Aquatics Complex

Meet Program - Thursday, April 27, 2017

#4 Women 1000 Yard Freestyle

Name	Age	Team	Seed Time
1 Stipe, Mikkel-Ane	24	TOC	10:50.00
2 Anderson, Katrina	25	ROSE	10:59.99
3 Kelsey, Jane M	41	NYAC	11:05.74
4 Cox, Allison L	32	PSM	11:07.29
5 Lee, Kristi D	41	SAWS	11:15.19
6 Raffaelli, Cori P	33	VCM	11:20.00
7 Bolin, Ashley E	27	WMAC	11:30.00
8 Elias-Williams, Maria L	52	PALM	11:30.69
9 Schultz, Karen E	37	SBM	11:34.11
10 Tonelli, Marlena L	28	SBM	11:41.20
11 Downing, Jennifer	38	NEM	11:45.29
12 Irish Bostic, Linda	53	PBM	11:47.83
13 Klestinec, Robin L	55	NAM	11:50.00
14 Grainger, Lizz	26	GRA	11:52.89
15 Olson, Ashley C	45	CONN	11:53.01
16 Visser, Linda	46	SPM	11:55.00
17 Ward, Lisa A	53	WCM	11:55.00
18 Liberty, Laurel M	35	LIB	11:55.57
19 Texel, Paula M	46	SPM	11:55.79
20 Farinas, Jennifer R	45	PSM	12:00.00
21 Petersen, Charlotte	52	SPM	12:01.10
22 Maidenberg, Eve G	40	MAM	12:01.99
23 Warmuth, Stacey S	60	VCM	12:05.38
24 Balz, Marielle	25	AGUA	12:10.00
25 Adamy, Amy	26	MICH	12:10.15
26 Weideman, Jennifer	50	CVMM	12:10.20
27 Salmi, Andrea L	52	NBA	12:12.45
28 Adams, Kari S	51	LVM	12:12.59
29 Nelson, Judy A	56	CMS	12:12.92
30 Dore, Mary G	53	NCMS	12:13.86
31 Westerman, Karen L	49	SPM	12:14.32
32 McCarthy, Michelle C	41	WMAC	12:18.55
33 Brown, Denise H	57	MICH	12:18.57
34 Mathias, Gwendolyn	24	GRA	12:19.41
35 Meyer, Marguerite	58	TOC	12:25.00
36 Jensen, Lauren E	49	WMAC	12:25.84
37 VonJentzen, Emily	34	KATS	12:29.47
38 Schneider, Lindsey W	35	NAM	12:29.50
39 Valle, Valerie	40	ARIZ	12:30.00
40 Flesner, Brooke	37	NAM	12:30.00
41 Gableman, Andrea	25	WMAC	12:30.00
42 Batizy-Morley, Julianna	46	CMS	12:30.01
43 Vanderpoel, Nicole L	52	CMS	12:31.77
44 Moore, Faye J	41	LAPS	12:35.07
45 Dussliere, Julie F	44	JDAM	12:36.97
46 North, Nancy A	48	SDSM	12:38.52
47 Rauch, Megan K	27	LVM	12:44.53
48 May, Jennifer L	48	WMAC	12:46.37
49 Dornan, Gwen	54	USF	12:54.56
50 Karlin, Olivia	53	WH2O	12:56.71
51 Simons, Linda J	51	CTM	12:58.58
52 Linkletter, Chris R	51	LAPS	12:59.00
53 Ellington, Cheri	59	GRA	13:00.00
54 Jones, Eney	56	PBM	13:00.00
55 Ciraulo, Christie	63	UCLA	13:01.01
56 Capizzi, Stefanie	30	ROSE	13:02.79
57 Kelley, Grace A	23	O*H*	13:03.68
58 Stengel, Julia P	31	ROSE	13:06.80

59 Turchin, Jennifer	36	LVM	13:07.71
60 Vesler, Ruth	39	SDSM	13:07.81
61 McAfee, Karolyn	49	CMS	13:08.09
62 Maroudis, Kristina M	41	SDSM	13:08.57
63 Martinez, Heather J	40	NSM	13:09.49
64 Wegner, Karin M	44	LVM	13:09.84
65 Sheaks, Heidi I	47	GRA	13:09.99
66 Helmrich, Susan P	61	LNRS	13:10.00
67 Threatt, Wendy A	46	SDSM	13:10.00
68 Feld, Karen A	49	SDSM	13:10.50
69 Maynard, Lisa D	47	ARIZ	13:15.20
70 Battin, Carolyn	63	LVM	13:20.00
71 Stutz, Kathleen J	34	SFTL	13:20.20
72 Jensen, Sue	56	NEM	13:20.21
73 Hodges, Lesley	41	LVM	13:20.48
74 Huettner, Heather L	51	MOVY	13:26.89
75 Finch, Merry B	62	YCMS	13:36.43
76 Dolan LaMar, Diana	59	SDSM	13:37.04
77 Stokols, Niki F	59	CVMM	13:37.89
78 Bathey, Liane	49	WIND	13:40.89
79 McCay-Smith, Kirsten R	44	CMS	13:45.00
80 Henson, Janice	57	LVM	13:45.00
81 Haynie, Dee A	62	TOC	13:45.00
82 Barry, Robin B	50	LVM	13:45.26
83 Rokich, Karen A	58	ANBM	13:46.28
84 Vayda, Shannon E	28	ALEX	13:50.00
85 Eisenman, Judy A	63	TAM	13:55.00
86 Wilson, Carol W	59	MVN	13:59.80
87 Lemen, Sarah A	47	NAM	14:00.00
88 Shaffer, Jill M	55	VCM	14:00.38
89 Butler, Debra L	53	CMS	14:02.70
90 Snelling, Libby Roberts	57	MM	14:04.20
91 Moore Barnett, Barbara	56	UC33	14:04.21
92 Kerr, Ann	60	CMS	14:10.37
93 Petrini, Linda H	65	CARS	14:15.00
94 Rees, Karla E	44	MVM	14:15.00
95 Shoenberger, Linda R	69	TAM	14:26.60
96 Larson, Linda L	61	SFTL	14:30.78
97 Pusch, Judy	47	ASC	14:44.46
98 Peroni, Diana H	44	NUTS	14:45.00
99 Benjamin, Marcia S	60	MEMO	14:45.33
100 Cushman, Susan	54	LVM	14:45.38
101 Kessinger, Katy L	62	UTAH	14:55.00
102 Seaton, Jessica W	64	WH2O	14:55.00
103 Parker, Amy P	40	ROSE	14:59.01
104 Kopp, Melanie A	41	NAM	15:00.00
105 Duggan, Terese E	60	LVM	15:00.01
106 Hofmann, Jean M	59	ARIZ	15:23.73
107 Volz, Kristin R	43	SFTL	15:26.23
108 Christensen, Mary Lee	71	SDSM	15:27.76
109 Morris, Hillary	41	PBM	15:30.00
110 Sega, Ally	44	CONN	15:38.09
111 Doudikian-Scaff, Nayiri	46	ROSE	15:48.89
112 Dillon, Sally A	70	PSM	15:55.00
113 Latt, Mel J	53	CVMM	16:00.00
114 Edwards, Polly	62	PBM	16:00.00
115 Angell, Ursula	44	ROSE	16:02.00
116 Franks, Nadia L	31	RAA	16:25.00
117 Wright, Jill M	66	SAWS	16:28.85
118 Coholan, Annette M	69	RHMS	16:30.23
119 Goldfarb, Amy	62	RGSC	16:38.78

#4 ... (Women 1000 Yard Freestyle)

120 DeVennish, Elaine H	68	NAM	16:58.74
121 Bonis, Susan	63	WMAC	17:19.72
122 Peck, Kathi	67	PBM	17:29.40
123 Caulfield, Miranda	20	PSM	17:30.20
124 Cook, Sally A	55	ROSE	17:33.45
125 McConica, Michelle M	60	VCM	18:33.00
126 Tyler, Sarah L	72	SNM	18:56.05
127 Pansing, Mandy	30	ROSE	19:19.19
128 Goodman, Lois	70	UC33	19:30.00
129 Shockro, Ellen K	74	ROSE	19:41.46
130 Miller, Jan	78	ARIZ	19:55.73
131 Adams, Megan K	23	RAA	20:00.00
132 Chattaway, Michele J	65	PBM	20:34.01
133 Manheim, Lucy M	74	RMST	21:44.53
134 Hobbs, Delrie	62	UC33	22:00.00
135 Walsh, Jane E	50	GRA	22:50.00
136 Eagon, Sherri L	53	SPM	22:58.47
137 Easton, Luise E	78	O*H*	23:55.01
138 Kornfeld, Maurine E	95	ROSE	25:15.67
139 Bolanos-Moore, Barbara A	83	SUSA	29:34.55

INFINIT

THE ORIGINAL CUSTOM SPORTS DRINK™



Day 2 – Friday, April 28

Warm-up

6:30 a.m.-7:45 a.m.

Meet Start Time

8:00 a.m.

Men	Event	Women
5	500 freestyle (men)	
	30-minute warm-up in competition pool	
	Ransom Arthur Award presentation (10 minutes)	
7	100 breaststroke	8
9	200 backstroke	10
11	50 butterfly	12
13	200 individual medley	14
15	100 freestyle	16
17	200 freestyle relay (mixed)	17

Check-in Deadline for Day 2

The 500 freestyle (men) is a positive check-in event. Check-in may be done in person at the registration area or online at usms.org.

Fri., April 28	500 freestyle (men)	7 a.m.
----------------	---------------------	--------

PLEASE NOTE:

If you do not check in by the deadline, you will not be seeded; there are no exceptions.

Entry Deadline for Day 3 (Saturday) Relays

Relays must be turned in at the relay desk.

Fri., April 28	200 medley relay 200 freestyle relay	3 p.m.
----------------	---	--------



CRAZY HEALTHY BEAUTIFUL HAIR & SKIN



SPONSOR



CRAZY FAST ENTRIES INTO THE TIGHTEST TECH SUITS



"Fuse Performance Technical Racing Suit
www.finisinc.com"



Available at **amazon** **SWIMOUTLET**.com

SBR

www.sbrsportsinc.com

2017 Nationwide USMS Spring Nationals - 4/27/2017 to 4/30/2017

Riverside Aquatics Complex

Meet Program - Friday, April 28, 2017

#5 Men 500 Yard Freestyle

Name	Age	Team	Seed	Time
18-24				
1 Monahan, Sean P	24	SFTL	4:57.76	
2 Fidler, Tyler S	20	MVN	4:58.05	
3 Rieder, David E	23	PSCM	5:00.01	
4 Anderson, Eric L	19	LVM	5:03.00	
5 Abrams, Austin S	23	SBM	5:07.00	
6 Koons, Andrew	24	L4S	5:12.00	
7 Pederson, Nicholas	20	PSM	5:12.96	
8 Walker, Brandon C	21	DGO	5:15.80	
9 Thomas, Michael R	24	TAM	5:25.23	
10 Acosta - Gomez, Misael	23	GRA	5:30.35	
11 Pierce, Jonathan T	23	LAPS	5:32.74	
12 Birnbrich, Luke	20	NAM	5:35.43	
13 Porras, Felipe	21	CMS	5:45.00	
14 Daltorio, Robert W	24	ROSE	5:50.00	
15 Kinne, Luke	19	CWST	6:00.00	
16 Osborne, Jonathan	23	MVN	6:08.00	
17 Jaffee, Alec A	23	LVM	6:30.00	
18 Schmidt, Conon B	21	CWST	6:46.46	
19 Clark, Austin D	21	PSM	7:00.37	
25-29				
1 Casey, Aaron J	28	TOC	4:40.00	
2 English, Philip	25	MINN	4:43.54	
3 Scheid, Trevor	27	TOC	4:45.23	
4 Kirkpatrick, Adrian W	28	ARIZ	4:50.00	
5 Pryor, Michael	26	ARIZ	4:50.00	
6 Wrist, Andrew H	25	MVM	4:54.52	
7 Knittle, Derek	26	ARIZ	4:55.00	
8 Birnbrich, Zachary T	25	NAM	5:05.69	
9 Smith, David J	29	CMS	5:10.00	
10 Stryker, Samuel	26	WH2O	5:14.11	
11 Stiles, David	27	SPM	5:14.69	
12 Petersen, Erik D	28	SDSM	5:17.90	
13 Campbell, Alexander E	25	GRA	5:20.00	
14 Sauter, Trace U	28	NCMS	5:20.00	
15 Kaiser, Carl J	29	WMAC	5:25.21	
16 Miess, David	28	GRA	5:34.00	
17 Sprinkle, Baden P	29	UC36	5:52.00	
30-34				
1 Jaben, Max	31	GRA	4:35.41	
2 Buncher, Stanley M	31	TOC	4:55.00	
3 Anderson, Joseph M	32	MINN	5:01.44	
4 Hansen, Scott	34	BCTM	5:03.00	
5 Tiernan, Robert M	33	WCM	5:04.96	
6 Mullen, Andrew A	30	SBSM	5:06.23	
7 Heijnen, Michel	30	NCMS	5:08.79	
8 Mendoza, Jon	34	ROSE	5:12.00	
9 Powers, Brandon L	33	NOVA	5:12.25	
10 Eckert, Jonathan	30	SYSM	5:13.42	
11 Lehmann, Karl M	31	SMS	5:24.90	
12 Martin, Matthew J	31	ROSE	5:25.00	
13 McIntosh, Dan S	33	SDSM	5:29.00	
14 Hochstrasser, James B	32	GRA	5:30.00	
15 Oconnor, Ryan P	34	GRA	5:30.00	
16 Oloughlin, Jonathan	33	UMAC	5:30.00	
17 Hsu, Howard	34	ROSE	5:31.35	
18 Fischer, Richie L	34	WMAC	5:41.28	

19 Duguay, Robert E	32	CONN	5:42.30	
20 Wilson, Todd M	31	PBM	5:45.00	
21 McDonnell, Michael P	32	LIB	6:20.00	
22 Jackson, Adam	30	ENSW	7:28.40	
23 DeVennish, Arthur H	34	NAM	8:01.28	
35-39				
1 Larsen, Carl G	39	WH2O	4:50.18	
2 Valdivieso, Juan P	36	TOC	5:00.00	
3 Jap, Peter S	38	NAM	5:15.00	
4 Granados, James P	35	GRA	5:20.99	
5 Brown, Adam R	36	ELG	5:23.06	
6 Williamson, Colin A	37	SBM	5:31.99	
7 Popko, David A	39	RAA	5:32.40	
8 Paggi, Gregory	38	GRA	5:35.44	
9 Bolcoa, Scott J	35	NOVA	5:37.61	
10 Pansing, Craig	35	ROSE	5:50.00	
40-44				
1 De Fabrique, Yann J	43	NOVA	4:50.00	
2 Reader, Paul	41	IM	4:53.86	
3 Niemi, Matthew G	43	USF	4:58.86	
4 Secor, Don	42	IM	5:01.12	
5 Doherty, Kevin J	43	CMS	5:01.80	
6 Fletcher, Van	41	NCMS	5:02.74	
7 Bell, David E	41	CRUZ	5:06.73	
8 Rietema, Brad	40	MICH	5:07.83	
9 Albino, Jorge E	42	SYSM	5:10.00	
10 Baldwin, Craig M	42	RMST	5:17.58	
11 McKinley, Ryan M	41	NAM	5:19.27	
12 Delgado, Roberto E	42	NOVA	5:20.00	
13 Passos, Andre	43	ROSE	5:20.00	
14 Hatch, Eric	42	SNM	5:26.89	
15 Batzofin, Craig	42	BCTM	5:30.00	
16 Meyer, Brian J	41	UC38	5:30.00	
17 Decker, John R	42	GS	5:30.02	
18 Sinel, Craig	42	WH2O	5:34.08	
19 Pardo, Robert R	43	SFTL	5:34.55	
20 Foster, Ryan F	41	WIND	5:35.86	
21 Soule, Ben T	43	HSAM	5:35.97	
22 Stamenovic, Ivan	40	LRC	5:37.00	
23 Orozco, Francisco	42	SDSM	5:37.00	
24 Miller, Brian A	44	RIDG	5:38.97	
25 Palmer, Kent A	44	GRA	5:42.00	
26 O'Neil, Jeremy	42	AKMS	5:54.37	
27 Crooks, Alex	41	OREG	5:58.60	
28 Yamamoto, Jeremy	40	UHM	6:00.00	
29 Timman, Paul P	44	GRA	8:28.00	
30 Mallen, Travis H	41	GRA	8:30.00	
45-49				
1 Hobson, Chip L	49	SNM	4:54.53	
2 Keller, Matt	47	IM	4:56.90	
3 Dickson, Kurt F	49	ARIZ	4:59.67	
4 Garland, Robert	47	CMS	5:00.00	
5 Kays, David E	49	PSM	5:03.74	
6 Nelson, Kirk	46	PSM	5:06.92	
7 Magee, Mark A	49	RAA	5:07.39	
8 Wegner, Dan	45	LVM	5:10.00	
9 Tallman, Gerry L	49	SBM	5:10.01	
10 Vocke, Joe	46	NAM	5:17.00	
11 Bessire, Brent	48	PBM	5:21.98	
12 LeClair, David W	49	SPM	5:23.94	

13 O'Donnell, James A	49	BUMM	5:25.00	
14 Jones, Kenton R	49	SDSM	5:25.34	
15 McCormick, Darren C	47	TCC	5:25.99	
16 Van Greuning, Len	49	NEM	5:28.50	
17 McClung, Paton M	47	WIND	5:29.00	
18 Sullivan, Anthony J	48	SPM	5:30.00	
19 Winter, Doug	48	PSM	5:31.00	
20 Lucero, Michael D	46	GRA	5:37.58	
21 Herman, Eric C	45	SPM	5:38.91	
22 Kaloust, Scott W	47	RAA	5:39.44	
23 Rosinski, Thomas J	47	CMS	5:47.36	
24 Borton, Dan	49	ROSE	5:57.35	
25 Chung, John W	46	VCM	5:58.80	
26 Heath, Lee	49	GRA	6:10.00	
27 Gershel, Marc S	45	NYCH	6:20.89	
28 Oaten, Stewart R	46	USF	6:30.00	
50-54				
1 Unruh, Steven L	50	NITR	4:49.67	
2 Nygren, Mats O	50	PSM	5:00.00	
3 Phelan, Darren D	53	STAN	5:02.41	
4 Erwin, Jeff T	52	SAWS	5:03.32	
5 Bennett, Dennis	51	IAMA	5:08.81	
6 Sfingi, John A	53	SAWS	5:10.71	
7 Sullivan, Scot A	50	OREG	5:12.41	
8 Birnbrich, Chris L	53	NAM	5:13.00	
9 Wise, Mike	52	CMS	5:15.50	
10 Collins, Michael D	51	NOVA	5:19.79	
11 Stahl, Stephen A	52	WCM	5:32.58	
12 Cienega, Julio	50	ROSE	5:35.00	
13 Lileikis, Joseph G	54	OCMT	5:35.44	
14 Goode, John J	50	MVM	5:39.20	
15 Montes, Bob	53	GRA	5:40.00	
16 Nicolls, Dean R	52	LAPS	5:40.00	
17 Bathey, Tony E	53	WIND	5:40.11	
18 Sutton, Andrew D	54	NOVA	5:41.02	
19 Coates, Ed M	51	TXLA	5:43.02	
20 Nelli, Victor	54	LASC	5:44.00	
21 Osorio, Gabriel E	53	LVM	5:44.20	
22 Bress, Robert C	53	SBM	5:44.22	
23 Mc Ginley, Patrick B	53	ROSE	5:49.93	
24 Keen, John M	53	COOG	6:26.88	
25 Colety, Brian	50	NBA	6:30.00	
26 Hilger, Eric M	50	ROSE	6:40.00	
27 Santy, James J	54	MVN	6:44.25	
28 Everett, Douglas D	53	ARIZ	7:02.68	
29 Panosian, Brian	51	T-26	8:45.00	
30 McMillan, Bret M	50	MVM	10:00.00	
55-59				
1 Thomas, Bruce W	59	SCAQ	5:11.28	
2 Colbeck, Pete L	55	PSM	5:12.00	
3 Tallman, Karl G	58	CRUZ	5:16.96	
4 Harper, Buzz L	57	LAPS	5:20.00	
5 Morales, Tito	58	UCLA	5:20.00	
6 Richardson, Terry	56	ARIZ	5:25.20	
7 Nalli, Lyle A	57	PSM	5:28.00	
8 Crosson, Jeffrey W	55	NOVA	5:29.00	
9 Cutting, Steve	59	TVM	5:32.01	
10 Callahan, Jim	59	NAM	5:32.03	
11 Bennett, Michael L	56	CRUZ	5:32.68	
12 Berryhill, Keith	57	WHA	5:32.80	



speedo

THE CHOICE OF CHAMPIONS

WORLD LEADING COMPETITIVE SWIMWEAR

GET THE LATEST INNOVATIONS AT SPEEDOUSA.COM

Speedo and  are registered trademarks of and used under license from Speedo International Limited.

CONOR DWYER
OLYMPIC MEDALIST

2017 Nationwide USMS Spring Nationals - 4/27/2017 to 4/30/2017

Riverside Aquatics Complex

Meet Program - Friday, April 28, 2017

55-59...(#5 Men 500 Yard Freestyle)			2 McColly, Michael	71 PSM	6:21.00	Heat 4 of 30 Finals		
13 Nelson, Kurt D	57 CMS	5:34.88	3 Gleser, Robert A	71 CMS	6:40.00	1 Schroeder, Bruce E	65 SUSA	1:31.73
14 Pfaltzgraf, Mark	55 WMAC	5:35.00	4 Willert, Dan T	74 WIND	6:45.00	2 Bean, James W	65 SCAQ	1:25.20
15 Seibt, Andreas K	59 IM	5:40.00	5 Ralphps, Tony	73 SDSM	6:46.13	3 Derr, John M	68 VCM	1:19.00
16 Pombo, Diego	55 GWSC	5:40.40	6 Livoni, Donn	70 MM	7:08.74	4 MacDonald, Lee H	65 CMS	1:13.50
17 Holbeck, John	58 MYST	5:51.00	7 Corris, Robert B	72 WMAC	7:30.00	5 Colella, Rick	65 PSM	1:03.10
18 Wilwerding, Geoff E	55 PSM	5:52.00	8 Carey, George L	74 UC33	7:30.08	6 Kerns, Hubie	67 VCM	1:11.75
19 Milburn, David	55 MATT	5:52.61	9 Freeman, Frank B	71 CVMM	7:31.37	7 Moskovits, Alexander	68 TAM	1:18.65
20 Jaffee, Laurence T	56 LVM	5:55.00	10 Owens, Robert A	70 VCM	7:32.00	8 Kennedy, James B	65 CMAM	1:24.47
21 Munson, Fred R	58 SYSM	5:55.00	11 Mueller, Lawrence W	72 WMAC	7:44.27	9 Fine, Gary M	66 MINN	1:26.62
22 Frank, Peter J	55 VCM	5:55.00	12 Owens, David	72 UC06	9:16.35	Heat 5 of 30 Finals		
23 Esparza, Chris	57 MMAC	5:55.65	13 Devennish, Edward B	72 NAM	10:07.32	1 Stevens, Rhoads E	63 OCMT	1:28.71
24 Kelley, Kevin R	55 O*H*	5:57.83	75-79			2 Reeder, Bill D	64 PSM	1:20.82
25 Botko, James A	56 GRA	5:58.00	1 Wickens, Patrick	76 LAPS	7:30.00	3 Nelson, Steven J	61 UC33	1:19.43
26 Serbia, George W	56 NOVA	5:59.40	2 LeRoy, Richard J	76 ARIZ	8:08.20	4 Pinto, Harlan A	60 MELO	1:18.67
27 Sheahan, Dan	59 VMST	6:10.90	3 Bergstrom, Robert W	76 FMT	8:20.81	5 Sponagle, Stephen P	61 NOVA	1:17.49
28 Stickney, Bingham	55 SDSM	6:15.00	4 Norris, Robert F	78 DAM	9:02.02	6 Bridges, Daniel	63 MELO	1:17.57
29 Hartmire, David	56 GRA	6:31.06	80-84			7 Myrick, Darrell A	60 CTSM	1:19.12
30 Jett, Darrell L	58 SDSM	6:51.40	1 Worth, Al	81 ARIZ	8:01.19	8 Anderson, Jay	60 MINN	1:19.47
31 Rowland, Jim	56 LIB	6:55.00	2 Mitchell, Tom	84 SDSM	9:34.11	9 Heins, Barry	60 RGSC	1:21.45
32 Harmon, Mark J	58 PSP	7:16.08	3 Morner, Stan F	82 WCM	10:09.75	Heat 6 of 30 Finals		
60-64			4 Grohe, William E	83 USF	11:03.97	1 Woodruff, David L	60 DAM	1:17.32
1 Stephenson, Dan	60 ROSE	5:11.43	85-89			2 Anderson, Robert L	61 PCCM	1:16.10
2 Townsend, Scott	63 LVM	5:33.50	1 Beach, Robert E	86 SPM	9:10.00	3 Kennedy, Bob L	62 CRUZ	1:15.33
3 Davis, Kern M	62 SPM	5:34.24	2 Hubbard, Donald J	89 SDSM	10:48.00	4 Hildebrandt, David C	62 GAJA	1:13.83
4 Gibson, Christopher E	61 PAA	5:37.80	#7 Men 100 Yard Breaststroke			5 Guadagni, Peter M	62 WCM	1:13.01
5 Milton, Jeffery C	61 SDSM	5:42.00	Lane Name Age Team Seed Time			6 Magiera, Joseph S	60 UC21	1:13.40
6 Abbott, Rick E	62 AKMS	5:43.21	Heat 1 of 30 Finals			7 Heyes, Greg W	62 LAPS	1:14.00
7 Mench, Lee E	64 SDSM	5:45.00	1 Murray, Mike	66 WMAC	1:37.00	8 Wang, Ke	60 ARIZ	1:15.79
8 Sponagle, Stephen P	61 NOVA	5:46.28	2 Fayed, Mohamed	65 UC48	1:32.80	9 Wyson, Joseph A	60 LVM	1:16.91
9 Kemp, James E	61 STAN	5:50.00	3 Gast, Monte W	69 UC33	1:34.86	Heat 7 of 30 Finals		
10 Nolte, Christopher C	60 CMS	5:52.00	4 Berryhill, Stuart	65 WHA	1:50.00	1 Swenor, Gary D	62 DAM	1:12.68
11 O'Brien, Kerry L	60 WCM	5:54.60	5 Ryan, Daniel F	62 ROSE	1:29.27	2 Davis, Kern M	62 SPM	1:10.48
12 Hale, Dave	61 SRM	5:55.55	6 Baars, Bryan	62 GCPS	1:31.50	3 Von Hoffmann, Gerard	61 SDSM	1:08.50
13 Lund, Sam	60 HSAM	5:56.12	7 Olson, Jay R	67 WH2O	2:00.00	4 Lindstedt, David P	61 LAPS	1:08.11
14 Fochios, Dean T	63 WMAC	5:56.21	8 Hubbard, Donald J	89 SDSM	2:58.00	5 Shead, Timothy M	64 SFTL	1:05.00
15 Phipps, Tom	63 OREG	6:01.09	9 Sears, Robert L	90 ARIZ	2:47.10	6 Neville, Richard	60 FAST	1:05.70
16 Foreaker, Don	64 SRM	6:10.00	Heat 2 of 30 Finals			7 Divjak, Zdravko	60 SDSM	1:08.20
17 Hercher, Heinz	60 TCC	6:10.00	1 Diehl, David J	75 1776	2:04.50	8 Keyser, Brian	60 1776	1:09.04
18 Keeney, Mike	62 SDSM	6:12.00	2 Natelson, Michael	77 UC11	1:41.00	9 Blatt, Michael J	61 VCM	1:12.46
19 Freeman, Stephan J	61 SPM	6:12.21	3 McKinney, Kenneth O	78 ARIZ	1:40.19	Heat 8 of 30 Finals		
20 Glenn, Tim P	61 STAN	6:12.71	4 Freshley, Mike R	76 ROSE	1:16.74	1 Jauch, Peter	52 LVM	1:30.67
21 Wyson, Joseph A	60 LVM	6:14.60	5 Truong, Dominique	78 PSM	1:40.84	2 Cooperman, Jeff	50 NBA	1:18.68
22 Scheff, Jonathan	64 WIND	6:18.08	6 Stone, Robert S	75 LVM	1:52.10	3 Schultz, Richard J	50 GBM	1:16.22
23 Sokolow, Steven P	61 AGUA	6:26.55	7 Coles, Bill	81 SDSM	1:59.44	4 Hjorth, John T	50 SCAQ	1:16.44
24 Ryan, Daniel F	62 ROSE	8:15.00	8 Best, Bob	84 SDSM	1:45.00	5 Anderle, Scott T	52 GRA	1:23.00
25 Nichols, Scott	62 FIG	8:58.00	9 Gorwitz, Nahum	80 SFTL	2:15.86	6 Robinson, Keith A	59 CVMM	1:21.29
65-69			Heat 3 of 30 Finals			7 Pearlman, Ron	59 GRA	1:18.00
1 Mc Conica, Jim	66 VCM	5:29.10	1 Eisenklam, Peter A	74 ARIZ	1:57.72	8 Ramos, John A	58 MYST	1:21.21
2 Van Nort, Steven J	65 LAPS	5:58.11	2 Stitt, John H	70 ELG	1:37.31	9 Powell, Robert S	55 PSM	1:25.90
3 Bernard, Alan D	67 TAM	5:59.12	3 Menyharth, Gabor P	70 SFTL	1:22.30			
4 Virtue, Paul A	65 USF	6:11.12	4 Andersen, Peter	73 SDSM	1:16.49			
5 Clemmons, Jim	67 SAWS	6:19.50	5 Springer, Douglas A	70 ARIZ	1:11.73			
6 Aakhus, Gregory P	66 MVN	6:28.90	6 Strand, Robert	71 SAWS	1:14.00			
7 Foote, David E	67 VCM	6:40.00	7 Peterson, Steven B	70 PSM	1:18.30			
8 Stretch, James J	65 PSM	6:42.80	8 Corris, Robert B	72 WMAC	1:30.00			
9 Knuth, Clark A	68 WMAC	6:54.77	9 Stacey, John E	71 ROSE	1:45.00			
10 Schroeder, Bruce E	65 SUSA	7:40.38						
11 Olson, Jay R	67 WH2O	8:20.00						
70-74								
1 Quiggin, David	72 PBM	6:06.99						

UNLEASH YOUR INNER ADVENTURER.

SWIM. EXPLORE. DISCOVER.
OPEN WATER SWIMMING VACATIONS WITH SWIMTREK



WWW.SWIMTREK.COM

2017 Nationwide USMS Spring Nationals - 4/27/2017 to 4/30/2017

Riverside Aquatics Complex

Meet Program - Friday, April 28, 2017

Heat 9 (#7 Men 100 Yard Breaststroke)			Heat 14 of 30 Finals			Heat 20 of 30 Finals					
1	Yuen, Matt	57 QSS	1:17.39	1	Meier, Eric R	52 OREG	1:10.87	1	Chapman, Michael C	40 VCM	1:10.00
2	Woods, Thomas B	55 SDM	1:16.69	2	Stori, Mark D	51 SBM	1:09.50	2	Soule, Ben T	43 HSAM	1:09.23
3	Burke, Tom J	58 UC42	1:15.92	3	Ehrenberger, Dennis K	52 UC38	1:08.19	3	Nance, Chad A	44 NAM	1:05.41
4	Botko, James A	56 GRA	1:15.00	4	Biegel, Mark G	51 MMAC	1:07.45	4	Morris, Richard P	40 CANE	1:05.28
5	Allen, Peter J	58 WMAC	1:14.05	5	Ewing, Michael	50 MINN	1:06.45	5	Jackson, Scott J	42 NOVA	1:04.74
6	Brown, Phil	56 NEM	1:14.87	6	Petrov, Konstantin Y	53 MPNY	1:07.29	6	Fairon, Marc	43 STR	1:04.89
7	Taylor, Thomas S	57 ROSE	1:15.14	7	McAdam, Samuel T	51 DAM	1:08.00	7	Apple, Jonathan R	41 NAM	1:05.30
8	Michaels, Charles F	58 MOST	1:16.36	8	Strate, Brian D	50 SDSM	1:09.36	8	Flowers, Travis	41 FINM	1:06.19
9	Hektner, Eric W	59 TVM	1:17.34	9	Birnbrich, Mark S	50 NAM	1:10.69	9	Wu, Bobby	43 WMAC	1:09.48
Heat 10 of 30 Finals			Heat 15 of 30 Finals			Heat 21 of 30 Finals					
1	Uchiyama, Winston S	59 ROSE	1:14.00	1	Oliva, Stepan	50 WIN	1:05.50	1	Dunson, David B	44 NCMS	1:04.21
2	Berryhill, Keith	57 WHA	1:12.60	2	Koehler, Doug J	51 CVMM	1:05.11	2	Stich, Darryl D	41 WMAC	1:03.58
3	WuShanley, Ying	59 UC08	1:12.37	3	Duplanty, Chris D	51 NOVA	1:04.84	3	Mason, Michael T	43 ROSE	1:01.97
4	Raine, Charlie	57 LAPS	1:11.55	4	Phillips, Daniel L	54 PSM	1:04.26	4	Jacobson, Brian L	43 MINN	1:00.50
5	Pettibone, Chip	55 SRM	1:11.30	5	Tuchler, Jim	52 IM	59.90	5	Bagri, Val	42 RYL	56.81
6	Ewing, Jack	56 USF	1:11.45	6	Heber, Scott	50 NITR	1:01.00	6	Scherling, Stefan	44 SFTL	1:00.29
7	Minarovic, Michael	55 AGUA	1:11.62	7	Fischer, Niel E	52 NSM	1:04.75	7	Dailey, Alexander D	41 USF	1:01.84
8	Martin, Michael G	58 ROSE	1:12.50	8	Helgason, Tryggvi	53 GRA	1:05.00	8	Klepchick, Paul R	42 RAM	1:02.64
9	Merrill, Nick C	59 IM	1:13.61	9	McAdam, Robert P	54 GS	1:05.38	9	Williams, Rich	41 1693	1:03.59
Heat 11 of 30 Finals			Heat 16 of 30 Finals			Heat 22 of 30 Finals					
1	Maryatt, Andrew T	56 RAMS	1:10.00	2	Knox, Guy C	46 RAA	1:13.99	1	Abernathy, Timothy A	26 CMS	1:24.00
2	Hamm, Michael L	59 KM	1:09.23	3	Steenhuis, Harm-Jan	49 WST	1:13.21	2	Vayda, Robert J	29 ALEX	1:11.08
3	Moreno, Al	58 PBM	1:08.64	4	O'Donnell, Chris	46 BUMM	1:11.80	3	Payton, Tyler J	25 HSAM	1:09.00
4	Meaney, Pat	58 GRA	1:07.53	5	Mc Bride, Patrick F	47 USF	1:10.94	4	Toberman, Daniel	27 GWSC	1:07.11
5	Naylor, Jeff G	58 NEM	1:06.50	6	Ennis, Richard C	48 SMM	1:11.80	5	Swan, Keito N	27 PSM	1:07.81
6	Haynie, Carl	56 PSM	1:07.08	7	LoCascio, Jim	47 UC14	1:13.04	6	Trowbridge, Nicholas R	25 TOC	1:09.17
7	Vargas, Daniel	56 ARIZ	1:08.04	8	Castle, Matt	45 PSM	1:13.31	7	Divilbiss, Zachary	28 UC31	1:14.78
8	Matysek, Jim	57 SYSM	1:08.94	Heat 17 of 30 Finals			8	Seyedgavadi, Bobak	37 CTSM	1:35.00	
9	Peterson, Marlow D	56 MVN	1:10.00	1	Paxton, Sean C	48 ROSE	1:10.36	Heat 23 of 30 Finals			
Heat 12 of 30 Finals			2	Frogley, Terry	46 SDSM	1:09.88	1	Shanney, Jason A	36 SOBA	1:15.00	
1	Lum, Bryant J	55 VCM	1:06.50	3	Wood, Brent	47 PSK	1:08.68	2	Stanton, Jeremiah	36 RGSC	1:10.68
2	Smith, Donny W	57 CRUZ	1:06.04	4	Anderson, Tim T	45 WMAC	1:07.15	3	Steffl, Mark A	38 HNAQ	1:10.00
3	Kelca, Brian E	56 LAPS	1:05.52	5	Boshoff, Nick	48 LVM	1:04.55	4	Cole, John S	35 KATS	1:08.98
4	Komissarov, Andrey A	56 SDSM	1:04.86	6	Hamilton, Nathan	48 SNM	1:05.57	5	Dailey, Erik W	37 ROSE	1:08.06
5	Scott, Greg C	57 CMS	1:03.08	7	Webster, Dale W	47 SDSM	1:07.20	6	Paggi, Gregory	38 GRA	1:08.74
6	Dyer, Andy	58 AWJ	1:04.04	8	Dietrich, Jim	46 NOVA	1:09.03	7	Holsman, Trent T	36 TOC	1:09.52
7	Aubrey, Michael	56 PBM	1:05.21	9	Ellis, Andrew F	48 UMAC	1:10.00	8	Durieux, Kyle	38 ROSE	1:10.26
8	Blommel, Gregory G	57 WMAC	1:05.70	Heat 18 of 30 Finals			9	Plezia, Michael J	39 SDSM	1:10.87	
9	Smith, David M	59 CRUZ	1:06.22	1	Cox, Mark	49 NITR	1:04.06	Heat 24 of 30 Finals			
Heat 13 of 30 Finals			2	Hooper, James C	45 UBC	1:03.75	1	Brown, Adam R	36 ELG	1:06.69	
1	Goode, John J	50 MVM	1:14.35	3	Kitzman, Scott A	47 PBM	1:01.90	2	Stanton, Wright	37 RGSC	1:05.86
2	Wyckoff, Benjamin W	52 CONN	1:13.19	4	Wharton, Dave L	47 NAM	1:00.91	3	Nester, Aaron A	35 DDP	1:04.92
3	Barker, Douglas C	54 MVN	1:13.05	5	West, Steve	45 NOVA	56.10	4	Palmer, Ben C	36 SLOM	1:04.56
4	Skelly, Drew K	50 GRA	1:11.97	6	Baleka, Siphwe K	46 MOVY	58.45	5	Corcho, Rodrigo A	37 WH2O	1:02.89
5	McIlroy, Paul F	51 TCAM	1:10.99	7	Goodison, Michael R	45 UMAC	1:01.32	6	Hwang, Wayne	39 NOVA	1:03.30
6	Mc Ginley, Patrick B	53 ROSE	1:11.76	8	Tessin, Christopher D	46 PBM	1:02.30	7	Bermudez, Oscar I	38 COOG	1:04.91
7	Beubis, Michael H	52 ROSE	1:12.52	9	Anderson, Ashley H	45 SOBA	1:04.01	8	Thomas, Steven M	39 LVM	1:05.00
8	Patrick, Eric	50 NEM	1:13.10	Heat 19 of 30 Finals			9	Oo, Aung Sann	35 ARIZ	1:06.07	
9	Moulton, Matthew J	51 RGSC	1:13.33	2	Timman, Paul P	44 GRA	1:50.00	Heat 25 of 30 Finals			
			3	James, Marty H	44 TXLA	1:17.00	1	Durieux, Chad A	37 ROSE	1:02.65	
			4	Ray, Brennan	42 RIO	1:11.32	2	Messmer, Matt	36 MELO	1:02.37	
			5	Kolarov, Michael C	44 MVN	1:10.39	3	Natalizio, Jeff F	35 UC33	58.99	
			6	Muir, Scott	43 DAM	1:10.80	4	Jiracek, Jakub	37 AKMS	58.50	
			7	Crawford, Ricky D	41 GRA	1:11.44	5	Moses, Ed	36 GRA	53.44	
			8	Winslow, Scott E	44 GRA	1:30.16	6	Marshall, Gary N	35 TOC	55.99	
							7	Trinidad, Reuben D	37 CMS	58.53	
							8	Counts, Glenn M	39 LVM	1:01.20	
							9	Ecklund, Tait C	35 ROSE	1:02.49	

2017 Nationwide USMS Spring Nationals - 4/27/2017 to 4/30/2017

Riverside Aquatics Complex

Meet Program - Friday, April 28, 2017

Heat 26 (#7 Men 100 Yard Breaststroke)			#8 Women 100 Yard Breaststroke				Heat 6 of 23 Finals					
1	Miller, Daniel	31 CTSM	1:15.00	Lane	Name	Age	Team	Seed Time	1	Steil, Tamara R	62 MICH	1:30.89
2	Merrill, Tracy C	32 SDSM	1:11.05						2	Gutierrez, Charlotte D	64 SBM	1:30.00
3	Lehmann, Karl M	31 SMS	1:07.22	Heat 1 of 23 Finals								
4	Prill, Derek	30 TOC	1:06.70	1	Harden, Gaile	77 ARIZ	3:29.10		3	Rosener, Karen K	63 CMS	1:27.50
5	Arndt, Matthew E	32 NOVA	1:06.67	2	Easton, Luise E	78 O*H*	2:14.15		4	Wheeler, Barbara C	60 TAM	1:25.20
6	Burton, Brad	33 DDP	1:06.67	3	Caron, Aagje A	75 GBM	1:56.09		5	Knapp, Lo D	62 UTAH	1:18.50
7	Farrell, Jonathan R	32 DDP	1:07.00	4	Jaffe, Kristin N	79 TAM	1:54.19		6	Siegel, Christine L	60 SDSM	1:23.93
8	Smith, Ben	30 DKTA	1:10.00	5	Densmore, Ann	75 NEM	2:14.11		7	Finch, Merry B	62 YCMS	1:26.39
9	Song, James C	34 MEMO	1:14.07	6	Miller, Jan	78 ARIZ	2:26.02		8	Smith, Patty	64 SCAC	1:28.83
Heat 27 of 30 Finals				7	Soiberg, Sallie	85 LVM	2:57.00		9	Haynie, Dee A	62 TOC	1:30.00
1	Gertenbach, Randy D	34 ARIZ	1:04.79	8	Stone, Marjorie	93 GCPS	2:45.39		Heat 7 of 23 Finals			
2	McAteer, Brian	32 SCAQ	1:02.01	9	Van Dinter, Yenny	83 NMMS	2:09.58		1	Nolte, Susan D	56 CMS	1:40.00
3	Haile, Bryan W	31 RAA	58.00	Heat 2 of 23 Finals					2	Fox, Christina M	56 OREG	1:32.30
4	Lochte, Ryan	32 GRA	55.10	2	Norris, Roswita D	74 DAM	2:20.12		3	Rodriguez, Nancie	55 CTM	1:30.27
5	Alexandrov, Mike	32 GRA	51.90	3	Smith, Diane G	72 CVMM	1:54.07		4	Tomlin, Julie B	58 RGSC	1:27.15
6	Delic, Nikola	32 WH20	55.00	4	Burns, Suzi M	70 UC12	1:48.61		5	Gettelfinger, Cheryl M	59 INDY	1:26.09
7	Deery, Kyle B	32 SYSM	57.97	5	Dillon, Sally A	70 PSM	1:44.08		6	Hirsch, Helene I	59 TSTT	1:26.43
8	Hong, Justin M	32 UC45	1:01.69	6	Barnea, Daniela	73 STAN	1:45.30		7	Van Cleave, Julie M	58 WMAC	1:27.17
9	Whitaker, Timothy L	31 MVN	1:03.55	7	Caso, Susie A	70 MAM	1:51.90		8	Marshfield, Ann K	58 O*H*	1:30.58
Heat 28 of 30 Finals				8	Caldwell, Carol A	70 LVM	2:06.81		9	Bennett, Kristin P	59 ROSE	1:36.74
1	Kang, Christopher	28 GRA	1:06.35	9	Camp, Robyne	70 PBM	2:25.32		Heat 8 of 23 Finals			
2	Galkin, Dima	29 SCAL	1:05.58	Heat 3 of 23 Finals					1	Johnston, Blossom P	57 SAWS	1:25.20
3	Lin, Curtis	26 SBM	1:04.01	1	Weston, Susan E	66 SDSM	2:20.00		2	Cort, Hayley E	55 AGUA	1:22.19
4	Bower, Kenny G	29 TOC	1:02.55	2	Speer, Pam	65 ARIZ	1:49.82		3	Miller, Patricia M	56 VMST	1:18.72
5	Simoni, Evan V	27 TOC	1:01.32	3	Coholan, Annette M	69 RHMS	1:48.09		4	Wenzel, Chris	57 PBM	1:17.34
6	Destree, Nathan M	25 MICH	1:01.42	4	Ellis, Cathie	65 SDSM	1:47.16		5	Krattli, Caroline	55 WIND	1:13.99
7	Griffard, Jared H	27 LVM	1:02.65	5	Hirakawa, Diane M	68 SDSM	1:49.00		6	Cook, Jenny L	59 UC06	1:16.28
8	Duarte, Kenny D	27 GRA	1:05.48	6	Gillies, Judy L	69 ARIZ	1:50.57		7	Mareb, Karen M	58 NEM	1:18.36
9	Guerrero, Ruben	25 PSM	1:05.71	7	Royal, Abby L	41 ROSE	1:26.08		8	Melick, Karen L	59 SCAQ	1:22.00
Heat 29 of 30 Finals				8	Day, Sandi	48 GRA	1:53.08		9	Ellington, Cheri	59 GRA	1:24.00
1	Popov, Nicholas	26 GRA	1:01.29	9	Gulbrandson, Pamela	63 NMMS	2:09.30		Heat 9 of 23 Finals			
2	Gleason, Matt	25 NAM	1:00.10	Heat 4 of 23 Finals					1	Wang, Karen	54 ARIZ	1:53.09
3	Gonzales, Reese	25 UC33	58.50	1	Collins, Susan M	67 WCM	1:45.86		2	Mauer, Julie D	54 KM	1:35.68
4	Kukharskiy, Sergii	28 MPNY	57.90	2	Lyman, Carolyn B	66 UTAH	1:40.86		3	Crow, Joan A	52 DAM	1:32.92
5	Colupaev, Dimitri	27 GRA	52.00	3	Gettling, Janet	68 OREG	1:32.86		4	Taylor, Catherine W	54 WCM	1:28.79
6	Koon, Nolan	26 TOC	56.49	4	Hayes, Christie M	69 NEM	1:29.30		5	Cushman, Susan	54 LVM	1:28.50
7	Materniak, Eric R	25 BERK	58.49	5	Lewis, Kathleen	65 TPIT	1:23.40		6	Quinn, Molly	50 SDSM	1:28.77
8	Ferri, Nick L	28 TOC	59.00	6	Davis, Charlotte M	67 PSM	1:25.00		7	Hurt, Liz	52 MEMO	1:29.63
9	Talmdage, Matthew S	27 TOC	1:00.15	7	Alexander, Martha A	67 WCM	1:31.09		8	Bunevich, Stephanie J	50 CMS	1:35.36
Heat 30 of 30 Finals				8	Fitzpatrick, Maureen	65 PBM	1:35.10		9	Howell, Sharon S	54 RAM	1:36.37
2	Foreman, Aaron	24 PACM	1:07.39	9	Scherwat Ducourneau, Wendy	66 TSTT	1:44.29		Heat 10 of 23 Finals			
3	Lindholm, Kyle	24 UC13	1:01.42	Heat 5 of 23 Finals					1	Barry, Robin B	50 LVM	1:27.67
4	Pehrson, Josh S	20 PSM	59.89	1	Willard, Mimi	63 NUTS	1:40.15		2	Hudson, Nadean	50 VCM	1:25.32
5	Jenny, Frederick	23 NAM	58.00	2	McTavish, Sandra E	62 SCCM	1:37.50		3	Washburn, Lynette A	53 ARIZ	1:24.24
6	Prasser, Mat A	24 MVN	58.50	3	Mothersill, Jane C	60 NUTS	1:35.80		4	Kupan, Cheryl A	52 SPM	1:22.54
7	Garcia, Mike	24 TARP	1:00.11	4	Seaton, Jessica W	64 WH20	1:33.00		5	Ward, Lisa A	53 WCM	1:20.29
8	Palabrica, Juan Pablo M	19 USF	1:05.41	5	Sprouse, Cecily	60 DAM	1:31.25		6	Simpson, Lisa M	52 SDSM	1:20.76
9	Arroyo, Sito A	23 UC12	1:10.16	6	Moak, Mary N	60 PBM	1:32.64		7	Smith, Liesl G	52 IM	1:24.17
				7	Rutherford, Lynn Y	63 SBM	1:34.50		8	Dodd, Dina	53 NSMS	1:24.50
				8	Achterberg, Elaine K	62 CMS	1:36.68		9	Phalen, Jennifer R	52 DAM	1:26.09
				9	Eisenman, Judy A	63 TAM	1:37.83					

2017 Nationwide USMS Spring Nationals - 4/27/2017 to 4/30/2017

Riverside Aquatics Complex

Meet Program - Friday, April 28, 2017

Heat 11 (#8 Women 100 Yard Breaststroke)

1	Kuwahara, Lisa K	54 UTAH	1:18.67
2	Stiles, Jasmine	51 SDSM	1:16.62
3	Tracy, Robin C	53 DKTA	1:15.40
4	Weiderman, Jennifer	50 CVMM	1:14.94
5	Voss, Julie E	53 PSM	1:13.72
6	Nowak, Elizabeth A	53 NCMS	1:14.66
7	Simmons, Cheryl A	50 ROSE	1:15.05
8	Jurey, Mary K	50 TXLA	1:16.58
9	Biegler-Ciaccio, Leslie	50 IM	1:16.63

Heat 12 of 23 Finals

1	Zawistoski, Lisa W	47 MVN	1:40.17
2	Mickelson, Justina P	47 CMS	1:28.82
3	Seibert, Tracie	47 SNM	1:25.97
4	Smith, Staci R	47 TMAT	1:24.97
5	Forest, Anna Marie	47 SDM	1:23.05
6	Haberstich, Carrie	45 IM	1:24.02
7	Carter, Eddie C	46 NCMS	1:25.28
8	Nesbitt, Linda P	48 HUMM	1:28.50
9	Hagstrom, Lisa	46 LNRS	1:31.00

Heat 13 of 23 Finals

1	Cortland, Renee	46 CONN	1:23.04
2	Ladd, Laura M	49 ENSW	1:21.67
3	Leichter, Nancy L	46 ROSE	1:20.56
4	Going, Melissa	47 MVN	1:20.00
5	Olsen, Cat	47 RAM	1:17.72
6	Keith, Lisa	47 PSM	1:19.83
7	Reece, Margaret E	45 NSM	1:20.00
8	Khalil, Heidi G	46 ROSE	1:21.52
9	May, Jennifer L	48 WMAC	1:22.08

Heat 14 of 23 Finals

1	Gass, Melissa	49 NCMS	1:17.50
2	Buzzelli, Tara A	48 YGF	1:14.48
3	Visser, Linda	46 SPM	1:13.50
4	Hill, Laurel S	48 ARIZ	1:10.67
5	Condor-Fisher, Sarah P	45 MACS	1:09.34
6	Goodale, Rainy M	47 NEM	1:10.62
7	Hayes, Lisa C	45 WMAC	1:13.41
8	Cleven, Detra R	48 KAC	1:14.44
9	Reiss, Natasha	47 WIND	1:15.60

Heat 15 of 23 Finals

1	McCay-Smith, Kirsten R	44 CMS	1:24.45
2	Rees, Karla E	44 MVM	1:23.95
3	Shoemaker, Laura M	41 CMS	1:17.82
4	Dunn, Sara	44 NCMS	1:11.50
5	Glenn, Katie	40 STAN	1:02.34
6	Schaetz, Trina R	44 WMAC	1:09.00
7	Frawley, Tabitha S	43 SDSM	1:13.67
8	Santoro, Shelly P	40 LVM	1:19.79
9	Lauzon, Chantal H	43 NOVA	1:23.98

Heat 16 of 23 Finals

1	Palmer Becerra, Yolanda	38 LVM	1:42.00
2	Pinto, Rachel R	39 SCAQ	1:28.00
3	Turchin, Jennifer	36 LVM	1:23.45
4	Sandner, Kathleen A	39 IM	1:22.31
5	Willingham, Nicole E	35 RIDG	1:21.08
6	Conway, Kieara A	38 AKMS	1:22.05
7	Peckham, Katie E	37 FMT	1:23.23
8	Neild, Rachel A	36 GBM	1:25.06
9	McCabe, Erin	37 ROSE	1:32.59

Heat 17 of 23 Finals

1	Plezia, Colleen A	36 SDSM	1:20.92
2	Jones, Sophie	35 UC33	1:19.00
3	Rueda, Marcela	35 SRM	1:18.00
4	Macedo, Ashley L	35 SBM	1:14.35
5	Anderson, Charis H	38 TXLA	1:14.03
6	Moro, Erin C	38 PALM	1:14.05
7	Ferries, Jenny	35 PSM	1:15.89
8	Metz, Amanda	36 OREG	1:18.50
9	Barbosa, Tatiana B	37 SFTL	1:19.39

Heat 18 of 23 Finals

1	Hardin, Meghan S	35 NBA	1:14.00
2	Downing, Jennifer	38 NEM	1:11.18
3	Schneider, Lindsey W	35 NAM	1:09.75
4	Keiber, Casey M	39 SYSM	1:08.98
5	Lloyd, Allison	36 IM	1:07.80
6	Richards, Ericka L	39 WCM	1:08.89
7	Melsen, Krisie M	36 MINN	1:09.33
8	Rohr, Meredith B	35 MVM	1:10.12
9	Lee, Jodi L	39 CMS	1:11.83

Heat 19 of 23 Finals

1	White, Kristin M	26 NCMS	1:23.92
2	Lovell, Brianna M	26 UC12	1:18.99
3	Hank, Stephanie N	27 LVM	1:18.40
4	Maranon, Michelle R	25 TCC	1:20.50
5	Hartenstein, Sarah E	22 GRA	1:40.00
6	Lium, Riley V	20 GCUC	1:23.22
7	Olden, Sarah E	23 CWST	1:31.95
8	Hartrich, Juliana	30 CVMM	1:20.06
9	Beck, Stephanie L	34 SDM	1:22.16

Heat 20 of 23 Finals

1	Twist, Christina L	30 ENSW	1:19.75
2	Bagley, Blair A	33 SDM	1:18.34
3	Leeming, Lindsey A	32 LVM	1:15.86
4	Capizzi, Stefanie	30 ROSE	1:14.12
5	Ballenger, Marie A	30 TOC	1:06.42
6	Togias, Anna	31 NOVA	1:13.18
7	Schneider, Leah R	32 WMAC	1:15.00
8	Geskos, Evangeline A	33 AGUA	1:16.58
9	Petrova, Mariya	31 ROSE	1:19.00

Heat 21 of 23 Finals

1	Kim, Eileen J	25 SLOM	1:18.30
2	Calvo, Morena I	29 UC38	1:13.41
3	Smrcina, Erica E	25 MESC	1:11.68
4	Walgamott, Annie	28 TMAT	1:10.15
5	Bethel, Lesley Y	27 SBM	1:09.65
6	Frendreis, Lauren K	28 ROSE	1:10.09
7	Adams, Laura D	25 ROSE	1:11.17
8	O'Keefe, Madeleine	25 WMAC	1:13.05
9	Tonelli, Marlena L	28 SBM	1:14.72

Heat 22 of 23 Finals

1	Curran, Caitie B	29 GAJA	1:09.21
2	Stacy, Jessica L	27 OREG	1:08.90
3	Ripley, Rachel A	26 NYAC	1:06.79
4	Beck, Spindrift S	26 SCAQ	1:06.28
5	Herrmann, Danielle M	29 CLOV	1:00.00
6	Roberts, Elizabeth T	29 CER	1:00.91
7	Yamauchi, Penelope R	27 MEMO	1:06.42
8	Randolph, Courtney M	25 UMAC	1:08.50
9	Hall, Lindsay G	27 BCTM	1:09.11

Heat 23 of 23 Finals

1	Sargent, Paris A	19 GCUC	1:22.38
2	Ben-Varon, Aliza R	20 PSM	1:20.27
3	Niu, Xiaonuo	22 UC38	1:18.00
4	Pusateri, Rebekah A	19 PSM	1:14.00
5	Hendrix, Jacqueline J	19 CER	1:07.48
6	Leake, Mackenzie M	23 STAN	1:10.33
7	Weinstein, Rachel	23 NOVA	1:14.00
8	Keirns, Katrina M	23 TOC	1:18.90
9	Lamb, Mariah	20 GCUC	1:20.96


#9 Men 200 Yard Backstroke

Lane	Name	Age	Team	Seed Time
Heat 1 of 20 Finals				
1	Stone, Robert S	75	LVM	3:41.10
2	Bledsoe, Dennis R	78	WCM	3:26.15
3	Bergman, John	75	MINN	3:10.00
4	LeRoy, Richard J	76	ARIZ	3:20.00
5	Norris, Robert F	78	DAM	3:27.21
6	Beach, Robert E	86	SPM	4:10.00
7	McConnell, Stan	85	UC33	4:40.00
8	Coles, Bill	81	SDSM	3:51.05
Heat 2 of 20 Finals				
1	Brown, Paul P	66	ELG	4:20.16
2	Ceci, Louis G	66	TSUN	3:32.00
3	Fogg, Stephen W	68	PSM	3:14.02
4	Roman, Francisco	65	ACCV	3:10.68
5	Farmer, Michael W	69	ROSE	3:12.23
6	Hellwig, Christian P	68	TSUN	3:20.00
7	Genter, Robert S	66	UC33	3:44.51
8	Osborne, Oz	71	ELG	3:19.14

AVICTOR®

THE ULTIMATE ADVANTAGE.

RYAN LOCHTE | 12X Olympic Medalist | World Record Holder



HYDROSPHERE TECHNOLOGY

Leading-edge technology causes water to surround the fabric, rather than saturate it. The hydrospheric effect optimizes the swimmer's position in the water, thus reducing drag and maximizing speed and efficiency.



SPEED DRY FABRICATION

Proprietary coating repels water and keeps the suit dry and compressive, keeping swimmers lightweight and fast.



SUPERSONIC FLEX BONDING

Advanced engineering allows fully bonded seams to conform and stretch with the swimmer's body, resulting in a precisely fitted, ultra compressive suit that won't restrict natural movement.

TYR

ALWAYS IN FRONT

MANUFACTURED IN THE U.S.A.
OF IMPORTED MATERIALS

2017 Nationwide USMS Spring Nationals - 4/27/2017 to 4/30/2017

Riverside Aquatics Complex

Meet Program - Friday, April 28, 2017

Heat 3 (#9 Men 200 Yard Backstroke)			Heat 9 of 20 Finals			Heat 15 of 20 Finals					
1	Ralphs, Tony	73 SDSM	3:15.10	1	Smith, David M	59 CRUZ	2:16.80	3	Waterson, Kevin	38 DAM	2:39.45
2	Livoni, Donn	70 MM	3:06.95	2	Nalli, Lyle A	57 PSM	2:15.00	4	Carrington, Douglas R	35 AWYY	2:23.46
3	Lawrie, Jim	70 SNM	3:00.00	3	Belin, Thomas H	55 IAMA	2:13.51	5	Durieux, Kyle	38 ROSE	2:18.66
4	Ogilby, Chuck	74 CMS	2:51.00	4	Haynie, Carl	56 PSM	2:10.11	6	Oo, Aung Sann	35 ARIZ	2:19.09
5	Burns, Richard	73 TAM	2:28.50	5	Johnson, Eric A	56 REDT	2:07.84	7	Berwald, Joshua F	37 PBM	2:30.00
6	McColly, Michael	71 PSM	2:43.00	6	Harper, Buzz L	57 LAPS	2:10.00	Heat 16 of 20 Finals			
7	Bell, John L	74 SDSM	2:57.00	7	Whelchel, David	55 LIB	2:11.50	1	Godor, Frank	38 ROSE	2:16.73
8	Shaffer, Craig A	70 ARIZ	3:00.00	8	Tallman, Karl G	58 CRUZ	2:13.55	2	Barbini, Matthew G	35 CMS	2:10.00
9	Raffaelli, Larry L	74 VCM	3:13.00	9	Grisa, Thomas M	55 WMAC	2:16.49	3	Jackson, Randy A	35 LVM	2:06.94
Heat 4 of 20 Finals			Heat 10 of 20 Finals			Heat 17 of 20 Finals					
1	King, Edward V	65 TOC	3:10.00	2	Wilson, Todd	52 SRM	2:25.01	1	Kim, Gene B	30 ROSE	2:50.01
2	Ludwig, Terry	66 ARIZ	2:55.20	3	McAdam, Samuel T	51 DAM	2:23.60	2	Bauzon, Jaszver C	32 BCTM	2:21.84
3	Willis, Gregory B	68 UC33	2:45.53	4	Oyler, Paul F	51 UC11	2:17.45	3	Hsu, Howard	34 ROSE	2:19.86
4	Rysdon, Jon C	65 RMST	2:40.00	5	Chan, Andy	54 MELO	2:16.97	4	Liebowitz, Daniel A	33 GRA	2:35.51
5	Mc Conica, Jim	66 VCM	2:16.72	6	Birnbrich, Chris L	53 NAM	2:17.00	5	Porras, Felipe	21 CMS	2:17.50
6	Wilder, Hugh	69 UC48	2:26.00	7	Morris, Richard L	53 NAM	2:20.00	6	Atwood, Justin T	23 PSM	2:16.18
7	Green, Dick	65 SRM	2:42.16	8	McCarthy, John W	51 LNRS	2:24.95	7	Koons, Andrew	24 LAS	2:17.17
8	Stretch, James J	65 PSM	2:52.08	Heat 11 of 20 Finals			8	Hall, Richard L	27 LVM	2:20.26	
9	Umholtz, Ken	65 OJAI	3:08.06	1	Faria, Jose J	51 GSM	2:14.52	9	Docken, Steffen S	28 DAM	2:20.43
Heat 5 of 20 Finals			2	Fischer, Niel E	52 NSM	2:07.85	Heat 18 of 20 Finals				
2	Johannsen, David A	62 SBM	2:55.00	3	Nance, Matthew E	51 SCAQ	2:05.10	1	Roth, Christopher M	32 GRA	2:19.03
3	Foreaker, Don	64 SRM	2:48.00	4	Phelan, Darren D	53 STAN	2:02.73	2	Heijnen, Michel	30 NCMS	2:08.16
4	Hitch, Walter D	64 ROSE	2:42.62	5	Tuchler, Jim	52 IM	1:59.00	3	Chudoba, John A	30 DDP	2:06.35
5	White, Warren A	62 NCMS	2:33.34	6	Kratz, Erwin D	51 ARIZ	2:01.77	4	Fowler, Joshua	32 DDP	1:58.44
6	Crist, Bruce C	60 SAWS	2:37.79	7	Jimenez, Ignacio	51 CMS	2:04.67	5	Burnett, Simon A	34 ROSE	1:52.00
7	Sokolow, Steven P	61 AGUA	2:43.59	8	Nygren, Mats O	50 PSM	2:06.23	6	Hicks, Jeff	34 DDP	1:56.51
8	Kennedy, William A	61 LBSU	2:52.63	9	Shaffer, Mike G	51 VCM	2:11.00	7	Buncher, Stanley M	31 TOC	2:00.00
Heat 6 of 20 Finals			Heat 12 of 20 Finals			Heat 19 of 20 Finals					
1	Lund, Sam	60 HSAM	2:33.21	2	Barbie, John D	41 CVMM	2:21.00	1	Boyer, Kaleb D	29 WCM	2:17.14
2	Throne, William C	60 VMST	2:32.00	3	Hatch, Eric	42 SNM	2:17.86	2	Stiles, David	27 SPM	2:12.89
3	Nixon, John L	61 SPM	2:25.43	4	Tetzlaff, Maurice	40 IM	2:16.41	3	Hoffmann, Paul	28 MINN	2:12.00
4	Kajiwara, Doug	60 SCAQ	2:13.07	5	Andrin, Milan	41 NAM	2:17.00	4	Albu, Phil	25 MINN	1:57.00
5	Stephenson, Dan	60 ROSE	2:09.90	6	Kim, Steve	40 GRA	2:19.97	5	Casey, Aaron J	28 TOC	1:52.00
6	Sauer, Jim	60 TXLA	2:12.00	7	Ascher, Nathan	45 SDSM	2:27.00	6	Trowbridge, Nicholas R	25 TOC	1:54.79
7	Doyle, Patrick K	62 MMM	2:19.80	8	Tobey, John	45 CMS	2:29.48	7	Dasinger, John Henry H	29 WMAC	2:10.71
8	Mykleby, Geoff L	64 WMAC	2:30.00	Heat 13 of 20 Finals			8	Godwin, Chris	29 LVM	2:12.57	
9	Johnson, Gregory S	60 DAM	2:32.00	1	LeClair, David W	49 SPM	2:24.52	9	Castro, Daniel	26 ROSE	2:17.13
Heat 7 of 20 Finals			2	Parker, Greg	47 ROSE	2:21.12	Heat 20 of 20 Finals				
1	Mitchell, Robert E	58 LVM	3:25.85	3	Vocke, Joe	46 NAM	2:16.50	1	Tang, Jordan G	23 SMM	2:15.00
2	Campbell, Chris	56 MVM	2:51.00	4	Hamilton, Rick M	49 MAM	2:06.69	2	Rodriguez Martinez, Adrian M	23 UC38	2:14.60
3	Goodlin, Tom	57 PSM	2:50.00	5	Mc Kay, Matthew G	45 NEM	2:01.13	3	Lindsay, Kyle W	24 GRA	2:07.53
4	Fremont, Robert	58 WIND	2:32.00	6	Dickson, Kurt F	49 ARIZ	2:02.06	4	Rieder, David E	23 PSCM	1:59.87
5	Voll, Robert M	59 OREG	2:29.00	7	Kanner, Joey	47 PALM	2:10.97	5	James, Brandon	20 WCM	1:43.03
6	Treiman, Gerald S	56 UTAH	2:29.20	8	Borton, Dan	49 ROSE	2:19.73	6	Porrazzo, Ralph J	24 ROSE	1:57.25
7	Campbell, Frank E	58 ROSE	2:39.50	9	Kaloust, Scott W	47 RAA	2:22.89	7	Monahan, Sean P	24 SFTL	2:05.24
8	Jett, Darrell L	58 SDSM	2:50.52	Heat 14 of 20 Finals			8	Shu, Jack	24 ARMS	2:08.00	
9	Gonzalez Hibner, Roger	55 GRA	3:11.00	1	Rietema, Brad	40 MICH	2:15.00	9	Dodge, Alec	18 CWST	2:15.00
Heat 8 of 20 Finals			2	Seguin, Mark E	44 MINN	2:11.78					
1	Moore, Robert B	56 PSM	2:28.57	3	Lehr, Gunner F	44 NAM	2:06.33				
2	Pombo, Diego	55 GWSC	2:26.72	4	Secor, Don	42 IM	2:03.86				
3	Nelson, Kurt D	57 CMS	2:21.65	5	Comings, Jeff P	43 ARIZ	1:56.00				
4	Morales, John R	59 SRM	2:18.88	6	Bell, David E	41 CRUZ	2:00.71				
5	Myers, Ross	57 DAMM	2:17.16	7	Briseno, Osiris	41 NAM	2:04.00				
6	Hendrick, Marty	59 SFTL	2:18.25	8	Reader, Paul	41 IM	2:06.85				
7	Cutting, Steve	59 TVM	2:19.40	9	Nance, Chad A	44 NAM	2:12.36				
8	Bennett, Michael L	56 CRUZ	2:22.65								
9	Gordin, Scott	59 UC33	2:28.50								



SAVING LIVES | BUILDING CHAMPIONS

The USA Swimming Foundation aims to strengthen the sport of swimming by saving lives and building champions—in the pool and in life.



Whether we're equipping our children with the life-saving skill of learn-to-swim, or providing financial support to our heroes on the U.S. National Team, the USA Swimming Foundation aims to provide the wonderful experience of swimming to kids at all levels across the country. Since 2007, more than 4 million children have been enrolled in swim lessons through our Make a Splash Local Partners, giving kids in all 50 states the opportunity to become part of the sport that we all love.

Learn more.

Visit usaswimmingfoundation.org today!

2017 Nationwide USMS Spring Nationals - 4/27/2017 to 4/30/2017

Riverside Aquatics Complex

Meet Program - Friday, April 28, 2017

#10 Women 200 Yard Backstroke

Lane	Name	Age	Team	Seed Time
Heat 1 of 20 Finals				
4	Kornfeld, Maurine E	95	ROSE	5:56.15
5	Bolanos-Moore, Barbara A	83	SUSA	5:37.24
6	Henry, Lorna G	76	KM	3:26.42
9	Lund, Lynne H	76	SUSA	3:51.87
Heat 2 of 20 Finals				
1	Goldfarb, Amy	62	RGSC	3:27.54
2	McClellan, Karen L	61	ARIZ	3:13.47
3	Willard, Mimi	63	NUTS	3:15.36
4	Camp, Robyne	70	PBM	6:38.33
5	Conboy, Pam	71	LVM	4:35.00
6	Norris, Roswita D	74	DAM	4:38.06
7	Span, Eileen T	51	MVN	3:26.19
8	DeVennish, Elaine H	68	NAM	4:21.00
Heat 3 of 20 Finals				
1	Balding, Dolores F	74	ARIZ	4:30.61
2	Tyler, Sarah L	72	SNM	4:05.00
3	Anziano, Marcia	72	CMS	3:43.29
4	Westergaard, Leslie M	74	DAM	3:36.24
5	Uustal, Diann	70	NEM	2:48.61
6	Barnea, Daniela	73	STAN	3:35.15
7	Kranpitz, Nancy	72	WMAC	3:40.00
8	St. Germain, Patricia J	74	FACT	3:48.85
9	Goodman, Lois	70	UC33	4:08.24
Heat 4 of 20 Finals				
1	Carpenter-vanDijk, Sheila	67	SPM	3:48.88
2	Young, Lydia L	68	CMS	3:27.01
3	Guthrie, Sally K	67	SMST	3:07.69
4	Lyman, Carolyn B	66	UTAH	3:05.34
5	Val, Laura B	65	TAM	2:32.00
6	Preissler, Stella	68	PSM	2:49.78
7	Wright, Jill M	66	SAWS	3:07.46
8	Stengel, Alta F	66	SDSM	3:23.33
9	Casey, Kathrine J	68	PSM	3:30.09
Heat 5 of 20 Finals				
1	James, Katy	61	ARIZ	3:04.81
2	Dougherty, Mindy M	64	MVN	2:58.89
3	Kerr, Ann	60	CMS	2:55.22
4	Jaunzeme, Andra	64	SDSM	2:41.00
5	Warmuth, Stacey S	60	VCM	2:27.59
6	Belote Ripley, Melissa	60	RIO	2:30.08
7	Larson, Linda L	61	SFTL	2:52.14
8	Ciraulo, Christie	63	UCLA	2:56.99
9	Kirkpatrick-Reno, Nancy	61	CVMM	3:00.63
Heat 6 of 20 Finals				
1	Cook, Sally A	55	ROSE	3:34.49
2	Kahn, Mary J	57	DAM	2:50.90
3	Mann, Nathalie S	56	O2	2:49.07
4	McNamara, Kathleen A	57	USF	2:45.81
5	Ellington, Cheri	59	GRA	2:49.00
6	Rokich, Karen A	58	ANBM	2:50.84
7	Thayer, Marieke	55	SDSM	2:57.16
8	Irawan, Yuni	53	NITR	3:07.28
9	Chin, Jian W	53	USF	3:25.00

Heat 7 of 20 Finals

1	Meyer, Marguerite	58	TOC	2:40.00
2	Osborn, Ahelee Sue M	59	LNRS	2:37.00
3	Cotton, Suzy L	57	CMS	2:33.00
4	Klestinec, Robin L	55	NAM	2:30.00
5	Pipes, Karlyn A	55	PBM	2:19.96
6	Hernandez, Jill S	56	NSM	2:25.32
7	Brightwell, Kim M	57	RMST	2:31.88
8	Krattli, Caroline	55	WIND	2:33.26
9	Brown, Denise H	57	MICH	2:37.56

Heat 8 of 20 Finals

1	Langman, Loralie	50	MINN	3:00.00
2	Lein, Brenda S	52	NBA	2:45.00
3	Ashworth, Michelle P	53	LVM	2:43.00
4	Elias-Williams, Maria L	52	PALM	2:40.51
5	Penney, Sandra	53	STAR	2:39.85
6	Finley, Ann	54	LAPS	2:40.20
7	Pasterczyk, Christine	50	NEM	2:41.64
8	Daubersmith, Britta M	51	OREG	2:44.00
9	Adams, Kari S	51	LVM	2:49.86

Heat 9 of 20 Finals

1	Davidson, Jennifer	52	SCTM	2:39.28
2	Vanderpoel, Nicole L	52	CMS	2:36.57
3	Perry, Rebecca R	52	MAM	2:35.44
4	Cleavenger, Becky	53	CVMM	2:33.57
5	Reynolds, Ellen M	52	SAWS	2:09.36
6	Ward, Lisa A	53	WCM	2:22.41
7	Simmons, Cheryl A	50	ROSE	2:33.75
8	Petersen, Charlotte	52	SPM	2:36.15
9	Russell, Jane E	53	DAM	2:38.20

Heat 10 of 20 Finals

2	Weidner, Kim	47	LVM	3:55.00
3	Forest, Anna Marie	47	SDM	2:58.50
4	Le Febre, Karen J	49	WCM	2:35.28
5	Farinas, Jennifer R	45	PSM	2:34.00
6	Richardson, Kim G	48	CMS	2:34.69
7	Blankenship, Kristin M	48	ARIZ	2:40.43
8	Asnault, Wendy	48	CHIC	3:07.05

Heat 11 of 20 Finals

1	North, Nancy A	48	SDSM	2:32.00
2	Porter, Jo Ann	45	SNM	2:30.47
3	Visser, Linda	46	SPM	2:27.76
4	Davidson, Michelle L	46	GSM	2:21.47
5	Gary, Kristin J	49	NYAC	2:09.50
6	Tate, Holly	49	TMAT	2:14.60
7	Texel, Paula M	46	SPM	2:23.50
8	Olson, Ashley C	45	CONN	2:30.34
9	Batizy-Morley, Julianna	46	CMS	2:31.10

Heat 12 of 20 Finals

3	Volz, Kristin R	43	SFTL	3:43.45
4	Horvath, Katherine A	42	GRA	3:15.00
5	Wegner, Karin M	44	LVM	3:15.00
6	Shih, Pansy P	40	RIDG	4:00.00

Heat 13 of 20 Finals

1	Williams, Tracy A	44	PBM	3:10.00
2	Hrindo, Jan M	44	SNM	2:50.00
3	Stewart, Tamie A	44	VCM	2:45.50
4	Tuttle-Best, Ann M	42	DASC	2:44.27
5	Hodges, Lesley	41	LVM	2:40.57
6	Martinez, Heather J	40	NSM	2:41.55
7	York, Sandi	41	PSM	2:45.28
8	Kopp, Melanie A	41	NAM	2:48.51
9	Rees, Karla E	44	MVM	2:55.00

Heat 14 of 20 Finals

1	Gendler, Julie L	41	SAWS	2:40.31
2	Traudt, Tama	44	ASC	2:39.56
3	McCarthy, Michelle C	41	WMAC	2:34.60
4	Glidden, Brenda J	44	CONN	2:29.44
5	Plotz-Saribales, Amy M	44	NAM	2:15.50
6	Kelsey, Jane M	41	NYAC	2:15.87
7	Goggin Young, Sara	44	IM	2:30.50
8	Reece, Katherine F	41	NSM	2:37.61
9	Olsheim, Elizabeth R	43	MVN	2:39.93

Heat 15 of 20 Finals

2	Rueda, Marcela	35	SRM	2:45.00
3	Chow, Jackie I	38	DAM	2:42.99
4	Schneider, Erin E	38	WMAC	2:38.00
5	Keeler, Susan E	38	WCM	2:38.28
6	Leader, Jennifer	39	SDSM	2:44.44
7	Dubuc, Nicole D	38	ROSE	3:24.32
8	Schlenker, Jill	28	DKTA	3:11.95

Heat 16 of 20 Finals

1	Peckham, Katie E	37	FMT	2:38.00
2	King, Rebecca L	36	SMS	2:34.99
3	Stich, Chris S	39	WMAC	2:30.00
4	Gruenberg, Brigitta M	37	SAWS	2:17.15
5	Inada, Noriko	38	PSCM	2:04.59
6	Grover, Mollie K	36	UMAC	2:09.33
7	Vucinich, Elizabeth A	36	WH2O	2:18.00
8	Abell, Amanda K	35	CMS	2:34.29
9	Hitch, Susan	38	LVM	2:35.00

Heat 17 of 20 Finals

1	Jensen, Amy M	30	ROSE	3:09.07
2	Mollenhauer, Dianna L	32	MINN	2:41.51
3	Pignalberi, Signe L	34	AKMS	2:32.17
4	Supance, Michele R	33	MVN	2:28.86
5	Holman, Mary E	30	CMS	2:28.90
6	Scaparra, Joan M	30	ASC	2:36.09
7	Viers, Audrey	33	MVN	3:07.30
8	Mohn, Jennifer L	25	DAM	2:32.95
9	Vayda, Shannon E	28	ALEX	2:52.27

Heat 18 of 20 Finals

1	Tiernan, Heather	33	WCM	2:28.45
2	Capizzi, Stefanie	30	ROSE	2:25.84
3	Holman, Sara E	30	CMS	2:21.34
4	Harrigan, Kelly M	32	MMAC	2:12.77
5	Watanabe, Naoko	34	TOC	2:08.51
6	Parker, Emily S	31	SDSM	2:12.40
7	Cox, Allison L	32	PSM	2:15.81
8	McGrail, Crystie	32	GBM	2:23.77
9	Braniecki, Ashley L	31	O*H*	2:27.73

2017 Nationwide USMS Spring Nationals - 4/27/2017 to 4/30/2017

Riverside Aquatics Complex

Meet Program - Friday, April 28, 2017

Heat 19 (#10 Women 200 Yard Backstroke)				Heat 5 of 45 Finals				Heat 10 of 45 Finals						
1	MacDonald, Keely	27	WH2O	2:30.10	1	Lintz, Steve	66	SNM	33.50	1	Mykleby, Geoff L	64	WMAC	27.50
2	Sciacca, Krysten M	29	BCTM	2:28.29	2	Umholtz, Ken	65	OJAI	32.80	2	O'Brien, Kerry L	60	WCM	27.00
3	Abrams, Stacy A	29	TXLA	2:20.04	3	Willis, Gregory B	68	UC33	31.54	3	Stinchcombe, Maxwell B	60	TXLA	26.80
4	Meinholz, Ellen M	25	WMAC	2:14.90	4	Derr, John M	68	VCM	31.00	4	Reed, Clay F	60	CRUZ	26.29
5	Yamauchi, Penelope R	27	MEMO	2:04.00	5	Johnson, Clifford H	65	SNM	29.50	5	Graham, Donald	62	PSM	24.84
6	Brennan, Dannica B	26	LVM	2:10.10	6	Yocom, Douglas N	65	ARIZ	29.75	6	Lindstedt, David P	61	LAPS	26.22
7	Anderson, Katrina	25	ROSE	2:14.99	7	Alderson, Tom R	65	MAM	31.11	7	Abbott, Rick E	62	AKMS	26.78
8	Shiomoto, Dannielle	27	GRA	2:27.96	8	Peters, Earl C	65	ARIZ	31.90	8	Edwards, Kenneth S	62	WCM	26.98
9	Sanchez, Christina A	29	VCM	2:30.00	9	Prasser, Steve	68	MVN	32.90	9	Hildebrandt, David C	62	GAJA	27.18
Heat 20 of 20 Finals				Heat 6 of 45 Finals				Heat 11 of 45 Finals						
2	Arzave Trujillo, Melissa	22	HSAM	2:43.39	1	Wright, Larry E	68	OREG	29.20	1	Harmon, Mark J	58	PSP	41.87
3	DiCola, Katlin R	24	PKBM	2:30.22	2	Behun, Bill G	65	SDSM	28.92	2	Powell, Robert S	55	PSM	34.43
4	Carroll, Julia M	24	DGO	2:17.16	3	Gruber, Glenn A	67	VCM	28.13	3	Rowland, Jim	56	LIB	33.00
5	Pedote, Elyssa	24	TOC	2:09.67	4	Childs, Lee	68	PBM	27.75	4	Esparza, Chris	57	MMAC	30.65
6	Stipe, Mikkel-Ane	24	TOC	2:12.99	5	Wilson, Robert H	65	CAQM	27.09	5	Garcia, Raul (Gus) A	57	RW	30.00
7	Mathias, Gwendolyn	24	GRA	2:20.44	6	Middleton, Marc D	65	YCFM	27.20	6	Michaels, Charles F	58	MOST	30.35
8	Kelley, Grace A	23	O*H*	2:34.72	7	Holt, Tate	65	TAM	28.00	7	Sheahan, Dan	59	VMST	31.62
#11 Men 50 Yard Butterfly				Heat 7 of 45 Finals				Heat 12 of 45 Finals						
Lane	Name	Age	Team	Seed Time	1	Losinski, Mark A	61	CVMM	35.00	1	Wrabley, Matt	55	GRA	30.00
Heat 1 of 45 Finals				2	Willer, Steven R	63	ARIZ	31.73	2	Ellis, Joel	59	UC44	29.66	
1	Zuur, James	76	TAM	44.88	3	Kahn, Stuart L	63	DAM	31.59	3	Arenz, Thomas W	59	CONN	29.50
2	Hale, Art	75	MVN	44.12	4	Hillegonds, Michael	60	ELG	30.90	4	Amick, Jim	55	RIDG	29.40
3	Wise, Randolph E	75	VMST	35.38	5	Reeder, Bill D	64	PSM	30.89	5	Burr, Chuck	59	RIDG	29.30
4	Freshley, Mike R	76	ROSE	28.99	6	Peyton, Mike W	61	OREG	30.90	6	Clabaugh, Rene J	57	SCSC	29.37
5	Natelson, Michael	77	UC11	35.50	7	Robert, David W	61	BAM	30.90	7	Mahaffey, Don	56	COOG	29.50
6	Bledsoe, Dennis R	78	WCM	44.21	8	Ellis, Michael S	62	ARIZ	31.61	8	Sternberg, Scott D	59	ROSE	29.57
7	Mitchell, Tom	84	SDSM	56.00	9	Lee, Stanley H	60	KONA	32.06	9	Madden, Mark Y	56	GRA	29.80
8	Farrell, Jeff	80	SBM	42.50	Heat 8 of 45 Finals				Heat 13 of 45 Finals					
9	Morner, Stan F	82	WCM	56.15	1	Glenn, Tim P	61	STAN	30.80	1	Taylor, Thomas S	57	ROSE	29.09
Heat 2 of 45 Finals				2	Rieger, Carl W	60	UC33	30.10	2	Woods, Thomas B	55	SDM	29.06	
2	Stacey, John E	71	ROSE	36.96	3	Spellberg, Geoff	61	NBA	29.50	3	Shannahan, Matt D	55	SAWS	27.97
3	Noxon, Arthur M	73	FIG	35.05	4	Heather, Michael R	62	MVN	29.38	4	Uchiyama, Winston S	59	ROSE	27.72
4	Olson, Robert H	72	WCM	32.90	5	Heyes, Greg W	62	LAPS	29.00	5	Morales, John R	59	SRM	27.67
5	Shaffer, Craig A	70	ARIZ	35.00	6	Buckley, Mark	63	CVMM	29.26	6	Washburne, Brent C	55	OREG	27.72
6	Novell, Ken	74	VMST	36.17	7	Steynberg, Andre P	60	SFTL	29.50	7	Menefee, Bruce	58	GRA	27.95
7	Christopher, Robert B	70	UC33	43.88	8	Anderson, Jay	60	MINN	29.90	8	Kruger, Mark	55	NOVA	28.90
Heat 3 of 45 Finals				9	Sterne, Erik A	64	ROSE	30.37	9	Moreno, Al	58	PBM	29.06	
1	Elder, James E	73	TOC	31.00	Heat 9 of 45 Finals				Heat 14 of 45 Finals					
2	Meyerhoff, Rick	70	TAM	30.05	1	Wang, Ke	60	ARIZ	28.81	1	Gilberg, Steve	55	IM	27.06
3	Quiggin, David	72	PBM	29.66	2	Wiseley, Dale R	64	ARIZ	28.71	2	Fisher, Dennis E	57	NAM	26.80
4	McPherson, Andrew M	70	DAM	28.69	3	Kemp, James E	61	STAN	28.50	3	Maryatt, Andrew T	56	RAMS	26.56
5	Abrahams, Richard T	72	CMS	27.89	4	Mc Bride, Duncan Q	62	LAPS	28.10	4	Kelca, Brian E	56	LAPS	25.49
6	Burns, Richard	73	TAM	28.00	5	Von Hoffmann, Gerard	61	SDSM	28.00	5	Kone, Bruce C	59	RICE	24.00
7	DeLacy, James R	70	WCM	29.43	6	Meek, Greg	60	RIDG	28.00	6	Carter, Paul V	59	TOC	24.50
8	Ennis, Richard C	72	RAMS	29.80	7	Taylor, Jeff S	60	MVN	28.26	7	Hering, Brad V	55	PSM	25.62
9	Abbott, William A	70	CMS	30.10	8	Smith, Darrell J	60	MINN	28.51	8	Steinhafel, Mark J	56	WMAC	26.65
Heat 4 of 45 Finals				9	Lamour, Didier B	60	MINN	28.75	9	Thornton, Cooper	55	CTM	27.00	
3	Harberts, Harry S	60	SDSM	45.00	Heat 15 of 45 Finals									
4	Wing, Luman R	60	SDSM	35.00	2	Krum, Eric	41	CMS	28.70	3	Wen, Patrick J	44	WCM	28.10
5	Marshall, Wally T	64	CHIC	40.00	3	Wen, Patrick J	44	WCM	28.10	4	Hamilton, Kent R	43	AKMS	28.10
6	Berkedal, David J	68	TCC	42.60	5	Sima, Jon	41	MVN	33.75	5	Sima, Jon	41	MVN	33.75
					6	Panosian, Brian	51	T-26	55.27	6	Panosian, Brian	51	T-26	55.27
					7	Colety, Brian	50	NBA	32.00	7	Colety, Brian	50	NBA	32.00
					8	Haberstich, Brian	50	IM	38.50	8	Haberstich, Brian	50	IM	38.50

2017 Nationwide USMS Spring Nationals - 4/27/2017 to 4/30/2017

Riverside Aquatics Complex

Meet Program - Friday, April 28, 2017

Heat 16 (#11 Men 50 Yard Butterfly)			Heat 21 of 45 Finals			Heat 26 of 45 Finals					
1	O'Connell, Joseph B	51 BC	31.00	1	McPeak, Charles	46 SPP	33.42	1	Nguyen, Andrew	43 NOVA	28.07
2	Hilger, Eric M	50 ROSE	30.37	2	Gray, Darren	48 PSM	30.19	2	Crawford, Ricky D	41 GRA	27.66
3	Highnote, Allen	53 ACS	29.70	3	Gershel, Marc S	45 NYCH	29.78	3	Samaddar, Robin K	43 UC48	27.53
4	Sarrafzadeh, David A	51 USF	29.03	4	Anderson, Tim T	45 WMAC	28.86	4	Mills, Jamie	40 LIB	27.38
5	Bress, Robert C	53 SBM	28.96	5	Wilhelm, John R	49 NAM	28.10	5	Foster, Ryan F	41 WIND	27.19
6	Young, Greg	50 IM	29.00	6	Broadhurst, Jay B	48 BUMM	28.10	6	Blackway, Derek W	41 ROSE	27.24
7	Hjorth, John T	50 SCAQ	29.10	7	Paxton, Sean C	48 ROSE	29.37	7	Palmer, Kent A	44 GRA	27.47
8	Sweeney, Richard J	52 ROSE	30.30	8	Adams, Scott G	47 UC04	30.01	8	Seeley, Victor A	43 SFGG	27.61
9	Petersen, Mick S	50 GRA	30.54	9	Virkus, Todd	45 PSK	30.25	9	Axline, Kenly M	41 NAM	27.67
Heat 17 of 45 Finals			Heat 22 of 45 Finals			Heat 27 of 45 Finals					
1	Osorio, Gabriel E	53 LVM	28.95	1	Castle, Matt	45 PSM	28.06	1	Chapman, Michael C	40 VCM	27.00
2	Franke, Randy	51 WIND	28.90	2	Caruso, Brett A	45 LASC	28.00	2	Courtney, Chris	44 PSCM	26.87
3	Camacho, Raymond E	52 MSCM	28.85	3	Rosinski, Thomas J	47 CMS	28.00	3	Samaddar, Kris K	43 UC48	26.51
4	Coates, Ed M	51 TXLA	28.77	4	Belnap, Mark	47 UTAH	27.84	4	Harbourt, Cliff J	44 CRUZ	26.39
5	Henricks, Ed P	54 SNM	28.60	5	Wood, Brent	47 PSK	27.59	5	Pudloski, Justin	40 DDP	26.06
6	Kaplan, Keith S	50 WH2O	28.68	6	Kingdon, Andrew T	48 UC33	27.68	6	Mastracchio, Dominic R	42 RICE	26.23
7	Moulton, Matthew J	51 RGSC	28.82	7	Roberts, David	45 CRUZ	27.99	7	Ciborowski, Chris W	44 NOVA	26.50
8	Woudwijk, Rik	51 LAPS	28.86	8	Skorge, Norman O	49 UHM	28.00	8	Mason, Michael T	43 ROSE	26.58
9	Smith, Stuart B	51 TMAT	28.91	9	Powell, Steven T	49 LAPS	28.05	9	Kurr, Kyle R	44 MVN	26.96
Heat 18 of 45 Finals			Heat 23 of 45 Finals			Heat 28 of 45 Finals					
1	Skelly, Drew K	50 GRA	28.60	1	Bunch, Brian R	49 UC38	27.54	1	Whitford, Matthew T	41 GBM	26.00
2	Hahn, Darek L	50 JAM	28.45	2	Moreno, David	47 CTM	27.17	2	Apple, Jonathan R	41 NAM	25.70
3	Fasnacht, Ron J	54 HNAQ	28.20	3	Smith, Bryan E	49 PSM	27.05	3	Williams, Rich	41 1693	25.56
4	Bridges, Patrick D	50 SCAQ	28.00	4	Dietrich, Jim	46 NOVA	26.92	4	Stockwell, Zach	42 CRUZ	25.50
5	Ferguson, Daniel B	50 WH2O	27.50	5	Beatty, Ted	46 TCC	26.70	5	Cole, David C	41 CRUZ	24.99
6	Bolduc, John A	51 SDSM	27.73	6	Schreiber, Tim	45 ARIZ	26.89	6	Valle, Marc A	43 ARIZ	25.10
7	Podmajersky, Tom E	53 NOVA	28.00	7	Young, Michel F	46 VCM	27.00	7	Iglesias, Rodrigo J	41 WIND	25.50
8	Kim, Danny	53 MICH	28.29	8	Tobey, John	45 CMS	27.16	8	Christopher, Chad M	41 UC33	25.66
9	Cardey, Mike G	54 TCAM	28.54	9	Frogley, Terry	46 SDSM	27.41	9	Christopher, Todd R	41 SCA	25.71
Heat 19 of 45 Finals			Heat 24 of 45 Finals			Heat 29 of 45 Finals					
1	Wyckoff, Benjamin W	52 CONN	27.42	1	Hohn, Chris	48 SDSM	26.64	1	Bardak, Peter D	40 IM	24.87
2	Sutton, Andrew D	54 NOVA	26.70	2	Hilton, Robert	48 ROCH	26.53	2	Karren, Kelly S	43 CVMM	24.74
3	Helgason, Tryggvi	53 GRA	26.00	3	Mitchell, Jeffrey A	48 MVN	26.25	3	Counts, Chris	41 LVM	24.58
4	Maughan, Calvin L	52 SFTL	25.60	4	Castro, Sal	46 LKWD	26.18	4	Bagri, Val	42 RYL	24.39
5	Segal, William N	52 JAM	25.30	5	Mc Kay, Matthew G	45 NEM	26.01	5	O'Sullivan, Chris	42 CMS	23.29
6	Ekman, Evan F	52 NCMS	25.46	6	McClung, Paton M	47 WIND	26.16	6	Eisenhuth, Matthew S	43 CMS	23.70
7	Biegel, Mark G	51 MMAC	25.81	7	Banbury, James S	47 UC38	26.19	7	Delgado, Roberto E	42 NOVA	24.50
8	Woolard, Woody	53 UC33	26.00	8	Bessire, Brent	48 PBM	26.29	8	Glass, Mark W	42 NTXL	24.73
9	Cleaver, Oliver	54 SAWS	27.28	9	Winter, Doug	48 PSM	26.61	9	Wanie, Lee G	43 TOC	24.80
Heat 20 of 45 Finals			Heat 25 of 45 Finals			Heat 30 of 45 Finals					
1	Fulbeck, Kip	52 SBM	25.30	1	Robie, CJ	45 SBSM	25.90	1	Tarn, Bryan	36 UC33	27.62
2	Moran, Marty	50 MINN	25.08	2	Kitzman, Scott A	47 PBM	25.41	2	Yu, Peter T	39 NOVA	27.52
3	Peschel, Keith D	51 SMST	24.93	3	Power, Michael L	49 SBM	25.23	3	Torres, James	35 CTSM	27.43
4	Hiltabiddle, Steve	50 NITR	23.74	4	Sumner, David M	46 MVN	24.24	4	Bermudez, Oscar I	38 COOG	27.33
5	Heber, Scott	50 NITR	23.48	5	Dreizler, Todd M	47 PSCM	23.90	5	Loder, Scott	36 PBM	27.13
6	Unruh, Steven L	50 NITR	23.66	6	West, Steve	45 NOVA	24.11	6	Wu, Jim	35 BCTM	27.29
7	Ponthier, Chuck	54 LAPS	24.71	7	Lindahl, Lennart	47 PBM	25.16	7	Holsman, Trent T	36 TOC	27.42
8	Irvin, Mike	50 RAA	25.00	8	Beach, Christopher E	47 PBM	25.33	8	Denny, Michael S	38 CVMM	27.46
9	Petrov, Konstantin Y	53 MPNY	25.29	9	Lindstrom, Par	46 CVMM	25.70	9	Rosenfeld, Ken S	36 UC33	27.58

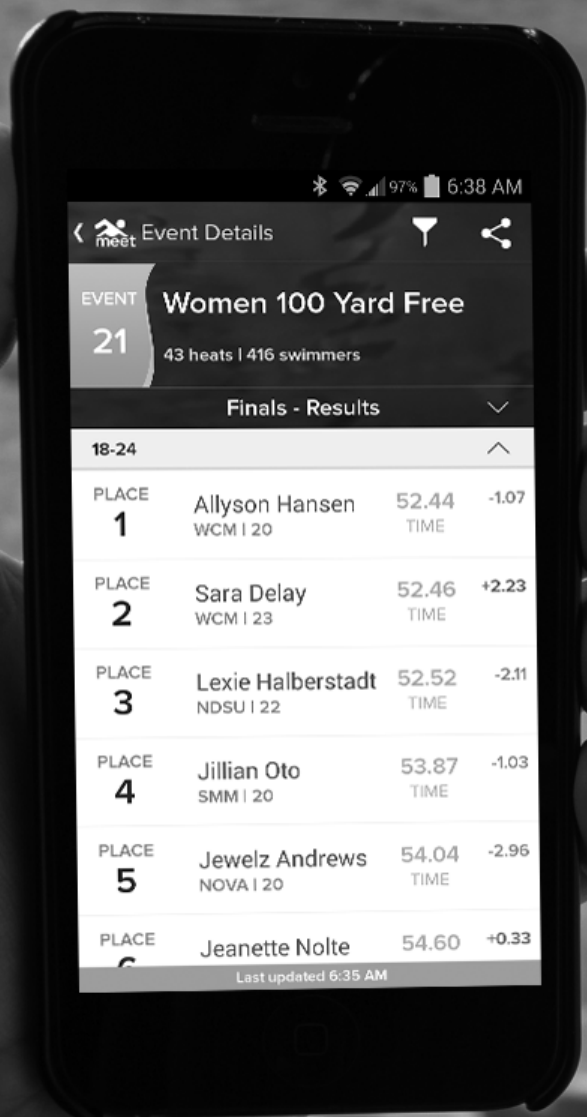
MEET MOBILE

The app loved by over a million swimmers, fans, coaches and meet hosts worldwide.

See what it can do for you...



Visit the iTunes or Google Play store.



meet Event Details

EVENT 21 Women 100 Yard Free
43 heats | 416 swimmers

Finals - Results

18-24

PLACE 1	Allyson Hansen WCM 20	52.44 TIME	-1.07
PLACE 2	Sara Delay WCM 23	52.46 TIME	+2.23
PLACE 3	Lexie Halberstadt NDSU 22	52.52 TIME	-2.11
PLACE 4	Jillian Oto SMM 20	53.87 TIME	-1.03
PLACE 5	Jewelz Andrews NOVA 20	54.04 TIME	-2.96
PLACE 6	Jeanette Nolte	54.60	+0.33

Last updated 6:35 AM

ACTIVEHY-TEK™



ACTIVE Network is the Official Technology Partner of U.S. Masters Swimming

www.ACTIVEswim.com

2017 Nationwide USMS Spring Nationals - 4/27/2017 to 4/30/2017

Riverside Aquatics Complex

Meet Program - Friday, April 28, 2017

Heat 31 (#11 Men 50 Yard Butterfly)

1	Dailey, Erik W	37 ROSE	27.09
2	Dingeldein, Douglas S	38 MSMA	26.60
3	Erdos, Jonathan	36 ASC	26.38
4	Upper, Ryan	37 UC13	26.03
5	White, John J	39 SFTL	25.72
6	Kaminsky, Joseph	36 DDP	25.79
7	Sabala, Michael C	36 CHEL	26.17
8	Francis, Tyler M	36 ARIZ	26.53
9	Nester, Aaron A	35 DDP	26.92

Heat 32 of 45 Finals

1	Dellagala, Michael	39 NYAC	25.50
2	Greenwood, Scott C	39 TOC	25.00
3	Jackson, Randy A	35 LVM	24.70
4	Gaines, Billy	36 LVM	24.50
5	Dallamura, Scott J	38 NCMS	24.24
6	Marshall, Gary N	35 TOC	24.44
7	Tobler, Nathan	37 RIO	24.68
8	Wood, Andrew T	39 GRA	24.99
9	Ford, Peter	37 PVS	25.50

Heat 33 of 45 Finals

1	Moses, Ed	36 GRA	24.07
2	Messmer, Matt	36 MELO	23.99
3	Babcock, Andrew	39 WMAC	23.72
4	Lotano, Daniel	36 PBM	23.60
5	Marshall, Mario L	35 GRA	21.65
6	Parkins, David G	38 WMAC	23.25
7	Lovett, Michael	39 I693	23.70
8	Natalizio, Jeff F	35 UC33	23.74
9	Counts, Glenn M	39 LVM	23.99

Heat 34 of 45 Finals

1	Sanchez, Ralph	26 ROSE	30.80
2	Duarte, Kenny D	27 GRA	27.50
3	Bethel, Zachary E	29 SBM	26.75
4	Payton, Tyler J	25 HSAM	27.45
5	Miess, David	28 GRA	30.00
6	Roth, Christopher M	32 GRA	29.38
7	Powers, Brandon L	33 NOVA	27.82
8	Prill, Derek	30 TOC	28.00
9	DeVennish, Arthur H	34 NAM	40.10

Heat 35 of 45 Finals

1	Szymanski, Filip M	31 UC38	27.81
2	Galasso, Mike A	30 DDP	27.15
3	Volcansek, Ales	34 UC38	27.00
4	Mendoza, Jon	34 ROSE	26.89
5	Maurer, Adrian B	33 CHIC	26.65
6	Denning, Wesley W	33 SCAQ	26.75
7	Zimarev, Yury	30 MPNY	27.00
8	Freeman, Michael P	30 SNM	27.01
9	Medhurst, Chris	30 DDP	27.42

Heat 36 of 45 Finals

1	Gertenbach, Randy D	34 ARIZ	26.49
2	Chudoba, John A	30 DDP	26.34
3	Armour, Justin	31 ROSE	26.20
4	Smorodin, Maksim	31 MPNY	26.00
5	Burton, Brad	33 DDP	25.16
6	Wilson, Todd M	31 PBM	25.53
7	Martin, Thomas C	30 DDP	26.01
8	Bauzon, Jaszver C	32 BCTM	26.28
9	Arndt, Matthew E	32 NOVA	26.41

Heat 37 of 45 Finals

1	Davydotchkin, Philipp A	30 UC45	24.99
2	Smith, Ben	30 DKTA	24.79
3	Brumberg, Eric	32 NYCH	24.49
4	Rapp, Larry J	32 SMS	24.37
5	Talbot, Christopher J	30 TOC	24.00
6	Fisher, Zachary A	31 NAM	24.00
7	Demand, Andrew K	34 ASC	24.43
8	Gerken, Dustin D	32 NAM	24.66
9	Burris, William G	34 WIND	24.89

Heat 38 of 45 Finals

1	Hansen, Scott	34 BCTM	23.78
2	Newmann, Scott	33 SDSM	23.70
3	Gregory, Thomas C	31 MEMO	23.60
4	Elser, Bryce A	31 CMS	23.13
5	Delic, Nikola	32 WH2O	23.00
6	Marshall, Matthew T	34 TOC	23.00
7	Wang, Timothy J	34 TOC	23.25
8	Fowler, Joshua	32 DDP	23.66
9	Lawler, James	34 NYAC	23.76

Heat 39 of 45 Finals

1	Bower, Kenny G	29 TOC	26.17
2	Godwin, Chris	29 LVM	25.98
3	Docken, Steffen S	28 DAM	25.61
4	Petersen, Erik D	28 SDSM	25.44
5	Trowbridge, Nicholas R	25 TOC	25.17
6	Stephenson, Brady	25 UC14	25.38
7	Sagginario, Joseph	28 OWST	25.60
8	Plaga, Jack	25 ROSE	25.80
9	Cook, Jacob	29 GRA	26.00

Heat 40 of 45 Finals

1	Toberman, Daniel	27 GWSC	25.00
2	Packer, Christopher B	26 TOC	25.00
3	Neuwirth, Jamie	29 TOC	25.00
4	Hubbard, Garrett M	25 MVN	24.90
5	Campbell, Alexander E	25 GRA	24.50
6	Casey, Aaron J	28 TOC	24.90
7	Foster, Dana	27 TOC	25.00
8	Ferrif, Nick L	28 TOC	25.00
9	Cushing, Alex D	28 TOC	25.00

Heat 41 of 45 Finals

1	Malasky, Martin E	28 TOC	24.50
2	Lin, Curtis	26 SBM	24.30
3	Windle, Zachary	25 ARIZ	24.17
4	Yan, Hank	28 TOC	24.00
5	Dasinger, John Henry H	29 WMAC	23.69
6	Birnbrich, Andrew	27 NAM	23.75
7	Koon, Nolan	26 TOC	24.14
8	Croft, Lance C	29 UC14	24.25
9	Aakhus, Randy	25 MVN	24.30

Heat 42 of 45 Finals

1	Wang, Jackson Z	29 TOC	23.50
2	Murray, Matthew R	25 TOC	23.15
3	Vogel, Jake N	29 ASC	22.97
4	Kim, Michael	27 FMT	22.34
5	Cox, Tony	26 GRA	21.50
6	Konarzowski, Jan	28 PSCM	21.50
7	Grosser, Jacob	28 CMS	22.41
8	Destree, Nathan M	25 MICH	22.97
9	Schweitzer, Paul-Marc	25 NYAC	23.50

Heat 43 of 45 Finals

1	Clark, Austin D	21 PSM	30.78
2	Patterson, Zach C	19 GCUC	28.50
3	Smith, Quinten S	21 TMTAT	27.65
4	Dole, Cameron F	19 DKTA	27.00
5	Jaffee, Alec A	23 LVM	26.59
6	Spitz, Jacob E	22 UC43	26.60
7	Freeman, Parker B	20 GCUC	27.41
8	Pierce, Jonathan T	23 LAPS	27.81
9	Nixon, Blake T	19 PSM	28.70

Heat 44 of 45 Finals

1	Potter-Clark, Rahevin S	22 OREG	26.50
2	Dodge, Alec	18 CWST	26.00
3	Millard, Jelani	23 LTMM	25.14
4	Anderson, Eric L	19 LVM	25.00
5	Garcia, Mike	24 TARP	24.83
6	May, Alexander M	23 DAM	24.99
7	Richardson, Paul R	19 NEM	25.00
8	Barcinas, Ken A	24 PSCM	25.90
9	Atwood, Justin T	23 PSM	26.42

Heat 45 of 45 Finals

1	Lindholm, Kyle	24 UC13	24.60
2	Alfonso, Alex I	23 NAM	24.50
3	Davis, Cole W	24 TOC	24.00
4	Jenny, Frederick	23 NAM	24.00
5	Mowry, Mickey M	22 ROSE	22.99
6	Garnier, Jeff	23 CMS	23.50
7	Norman, Jon L	24 NOVA	24.00
8	MacLurg, Josh	18 CWST	24.10
9	MacKay, Ian D	24 TOC	24.50

M I C H A E L P H E L P S

MP

XCEED™

THE FUTURE. IN PERFECT CLARITY

Perfect Clarity and 180 Degree Field of Vision
Patented Curved Lens Technology
Low Profile and Hydrodynamic
Made in Italy
FINA Approved

MP™
MICHAEL PHELPS

DESIGNED by



2017 Nationwide USMS Spring Nationals - 4/27/2017 to 4/30/2017

Riverside Aquatics Complex

Meet Program - Friday, April 28, 2017

#12 Women 50 Yard Butterfly

Lane	Name	Age	Team	Seed	Time
Heat 1 of 27 Finals					
2	Weinberg, Wendy	71	PSCM		51.88
3	Kranpitz, Nancy	72	WMAC		42.50
4	Uustal, Diann	70	NEM		33.58
5	Shockro, Ellen K	74	ROSE		50.13
6	Osborne, Yolanda	62	MVN		51.38
7	Smith, Susan K	63	LVM	1:00.00	
8	Case, Mary Ann	77	ARIZ		42.39
Heat 2 of 27 Finals					
1	Whalen, Katharine	68	LNRS		42.10
2	Lemm, Barbara J	65	WMAC		41.26
3	Shaps, Ruth Y	69	MAM		38.71
4	Preissler, Stella	68	PSM		33.76
5	Davis, Charlotte M	67	PSM		30.50
6	Tyler, A Susan	68	SNM		36.84
7	Ide, Hitomi	67	PSCM		41.17
8	Hirakawa, Diane M	68	SDSM		42.00
9	Matsuyama, Hanako	61	FF		50.00
Heat 3 of 27 Finals					
1	Palmer, Teddy	62	MAM		45.30
2	Kay, Mary-Chris	63	MICH		39.02
3	Meteyer, Beverly B	63	LVM		38.25
4	Blatt, Cindy S	63	VCM		37.80
5	Newachek, Pamela K	61	WCM		36.68
6	Helmrich, Susan P	61	LNRS		36.90
7	Cunningham, Martha C	60	SAWS		37.82
8	Smith, Patty	64	SCAC		38.42
9	Achterberg, Elaine K	62	CMS		41.27
Heat 4 of 27 Finals					
1	Lambert, Heather C	63	LBG		36.13
2	Glassman, Debbie A	63	PSM		35.20
3	Gutierrez, Charlotte D	64	SBM		34.00
4	Klatzkin, Amy	61	USF		32.24
5	Hibben, Veronica	60	UCLA		29.46
6	Ciraulo, Christie	63	UCLA		30.99
7	Rosener, Karen K	63	CMS		32.90
8	Kirkpatrick-Reno, Nancy	61	CVMM		34.77
9	Kessinger, Katy L	62	UTAH		35.53
Heat 5 of 27 Finals					
1	Henson, Janice	57	LVM		45.00
2	Hirsch, Helene I	59	TSTT		39.54
3	Gonorazky Banchik, Adriana	56	LVM		35.60
4	Lepinski, Cokie	57	NUTS		35.00
5	Garnier, Kathy L	56	CMS		35.99
6	McFarland, Cestjon	56	PSM		43.05
7	Ekizian, Maria	50	ROSE	1:00.00	
8	Nystrom, Ingrid	51	RGSC		37.01
9	Bogue, Sherri L	53	SPM		1:08.48

Heat 6 of 27 Finals

1	Cort, Hayley E	55	AGUA	34.72
2	Rafkin, Louise	58	UC38	34.30
3	Moore, Dede G	57	LAPS	33.40
4	Stokes, Karin E	56	NEM	33.33
5	Nelson, Judy A	56	CMS	32.84
6	Jones, Eney	56	PBM	33.22
7	Jensen, Sue	56	NEM	33.37
8	Neville, Cathy V	59	SDSM	33.50
9	Rokich, Karen A	58	ANBM	34.48

Heat 7 of 27 Finals

1	Miller Caulkins, Karinne A	55	PBM	32.50
2	Faurot, Michelle A	56	SNM	31.23
3	Brightwell, Kim M	57	RMST	30.35
4	Plevich, Beth	55	TXLA	30.30
5	Granger, Traci S	59	LAPS	29.00
6	Block, Andrea J	55	IM	29.33
7	Ganze, Cathy	59	SDSM	30.30
8	Gardner, Deborah S	57	ARIZ	31.14
9	Joyce, Martha O	57	TAM	32.00

Heat 8 of 27 Finals

1	Hurt, Liz	52	MEMO	36.69
2	Rinehart, Susan F	52	ROSE	34.50
3	Karlin, Olivia	53	WH2O	34.07
4	Hammond, Christine	53	GRA	33.35
5	Smith, Liesl G	52	IM	33.20
6	Saltijeral, Oaxaca S.Gabriel	50	ASCM	33.30
7	Keighley, Carole L	53	QSS	33.95
8	Huettner, Heather L	51	MOVY	34.37
9	Lewis, Melissa D	51	NBA	34.91

Heat 9 of 27 Finals

1	Davidson, Jennifer	52	SCTM	33.18
2	Dodd, Dina	53	NSMS	32.99
3	Kavalauskas, Alita	54	JAMM	32.36
4	Morris, Mary K	51	MINN	32.02
5	Tanase, Pamela J	50	SBM	31.10
6	Sorghagan, Marilyn L	50	NEM	31.97
7	Simpson, Lisa M	52	SDSM	32.18
8	Penney, Sandra	53	STAR	32.46
9	Washburn, Lynette A	53	ARIZ	33.10

Heat 10 of 27 Finals

1	Kuwahara, Lisa K	54	UTAH	31.03
2	Andrews, Theresa	54	PBM	30.90
3	Voss, Julie E	53	PSM	30.62
4	Wilson, Jamie W	50	PALM	30.51
5	Birnrich, Beth	53	NAM	30.00
6	Tracy, Robin C	53	DKTA	30.28
7	Schoenneman, Lisa L	54	CVMM	30.59
8	Jurey, Mary K	50	TXLA	30.88
9	Perry, Rebecca R	52	MAM	30.99

Heat 11 of 27 Finals

1	Rogers, Bonnie S	54	GWSC	29.90
2	Quick, Sarah E	53	NBA	29.66
3	Asch, Jill M	50	OREG	29.32
4	Sappey, Collette H	52	CMS	28.80
5	Wager, Susan	51	NYAC	28.50
6	Wolff, Celia	51	NCMS	28.72
7	Godges, Arlette A	52	CVMM	28.86
8	Welting, Lauren K	51	TOC	29.53
9	Adams, Kari S	51	LVM	29.83

Heat 12 of 27 Finals

1	Dussan, Ximena	46	ROSE	44.66
2	Smith, Staci R	47	TMAT	38.03
3	Nesbitt, Linda P	48	HUMM	34.36
4	Borton, Joan	47	ROSE	33.29
5	Winton, Georgette G	47	FIG	32.87
6	Zawistoski, Lisa W	47	MVN	34.17
7	Batcheller, Jennifer A	48	MVN	35.55
8	Williams, Christy	45	CMS	38.45

Heat 13 of 27 Finals

1	Khalil, Heidi G	46	ROSE	32.82
2	Carter, Eddie C	46	NCMS	32.04
3	Garland, Crystal	45	CMS	31.66
4	Maynard, Lisa D	47	ARIZ	31.40
5	Williams, Susan R	47	CMS	30.89
6	Jensen, Lauren E	49	WMAC	31.25
7	Rakotz, Tara	49	SDSM	31.51
8	Griffin, Kara D	47	UC38	32.00
9	Winn, Kristen N	47	NOVA	32.10

Heat 14 of 27 Finals

1	Seavall, Kelly J	48	CMS	30.07
2	Westerman, Karen L	49	SPM	29.98
3	Goodale, Rainy M	47	NEM	29.24
4	Reece, Margaret E	45	NSM	29.00
5	Condor-Fisher, Sarah P	45	MACS	27.63
6	Cleven, Detra R	48	KAC	28.51
7	McPherson, Chris A	49	ENSW	29.16
8	LeClair, Dale A	47	SPM	29.35
9	Kjoller, Marcie J	48	SBM	30.00

Heat 15 of 27 Finals

1	Dubuc, Nicole D	38	ROSE	42.00
2	Chow, Jackie I	38	DAM	33.42
3	Plezia, Colleen A	36	SDSM	33.18
4	Ella, Ellen	39	PSM	31.82
5	Abell, Amanda K	35	CMS	33.29
6	Pinto, Rachel R	39	SCAQ	34.66
7	Bowman, Christina A	44	UC12	37.94
8	Bayles, Lonna S	40	ROSE	34.05
9	Clarke, Sunne A	42	MEMO	39.48

Heat 16 of 27 Finals

1	Hughes, Megan M	43	MINN	32.98
2	Hrindo, Jan M	44	SNM	32.78
3	Williams, Tracy A	44	PBM	32.59
4	Moore, Faye J	41	LAPS	32.00
5	Reyes, Claire	40	DAMM	31.47
6	Gorman, Maura L	40	NYAC	31.73
7	Martinez, Heather J	40	NSM	32.26
8	Lauzon, Chantal H	43	NOVA	32.59
9	Hanson, Maren T	42	RIO	32.78

2017 Nationwide USMS Spring Nationals - 4/27/2017 to 4/30/2017

Riverside Aquatics Complex

Meet Program - Friday, April 28, 2017

Heat 17 (#12 Women 50 Yard Butterfly)			Heat 23 of 27 Finals			#13 Men 200 Yard IM						
1	Lawrie, Dawn J	41 SNM	31.45	1	Sherdel, Samantha	26 GRA	30.00	Lane	Name	Age	Team	Seed Time
2	Fradkin, Ana	43 SCAQ	30.69	2	Chang, Grace O	26 BCTM	29.14	1	Hale, Art	75 MVN		6:49.65
3	Perkins, Nicole	44 SBM	28.94	3	Jones, Shannon	27 CMS	28.99	2	LeRoy, Richard J	76 ARIZ		3:33.24
4	Schwab, Katherine V	40 KENM	27.64	4	Garbo, Rachel	27 MICH	28.53	3	Bergman, John	75 MINN		3:06.00
5	Lindauer, Kerry	42 NCMS	26.28	5	O'Keefe, Madeleine	25 WMAC	28.01	4	Freshley, Mike R	76 ROSE		2:35.67
6	Skinner, Sonja	40 OREG	26.69	6	Meinholz, Ellen M	25 WMAC	28.21	5	Natelson, Michael	77 UC11		3:20.00
7	Pledger, Abby B	42 NBA	28.92	7	Hall, Lindsay G	27 BCTM	28.98	6	Bleuel, Bart S	75 VCM		3:55.00
8	Sermek, Leila	41 UC38	30.50	8	Adams, Laura D	25 ROSE	29.02	7	Mitchell, Tom	84 SDSM		4:08.00
9	Wilson, Ann S	42 CRUZ	31.42	9	Webb, Brittany	27 NAM	29.90	8	Best, Bob	84 SDSM		3:30.00
Heat 18 of 27 Finals			Heat 24 of 27 Finals			Heat 1 of 29 Finals						
1	Belluomini, Melanie C	39 DAM	31.39	1	Bambusch, Hailey	26 OREG	27.34	9	Braly, Mark	81 DAM		6:03.10
2	Schneider, Erin E	38 WMAC	31.05	2	Conrad, Kelley	27 HFS	27.00	Heat 2 of 29 Finals				
3	Buskirk, Emily K	36 NBA	30.74	3	Naish, Lyndsay	28 FMT	26.25	3	Livoni, Donn	70 MM		3:19.71
4	Hardwick, Debra	37 UC33	30.53	4	Frendreis, Lauren K	28 ROSE	26.13	4	Carey, George L	74 UC33		3:11.11
5	Macedo, Ashley L	35 SBM	29.12	5	Herrmann, Danielle M	29 CLOV	24.90	5	Osborne, Oz	71 ELG		3:11.34
6	Jones, Sophie	35 UC33	29.40	6	Stacy, Jessica L	27 OREG	25.70	6	Ralphs, Tony	73 SDSM		3:30.51
7	Andrus, Megan M	35 LVM	30.69	7	Smrcina, Erica E	25 MESC	26.18	Heat 3 of 29 Finals				
8	Reeves, Tessa L	38 OREG	30.76	8	Raatz, Katherine	28 TOC	27.00	1	Corris, Robert B	72 WMAC		3:05.00
9	Clendenin, Ashley E	36 SNM	31.07	9	Beck, Spindrift S	26 SCAQ	27.10	2	Willert, Dan T	74 WIND		3:00.00
Heat 19 of 27 Finals			Heat 25 of 27 Finals			Heat 2 of 29 Finals						
1	Melsen, Krisie M	36 MINN	28.74	1	Rivera, Brisia R	22 SPP	59.00	3	Bell, John L	74 SDSM		2:57.00
2	Vucinich, Elizabeth A	36 WH2O	27.50	2	Adams, Megan K	23 RAA	40.00	4	Peterson, Steven B	70 PSM		2:46.80
3	Anderson, Charis H	38 TXLA	27.07	3	Nelson, Lindsay	19 CWST	37.27	5	Strand, Robert	71 SAWS		2:30.00
4	Linke, Lyndsey M	36 CMS	26.55	4	Pope, Emma	18 CWST	35.05	6	Springer, Douglas A	70 ARIZ		2:34.94
5	Inada, Noriko	38 PSCM	24.92	5	Lamb, Mariah	20 GCUC	32.04	7	McColly, Michael	71 PSM		2:50.00
6	Chang, Gabrielle E	39 SBM	26.16	6	Baber, Caroline	20 PSM	34.51	8	Anderson, Eric R	72 LAPS		3:00.00
7	Grier, Katie	38 1693	26.81	7	Hernandez-Haddock, Brianna	18 GCUC	35.77	9	Meyerhoff, Rick	70 TAM		3:00.00
8	Moro, Erin C	38 PALM	27.13	8	Gonser, Becca N	21 CWST	37.27	Heat 4 of 29 Finals				
9	Congdon, Heather B	38 SFTL	28.74	9	Hartenstein, Sarah E	22 GRA	42.00	1	Traester, William F	68 CONN		3:48.76
Heat 20 of 27 Finals			Heat 26 of 27 Finals			Heat 3 of 29 Finals						
1	Johnson, Meaghan	28 ARIZ	39.55	1	McCrea, Ava	19 PSM	31.43	2	Willert, Dan T	74 WIND		3:00.00
2	Shiomoto, Dannielle	27 GRA	30.81	2	Hoitt, Kristina M	24 SAWS	31.27	3	Bell, John L	74 SDSM		2:57.00
3	Burmood, Erica A	25 WIND	30.00	3	Stipe, Mikkel-Ane	24 TOC	31.00	4	Peterson, Steven B	70 PSM		2:46.80
4	Reeves, Katherine W	26 TOC	32.00	4	Hurowyj, Katrina A	19 GCUC	30.30	5	Strand, Robert	71 SAWS		2:30.00
5	Mo, Ann Y	33 CTSM	36.58	5	Turner, Lauren	24 ROSE	28.05	6	Springer, Douglas A	70 ARIZ		2:34.94
6	Messick, Kathryn C	34 GWSC	35.22	6	Bechtel, Christina G	23 TOC	29.90	7	McColly, Michael	71 PSM		2:50.00
7	Upchurch, Michelle L	34 CHIC	35.46	7	Keirms, Katrina M	23 TOC	30.60	8	Anderson, Eric R	72 LAPS		3:00.00
8	Franks, Nadia L	31 RAA	38.11	8	McKinley, Kayla L	20 TCC	31.03	9	Meyerhoff, Rick	70 TAM		3:00.00
Heat 21 of 27 Finals			Heat 26 of 27 Finals			Heat 4 of 29 Finals						
1	Pignalberi, Signe L	34 AKMS	33.08	1	McCrea, Ava	19 PSM	31.43	1	Traester, William F	68 CONN		3:48.76
2	Dubay, Abica	31 GRA	31.45	2	Hoitt, Kristina M	24 SAWS	31.27	2	Ceci, Louis G	66 TSUN		3:23.27
3	Jensen, Amy M	30 ROSE	31.40	3	Stipe, Mikkel-Ane	24 TOC	31.00	3	Umholtz, Ken	65 OJAI		3:09.80
4	Soldati, Kelly L	33 NCMS	31.20	4	Hurowyj, Katrina A	19 GCUC	30.30	4	Kennedy, James B	65 CMAM		2:53.94
5	Quintos, Andrea E	33 VALM	30.07	5	Turner, Lauren	24 ROSE	28.05	5	Rysdon, Jon C	65 RMST		2:52.00
6	Geskos, Evangeline A	33 AGUA	30.66	6	Bechtel, Christina G	23 TOC	29.90	6	Fine, Gary M	66 MINN		3:06.65
7	Shipp, Rachel V	34 TOC	31.23	7	Keirms, Katrina M	23 TOC	30.60	7	Russell, Fred W	69 WMAC		3:20.00
8	Pacheco, Nicki	34 ARIZ	31.45	8	McKinley, Kayla L	20 TCC	31.03	8	Berkedal, David J	68 TCC		3:26.60
9	Bagley, Blair A	33 SDM	33.00	9	Bordenave, Brigitte E	20 HSAM	31.28	Heat 5 of 29 Finals				
Heat 22 of 27 Finals			Heat 27 of 27 Finals			Heat 4 of 29 Finals						
1	Colavito, Violet A	33 LVM	29.74	1	Murphy, Kathryn T	24 TOC	28.00	1	Roman, Francisco	65 ACCV		2:48.55
2	Braniecki, Ashley L	31 O*H*	28.81	2	Reading, Mariah E	23 SBM	27.56	2	Bernard, Alan D	67 TAM		2:38.09
3	Byron, Caroline	30 SDSM	28.00	3	Sudarma, Tiffany C	22 TOC	26.74	3	Clemmons, Jim	67 SAWS		2:34.50
4	Watanabe, Naoko	34 TOC	26.74	4	Woody, Julie J	23 CER	26.18	4	MacDonald, Lee H	65 CMS		2:30.00
5	Ballenger, Marie A	30 TOC	25.57	5	Detka, Michelle A	22 ARIZ	24.90	5	Colella, Rick	65 PSM		2:04.85
6	Hernandez, Sarah M	32 DAM	25.78	6	Yontz, Marissa G	23 WMAC	26.00	6	Kerns, Hubie	67 VCM		2:23.73
7	Eads, Courtney D	30 TCC	27.81	7	Hendrix, Jacqueline J	19 CER	26.30	7	Van Nort, Steven J	65 LAPS		2:31.11
8	Schneider, Leah R	32 WMAC	28.50	8	Hoffman, Shekinah L	23 LVM	27.50	8	Johnson, Clifford H	65 SNM		2:35.00
9	Bernal, Alison	33 SBM	29.68	9	Pedote, Elyssa	24 TOC	27.98	9	Willis, Gregory B	68 UC33		2:48.22
						Heat 6 of 29 Finals						
						2 Anderson, Robert L						
						3 Phipps, Tom						
						4 Freeman, Stephan J						
						5 Vogel, Matthew M						
						6 Hale, Dave						
						7 Tulin, Michael						

2017 Nationwide USMS Spring Nationals - 4/27/2017 to 4/30/2017

Riverside Aquatics Complex

Meet Program - Friday, April 28, 2017

Heat 7 (#13 Men 200 Yard IM)			Heat 12 of 29 Finals			Heat 18 of 29 Finals					
1	Knisely, Bill S	60 GCPS	2:40.82	1	Smith, David M	59 CRUZ	2:16.70	1	Reason, Matt	43 GRA	2:50.00
2	Spellberg, Geoff	61 NBA	2:38.50	2	Kelca, Brian E	56 LAPS	2:15.19	2	Tetzlaff, Maurice	40 IM	2:17.36
3	Bridges, Daniel	63 MELO	2:35.03	3	Morales, Tito	58 UCLA	2:12.12	3	Decker, John R	42 GS	2:15.94
4	Nixon, John L	61 SPM	2:32.37	4	Scott, Greg C	57 CMS	2:08.66	4	Flowers, Travis	41 FINM	2:13.47
5	Smith, Darrell J	60 MINN	2:32.19	5	Johnson, Eric A	56 REDT	2:08.43	5	Sinel, Craig	42 WH2O	2:13.34
6	Magiera, Joseph S	60 UC21	2:32.30	6	Komissarov, Andrey A	56 SDSM	2:08.65	6	Baldwin, Craig M	42 RMST	2:14.71
7	Throne, William C	60 VMST	2:33.00	7	Carter, Paul V	59 TOC	2:10.00	7	Muir, Scott	43 DAM	2:16.99
8	Wiseley, Dale R	64 ARIZ	2:35.04	8	Naylor, Jeff G	58 NEM	2:15.00	8	Glass, Mark W	42 NTXL	2:40.00
9	Heather, Michael R	62 MVN	2:40.34	9	Aubrey, Michael	56 PBM	2:16.39	Heat 19 of 29 Finals			
Heat 8 of 29 Finals			Heat 13 of 29 Finals			Heat 20 of 29 Finals					
1	Lamour, Didier B	60 MINN	2:30.50	1	Beubis, Michael H	52 ROSE	2:20.33	1	Pudloski, Justin	40 DDP	2:12.63
2	Edwards, Kenneth S	62 WCM	2:25.16	2	McIlroy, Paul F	51 TCAM	2:16.75	2	Dunson, David B	44 NCMS	2:10.51
3	Guadagni, Peter M	62 WCM	2:24.11	3	Morris, Richard L	53 NAM	2:15.00	3	Bardak, Peter D	40 IM	2:10.07
4	Shead, Timothy M	64 SFTL	2:15.00	4	Chan, Andy	54 MELO	2:14.46	4	Stich, Darryl J	41 WMAC	2:04.42
5	Sauer, Jim	60 TXLA	2:08.00	5	Phillips, Daniel L	54 PSM	2:10.17	5	Doherty, Kevin J	43 CMS	2:01.16
6	Kajiwara, Doug	60 SCAQ	2:13.42	6	Koehler, Doug J	51 CVMM	2:12.45	6	Niemi, Matthew G	43 USF	2:03.17
7	Von Hoffmann, Gerard	61 SDSM	2:22.00	7	Stori, Mark D	51 SBM	2:14.95	7	Klepchick, Paul R	42 RAM	2:08.05
8	Lindstedt, David P	61 LAPS	2:25.00	8	Oyler, Paul F	51 UC11	2:15.91	8	Jackson, Scott J	42 NOVA	2:10.40
9	Keyser, Brian	60 1776	2:29.75	9	Nicolls, Dean R	52 LAPS	2:20.00	9	Lehr, Gunner F	44 NAM	2:12.35
Heat 9 of 29 Finals			Heat 14 of 29 Finals			Heat 21 of 29 Finals					
1	Everett, Douglas D	53 ARIZ	3:18.69	1	Sullivan, Scot A	50 OREG	2:09.79	1	Waterson, Kevin	38 DAM	2:35.59
2	Wyckoff, Benjamin W	52 CONN	2:24.16	2	Kratz, Erwin D	51 ARIZ	2:08.84	2	Granados, James P	35 GRA	2:20.00
3	Meckelnburg, Douglas T	51 PBM	2:22.59	3	Nance, Matthew E	51 SCAQ	2:07.10	3	Oo, Aung Sann	35 ARIZ	2:18.80
4	McCarthy, John W	51 LNRS	2:23.57	4	Heber, Scott	50 NITR	2:02.00	4	Durieux, Chad A	37 ROSE	2:15.29
5	Santy, James J	54 MVN	2:58.98	5	Sims, David E	54 IM	2:00.24	5	Plezia, Michael J	39 SDSM	2:14.73
6	Goodlin, Tom	57 PSM	2:48.23	6	Tuchler, Jim	52 IM	2:00.50	6	Paggi, Gregory	38 GRA	2:17.67
7	Nelson, Kurt D	57 CMS	2:35.28	7	Jimenez, Ignacio	51 CMS	2:04.84	7	Cole, John S	35 KATS	2:19.11
8	Yuen, Matt	57 QSS	2:37.57	8	Harris, Gregory	53 VMST	2:08.37	8	Konetzki, Alexander	35 IM	2:28.20
9	Gonzalez Hibner, Roger	55 GRA	3:18.00	9	Faria, Jose J	51 GSM	2:09.48	Heat 22 of 29 Finals			
Heat 10 of 29 Finals			Heat 15 of 29 Finals			Heat 23 of 29 Finals					
1	Frank, Peter J	55 VCM	2:35.00	3	Borton, Dan	49 ROSE	2:27.40	1	Miller, Daniel	31 CTSM	2:25.00
2	Holbeck, John	58 MYST	2:30.00	4	Kingdon, Andrew T	48 UC33	2:20.11	2	Merrill, Tracy C	32 SDSM	2:16.78
3	Moore, Robert B	56 PSM	2:26.00	5	Lucero, Michael D	46 GRA	2:19.79	3	Martin, Matthew J	31 ROSE	2:12.29
4	Brown, Phil	56 NEM	2:25.42	6	Broadhurst, Jay B	48 BUMM	2:20.10	4	Heijnen, Michel	30 NCMS	2:11.61
5	Seibt, Andreas K	59 IM	2:25.00	7	Rozow, Stephen	48 SDSM	2:22.88	5	Anderson, Joseph M	32 MINN	2:09.73
6	Matysek, Jim	57 SYSM	2:25.33	Heat 16 of 29 Finals			6	Whitaker, Timothy L	31 MVN	2:10.31	
7	Swanson, Vic	57 PSM	2:26.00	1	Webster, Dale W	47 SDSM	2:19.50	7	Gibbons, Daniel J	32 SLOM	2:12.00
8	Jaffee, Laurence T	56 LVM	2:27.88	2	Rudolph, Daniel A	45 LAS	2:17.22	8	Maurer, Adrian B	33 CHIC	2:14.50
9	Pearlman, Ron	59 GRA	2:35.00	3	Hanson, Max L	49 PSM	2:15.22	9	Oloughlin, Jonathan	33 UMAC	2:21.85
Heat 11 of 29 Finals			Heat 17 of 29 Finals								
1	Uchiyama, Winston S	59 ROSE	2:25.00	1	Kays, David E	49 PSM	2:11.00				
2	Callahan, Jim	59 NAM	2:22.63	2	Sullivan, Anthony J	48 SPM	2:10.00				
3	Keighley, Tim D	55 QSS	2:19.96	3	Goodison, Michael R	45 UMAC	2:09.50				
4	Hamm, Michael L	59 KM	2:19.00	4	Mc Kay, Matthew G	45 NEM	2:07.21				
5	Grisa, Thomas M	55 WMAC	2:17.21	5	Wharton, Dave L	47 NAM	2:00.65				
6	Blommel, Gregory G	57 WMAC	2:19.00	6	Magee, Mark A	49 RAA	2:01.08				
7	Belin, Thomas H	55 IAMA	2:19.50	7	Hamilton, Rick M	49 MAM	2:07.98				
8	Weissert, Toby	58 NOVA	2:20.00	8	Nelson, Kirk	46 PSM	2:09.80				
9	Pailliez, Lionel	59 PSM	2:25.00	9	Garland, Robert	47 CMS	2:10.00				

2017 Nationwide USMS Spring Nationals - 4/27/2017 to 4/30/2017

Riverside Aquatics Complex

Meet Program - Friday, April 28, 2017

Heat 24 (#13 Men 200 Yard IM)		
1	Vey, William C	30 VCM 2:08.99
2	Ryan, Keith	33 NOVA 2:04.75
3	McAteer, Brian	32 SCAQ 2:03.37
4	Bezugliy, Alexander	31 MPNY 1:51.35
5	Lochte, Ryan	32 GRA 1:46.30
6	Alexandrov, Mike	32 GRA 1:47.50
7	Jaben, Max	31 GRA 1:55.66
8	Brumberg, Eric	32 NYCH 2:04.36
9	Buncher, Stanley M	31 TOC 2:05.00
Heat 25 of 29 Finals		
2	Ladanyi, Jakob C	26 ROSE 2:49.02
3	Galkin, Dima	29 SCAL 2:17.54
4	Cook, Jacob	29 GRA 2:13.00
5	Griffard, Jared H	27 LVM 2:07.83
6	Hoffmann, Paul	28 MINN 2:12.00
7	Smith, David J	29 CMS 2:13.00
8	Grant, Daniel	26 WH2O 2:30.00
Heat 26 of 29 Finals		
1	Martin, Alexander	29 GRA 2:05.67
2	English, Philip	25 MINN 2:04.34
3	Lin, Curtis	26 SBM 2:03.29
4	Windle, Zachary	25 ARIZ 2:02.20
5	Kukharskiy, Sergii	28 MPNY 2:00.56
6	Simoni, Evan V	27 TOC 2:00.67
7	Popov, Nicholas	26 GRA 2:02.27
8	Kirkpatrick, Adrian W	28 ARIZ 2:03.48
9	Fiamengo, Vince	25 LAPS 2:05.00
Heat 27 of 29 Finals		
1	Talmadge, Matthew S	27 TOC 2:00.15
2	Gleason, Matt	25 NAM 2:00.00
3	Materniak, Eric R	25 BERK 1:58.90
4	Wrist, Andrew H	25 MVM 1:57.50
5	Vogel, Jake N	29 ASC 1:52.94
6	Birnbrich, Zachary T	25 NAM 1:55.69
7	Gonzales, Reese	25 UC33 1:57.80
8	Pryor, Michael	26 ARIZ 1:59.59
9	Knittle, Derek	26 ARIZ 2:00.00
Heat 28 of 29 Finals		
3	Osborne, Jonathan	23 MVN 2:25.00
4	Neild, Chad A	20 GBM 2:20.15
5	Pusateri, Jonathan E	21 TCAS 2:13.00
6	Anderson, Jordan K	18 PSM 2:13.78
7	Rodriguez Martinez, Adrian M	23 UC38 2:21.45
Heat 29 of 29 Finals		
1	Arroyo, Sito A	23 UC12 2:12.93
2	Tang, Jordan G	23 SMM 2:12.22
3	Monahan, Sean P	24 SFTL 2:06.32
4	McNeese, Cody N	19 GCUC 2:05.97
5	Shu, Jack	24 ARMS 2:05.55
6	Thomas, Michael R	24 TAM 2:05.93
7	Gavigan, Devon	21 SBM 2:06.00
8	Foreman, Aaron	24 PACM 2:10.00
9	Birnbrich, Hayden	24 NAM 2:12.45

#14 Women 200 Yard IM				
Lane	Name	Age	Team	Seed Time
Heat 1 of 19 Finals				
1	Dibley, Allison M	55	WCM	3:40.56
2	McNamara, Kathleen A	57	USF	3:05.51
3	Rokich, Karen A	58	ANBM	2:59.16
4	Gettelfinger, Cheryl M	59	INDY	3:00.34
5	Fox, Christina M	56	OREG	3:07.00
6	Mc Partland, Peg K	75	MAM	4:00.00
7	Meyers, Susan L	75	UC14	3:29.00
8	Miller, Jan	78	ARIZ	4:34.15
9	Lund, Lynne H	76	SUSA	3:48.52
Heat 2 of 19 Finals				
1	Weinberg, Wendy	71	PSCM	4:06.24
2	Hill, Marcia M	72	WCM	3:55.00
3	Barnea, Daniela	73	STAN	3:40.20
4	St. Germain, Patricia J	74	FACT	3:48.55
5	Scott, Stephanie I	70	WCM	3:58.00
6	Ellis, Cathie	65	SDSM	4:18.15
7	Speer, Pam	65	ARIZ	3:40.09
8	Tyler, A Susan	68	SNM	3:45.29
9	Hirakawa, Diane M	68	SDSM	4:30.00
Heat 3 of 19 Finals				
1	Young, Lydia L	68	CMS	3:39.54
2	Lyman, Carolyn B	66	UTAH	3:18.39
3	Gettling, Janet	68	OREG	3:05.09
4	Petrini, Linda H	65	CARS	2:58.00
5	Davis, Charlotte M	67	PSM	2:35.18
6	Lewis, Kathleen	65	TPIT	2:46.61
7	Hayes, Christie M	69	NEM	2:58.92
8	Alexander, Martha A	67	WCM	3:15.00
9	Fitzpatrick, Maureen	65	PBM	3:29.82
Heat 4 of 19 Finals				
2	Seaton, Jessica W	64	WH2O	3:12.00
3	Smith, Patty	64	SCAC	3:03.44
4	Wheeler, Barbara C	60	TAM	3:00.00
5	Knapp, Lo D	62	UTAH	2:35.00
6	Jaunzeme, Andra	64	SDSM	2:40.00
7	Haynie, Dee A	62	TOC	3:00.00
8	McTavish, Sandra E	62	SCCM	3:06.00
9	Osborne, Yolanda	62	MVN	4:39.34
Heat 5 of 19 Finals				
1	Van Cleave, Julie M	58	WMAC	2:57.26
2	Thayer, Marieke	55	SDSM	2:56.17
3	Jensen, Sue	56	NEM	2:49.21
4	Cook, Jenny L	59	UC06	2:30.46
5	Hernandez, Jill S	56	NSM	2:22.56
6	Block, Andrea J	55	IM	2:28.88
7	Nelson, Judy A	56	CMS	2:42.03
8	Cort, Hayley E	55	AGUA	2:50.47
9	Neville, Cathy V	59	SDSM	2:56.21

Heat 6 of 19 Finals			
1	McLean, Monica	41 TCC	3:10.00
2	Rees, Karla E	44 MVM	2:49.00
3	Lauzon, Chantal H	43 NOVA	2:43.92
4	York, Sandi	41 PSM	2:47.49
5	Ongert, Ann Michelle	42 WCM	3:00.38
6	Druffel, Allis A	53 ROSE	3:00.00
7	Phalen, Jennifer R	52 DAM	2:56.75
8	Kavalauskas, Alita	54 JAMM	2:57.90
Heat 7 of 19 Finals			
1	Dooley, Paula E	53 SLOM	2:51.77
2	Simpson, Lisa M	52 SDSM	2:49.02
3	Soraghan, Marilyn L	50 NEM	2:43.64
4	Linkletter, Chris R	51 LAPS	2:43.10
5	Penney, Sandra	53 STAR	2:41.86
6	Daubersmith, Britta M	51 OREG	2:43.00
7	Quinn, Molly	50 SDSM	2:43.28
8	Russell, Jane E	53 DAM	2:45.91
9	Barry, Robin B	50 LVM	2:49.95
Heat 8 of 19 Finals			
1	Perry, Rebecca R	52 MAM	2:38.54
2	Weiderman, Jennifer	50 CVMM	2:34.56
3	Irish Bostic, Linda	53 PBM	2:30.83
4	Welting, Laureen K	51 TOC	2:29.44
5	Reynolds, Ellen M	52 SAWS	2:13.16
6	Ward, Lisa A	53 WCM	2:27.00
7	Simmons, Cheryl A	50 ROSE	2:30.16
8	Hudson, Nadean	50 VCM	2:34.27
9	Kupan, Cheryl A	52 SPM	2:38.08
Heat 9 of 19 Finals			
1	Pusch, Judy	47 ASC	3:30.00
2	Zawistoski, Lisa W	47 MVN	2:56.17
3	Seibert, Tracie	47 SNM	2:43.59
4	Farinas, Jennifer R	45 PSM	2:41.61
5	Reece, Margaret E	45 NSM	2:35.00
6	Le Febre, Karen J	49 WCM	2:35.30
7	Alling, Jennifer M	46 PSP	2:42.23
8	Haberstich, Carrie	45 IM	2:48.68
9	Asnault, Wendy	48 CHIC	2:57.90
Heat 10 of 19 Finals			
1	Olsen, Cat	47 RAM	2:31.19
2	Reiss, Natasha	47 WIND	2:29.99
3	Goodale, Rainy M	47 NEM	2:28.06
4	Cleven, Detra R	48 KAC	2:25.76
5	Hill, Laurel S	48 ARIZ	2:17.24
6	Hayes, Lisa C	45 WMAC	2:24.45
7	Buzzelli, Tara A	48 YGF	2:26.70
8	Davidson, Michelle L	46 GSM	2:28.92
9	LeClair, Dale A	47 SPM	2:30.09
Heat 11 of 19 Finals			
1	Reece, Katherine F	41 NSM	2:40.45
2	Glidden, Brenda J	44 CONN	2:34.97
3	Shoemaker, Laura M	41 CMS	2:34.47
4	Pledger, Abby B	42 NBA	2:28.34
5	Plotz-Saribalas, Amy M	44 NAM	2:24.00
6	Santoro, Shelly P	40 LVM	2:24.93
7	Frawley, Tabitha S	43 SDSM	2:29.25
8	Dussliere, Julie F	44 JDAM	2:34.92
9	Maidenberg, Eve G	40 MAM	2:35.08

2017 Nationwide USMS Spring Nationals - 4/27/2017 to 4/30/2017

Riverside Aquatics Complex

Meet Program - Friday, April 28, 2017

Heat 12 (#14 Women 200 Yard IM)			Heat 17 of 19 Finals			Heat 4 of 61 Finals					
1	Dubuc, Nicole D	38 ROSE	3:40.00	1	Gaudinier, Lindsay E	27 WCM	2:20.66	1	Owens, Robert A	70 VCM	1:06.50
2	Belluomini, Melanie C	39 DAM	2:55.85	2	Espino, Veronica A	27 SDSM	2:20.00	2	Andersen, Peter	73 SDSM	1:02.49
3	Barbosa, Tatiana B	37 SFTL	2:37.61	3	Walgamott, Annie	28 TMAT	2:19.87	3	Elder, James E	73 TOC	1:00.00
4	Andrus, Megan M	35 LVM	2:36.66	4	Bolin, Ashley E	27 WMAC	2:18.15	4	McPherson, Andrew M	70 DAM	59.23
5	Hitch, Susan	38 LVM	2:35.90	5	Anderson, Katrina	25 ROSE	2:14.99	5	Abrahams, Richard T	72 CMS	56.87
6	Metz, Amanda	36 OREG	2:36.91	6	Beck, Spindrift S	26 SCAQ	2:15.00	6	Quiggin, David	72 PBM	58.24
7	Rueda, Marcela	35 SRM	2:40.00	7	Bethel, Lesley Y	27 SBM	2:18.84	7	DeLacy, James R	70 WCM	59.29
8	McCabe, Erin	37 ROSE	3:06.64	8	Burmood, Erica A	25 WIND	2:20.00	8	Abbott, William A	70 CMS	1:02.20
9	Kim, Eileen J	25 SLOM	2:45.71	9	Sciaccia, Krysten M	29 BCTM	2:20.47	9	Novell, Ken	74 VMST	1:06.04
Heat 13 of 19 Finals			Heat 18 of 19 Finals			Heat 5 of 61 Finals					
1	Vesler, Ruth	39 SDSM	2:35.49	1	Curran, Caitie B	29 GAJA	2:13.88	2	Akbar, Clyde	69 SFTL	2:08.69
2	Ferries, Jenny	35 PSM	2:30.23	2	Brennan, Dannica B	26 LVM	2:12.01	3	Beguhl, Philip C	65 SBM	1:29.81
3	Schultz, Karen E	37 SBM	2:29.99	3	Ripley, Rachel A	26 NYAC	2:10.22	4	Beuttenmuller, David J	66 PBM	1:09.00
4	Carlson, Jennifer M	37 RMST	2:28.55	4	Randolph, Courtney M	25 UMAC	2:08.10	5	Peters, Earl C	65 ARIZ	1:06.44
5	Hardin, Meghan S	35 NBA	2:25.21	5	Herrmann, Danielle M	29 CLOV	1:58.75	6	Farmer, Michael W	69 ROSE	1:06.54
6	Anderson, Charis H	38 TXLA	2:25.27	6	Yamauchi, Penelope R	27 MEMO	2:07.00	7	Schroeder, Bruce E	65 SUSA	1:16.68
7	Plezia, Colleen A	36 SDSM	2:29.78	7	Roberts, Elizabeth T	29 CER	2:08.21	8	Tucker, William E	68 NBA	1:32.00
8	Lawrence, Laura A	37 WCM	2:30.10	8	Colwill, Chelsea N	28 SPM	2:12.00	Heat 6 of 61 Finals			
9	Stich, Chris S	39 WMAC	2:35.00	9	Naish, Lyndsay	28 FMT	2:12.63	1	Hellwig, Christian P	68 TSUN	1:05.85
Heat 14 of 19 Finals			Heat 19 of 19 Finals			Heat 7 of 61 Finals					
1	Keeler, Susan E	38 WCM	2:24.34	1	DeLong, Jackie R	22 PSM	2:45.78	2	Stretch, James J	65 PSM	1:04.31
2	Downing, Jennifer	38 NEM	2:23.35	2	Fittipaldi, Carolyn A	23 MINN	2:30.50	3	Stoner, Jon	65 ARIZ	1:02.76
3	Rohr, Meredith B	35 MVM	2:21.92	3	Vint, Karina M	24 LAPS	2:28.99	4	Duffield, Harry G	66 SDSM	1:01.99
4	Moro, Erin C	38 PALM	2:17.57	4	Leake, Mackenzie M	23 STAN	2:10.46	5	Hayes, William B	65 PSM	1:01.52
5	Schneider, Lindsey W	35 NAM	2:13.00	5	Reading, Mariah E	23 SBM	2:20.77	6	Alderson, Tom R	65 MAM	1:01.97
6	Linke, Lyndsey M	36 CMS	2:15.01	6	Sargent, Paris A	19 GCUC	2:29.74	7	Ludwig, Terry	66 ARIZ	1:02.71
7	Lee, Jodi L	39 CMS	2:20.63	7	Deardorff, Emily K	19 PSM	2:36.03	8	Green, Dick	65 SRM	1:03.30
8	Lloyd, Allison	36 IM	2:22.96	8	Pope, Emma	18 CWST	3:00.00	9	Aakhus, Gregory P	66 MVN	1:05.10
9	Jones, Sophie	35 UC33	2:24.17	#15 Men 100 Yard Freestyle			Heat 8 of 61 Finals				
Heat 15 of 19 Finals			Lane	Name	Age	Team	Seed Time	1	Wright, Larry E	68 OREG	1:01.25
1	Jensen, Amy M	30 ROSE	3:18.27	Heat 1 of 61 Finals			2	Wilder, Hugh	69 UC48	58.57	
2	Bagley, Blair A	33 SDM	2:40.00	3	Butler, Walter R	85 LVM	1:50.00	3	Whatley, Thomas W	65 MELO	57.54
3	Leeming, Lindsey A	32 LVM	2:30.68	4	Hubbard, Donald J	89 SDSM	1:48.00	4	Gruber, Glenn A	67 VCM	55.42
4	Parker, Emily S	31 SDSM	2:20.46	5	Beach, Robert E	86 SPM	1:50.00	5	Holt, Tate	65 TAM	55.00
5	Heidinger, Anna M	32 CMS	2:08.64	6	Sears, Robert L	90 ARIZ	2:15.46	6	Wilson, Robert H	65 CAQM	55.29
6	Hibbard, Kate	32 LVM	2:15.00	Heat 2 of 61 Finals			7	Childs, Lee	68 PBM	56.00	
7	McGraill, Crystie	32 GBM	2:27.55	1	Braly, Mark	81 DAM	2:13.89	8	Yocom, Douglas N	65 ARIZ	58.50
8	Tieman, Heather	33 WCM	2:35.00	2	Charlton, Allan	80 MICH	1:21.00	9	Foote, John T	66 TAM	59.50
9	Stengel, Julia P	31 ROSE	2:46.67	3	Worth, Al	81 ARIZ	1:13.26	Heat 9 of 61 Finals			
Heat 16 of 19 Finals			4	Farrell, Jeff	80 SBM	1:17.94	1	Szuskiewicz, Paul	63 RAA	1:47.00	
1	Larriva, Anapau	26 CVMM	2:45.00	5	Morner, Stan F	82 WCM	1:45.80	2	Heins, Barry	60 RGSC	1:14.30
2	Gableman, Andrea	25 WMAC	2:35.00	6	Krueger, James	78 TAM	1:20.00	3	Gosha, Joseph D	63 ARIZ	1:12.50
3	Colavito, Shannon J	29 LVM	2:27.66	7	McKinney, Kenneth O	78 ARIZ	1:12.82	4	Swenor, Gary D	62 DAM	1:08.91
4	Tonelli, Marlena L	28 SBM	2:27.48	8	Fisher, Philip A	77 PBM	1:17.49	5	Cox, David A	62 TMAT	1:08.18
5	Webb, Brittany	27 NAM	2:26.00	9	Wickens, Patrick	76 LAPS	1:20.00	6	Wing, Luman R	60 SDSM	1:10.00
6	Abrams, Stacy A	29 TXLA	2:27.42	Heat 3 of 61 Finals			7	Shaw, William E	60 ARIZ	1:13.75	
7	Avrea, Mikayla	28 VCM	2:27.66	1	Cutliff, Norman J	73 TAOS	1:48.32	8	Harberts, Harry S	60 SDSM	1:19.00
8	Lovell, Brianna M	26 UC12	2:29.81	2	Owens, David	72 UC06	1:34.05	Heat 10 of 61 Finals			
9	Hank, Stephanie N	27 LVM	2:39.00	3	Noxon, Ward	72 FIG	1:12.00	1	Morrison, Jeffrey W	62 CMS	1:07.51
				4	Olson, Robert H	72 WCM	1:08.20	2	Hillegonds, Michael	60 ELG	1:03.50
				5	Ennis, Richard C	72 RAMS	1:07.00	3	Sterne, Erik A	64 ROSE	1:03.04
				6	Gleser, Robert A	71 CMS	1:08.00	4	Robert, David W	61 BAM	1:02.70
				7	Stitt, John H	70 ELG	1:11.86	5	Willer, Steven R	63 ARIZ	1:02.03
				8	Freeman, Frank B	71 CVMM	1:12.46	6	Wang, Ke	60 ARIZ	1:02.30
				9	Devennish, Edward B	72 NAM	1:42.09	7	Hitch, Walter D	64 ROSE	1:03.00
								8	Vogel, Matthew M	62 IM	1:03.13
								9	Jones, Eric	63 LAPS	1:04.50

2017 Nationwide USMS Spring Nationals - 4/27/2017 to 4/30/2017

Riverside Aquatics Complex

Meet Program - Friday, April 28, 2017

Heat 10 (#15 Men 100 Yard Freestyle)			Heat 16 of 61 Finals			Heat 22 of 61 Finals					
1	Crist, Bruce C	60 SAWS	1:01.44	1	Madden, Mark Y	56 GRA	1:00.09	1	Anderle, Scott T	52 GRA	1:08.00
2	Kennedy, Bob L	62 CRUZ	1:01.22	2	Sternberg, Scott D	59 ROSE	59.69	2	Colety, Brian	50 NBA	1:05.00
3	Rieger, Carl W	60 UC33	1:00.95	3	Burke, Tom J	58 UC42	59.64	3	Smith, Stuart B	51 TMAT	1:01.43
4	Weber, Gregory J	63 NOVA	1:00.47	4	Dozier, Earl E	59 MVN	59.07	4	Schultz, Richard J	50 GBM	59.58
5	Woodruff, David L	60 DAM	1:00.40	5	Peterson, Marlow D	56 MVN	59.00	5	Jung, Gregory A	54 TCC	59.22
6	Throne, William C	60 VMST	1:00.41	6	Roth, Richard M	58 SDSM	59.00	6	Sweeney, Richard J	52 ROSE	59.30
7	Glenn, Tim P	61 STAN	1:00.51	7	Fisher, Dennis E	57 NAM	59.10	7	Hilger, Eric M	50 ROSE	1:01.13
8	Foreaker, Don	64 SRM	1:01.00	8	Clabaugh, Rene J	57 SCSC	59.67	8	Petersen, Mick S	50 GRA	1:03.12
9	Peyton, Mike W	61 OREG	1:01.43	9	Kelley, Kevin R	55 O*H*	59.92	9	Keen, John M	53 COOG	1:05.54
Heat 11 of 61 Finals			Heat 17 of 61 Finals			Heat 23 of 61 Finals					
1	Ellis, Michael S	62 ARIZ	1:00.04	1	Munson, Fred R	58 SYSM	59.00	1	Perry, Lyndon	53 MOVY	58.89
2	Lund, Sam	60 HSAM	59.89	2	Vargas, Daniel	56 ARIZ	58.56	2	Goode, John J	50 MVM	58.85
3	Myrick, Darrell A	60 CTSM	59.33	3	Kruger, Mark	55 NOVA	58.11	3	Woudwijk, Rik	51 LAPS	58.80
4	Buckley, Mark	63 CVMM	58.99	4	Carter, Donald R	58 SDSM	58.00	4	Bathey, Tony E	53 WIND	58.49
5	Wyson, Joseph A	60 LVM	58.77	5	Alfaro, Rafael	57 AQUA	57.36	5	Ewing, Michael	50 MINN	58.26
6	Kahn, Stuart L	63 DAM	58.80	6	McCrillis, John D	55 SNM	57.80	6	Moulton, Matthew J	51 RGSC	58.39
7	Spellberg, Geoff	61 NBA	59.00	7	Pettibone, Chip	55 SRM	58.00	7	Henricks, Ed P	54 SNM	58.50
8	Scheff, Jonathan	64 WIND	59.80	8	Ericson, Jon C	56 1776	58.31	8	Camacho, Raymond E	52 MSCM	58.85
9	Magiera, Joseph S	60 UC21	59.90	9	Arenz, Thomas W	59 CONN	59.00	9	Bress, Robert C	53 SBM	58.86
Heat 12 of 61 Finals			Heat 18 of 61 Finals			Heat 24 of 61 Finals					
1	Knisely, Bill S	60 GCPS	58.57	1	Pombo, Diego	55 GWSC	57.09	1	Cardey, Mike G	54 TCAM	58.07
2	O'Brien, Kerry L	60 WCM	57.77	2	Pfaltzgraff, Mark	55 WMAC	57.00	2	Bridges, Patrick D	50 SCAQ	58.00
3	Keeney, Mike	62 SDSM	57.30	3	Fremont, Robert	58 WIND	56.40	3	Franke, Randy	51 WIND	57.72
4	Mench, Lee E	64 SDSM	57.00	4	Gilberg, Steve	55 IM	56.01	4	Lileikis, Joseph G	54 OCMT	57.59
5	Meek, Greg	60 RIDG	55.88	5	Woods, Thomas B	55 SDM	55.47	5	Cienega, Julio	50 ROSE	57.09
6	Heath, Robert H	60 MAM	56.00	6	Merrill, Nick C	59 IM	55.71	6	Fasnacht, Ron J	54 HNAQ	57.50
7	Doyle, Patrick K	62 MMM	57.19	7	Callahan, Jim	59 NAM	56.34	7	McCarthy, John W	51 LNRS	57.63
8	Hildebrandt, David C	62 GAJA	57.68	8	Menefee, Bruce	58 GRA	56.72	8	Skelly, Drew K	50 GRA	57.99
9	Nolte, Christopher C	60 CMS	57.99	9	Thornton, Cooper	55 CTM	57.00	9	Wilson, Todd	52 SRM	58.02
Heat 13 of 61 Finals			Heat 19 of 61 Finals			Heat 25 of 61 Finals					
1	Hercher, Heinz	60 TCC	55.60	1	Oliveira, Leonidas L	56 COMP	55.40	1	Sutton, Andrew D	54 NOVA	57.01
2	Fochios, Dean T	63 WMAC	54.70	2	Washburne, Brent C	55 OREG	55.09	2	Golden, Spencer J	52 NOVA	56.76
3	Stinchcombe, Maxwell B	60 TXLA	53.80	3	Shannahan, Matt D	55 SAWS	55.05	3	Hahn, Darek L	50 JAM	56.26
4	Steynberg, Andre P	60 SFTL	53.28	4	Berryhill, Keith	57 WHA	54.41	4	Tullman, Robert M	53 SPM	56.00
5	Stephenson, Dan	60 ROSE	52.06	5	Welchel, David	55 LIB	53.75	5	Bolduc, John A	51 SDSM	55.70
6	Abbott, Rick E	62 AKMS	52.52	6	Richardson, Terry	56 ARIZ	54.10	6	Cleaver, Oliver	54 SAWS	55.75
7	Reed, Clay F	60 CRUZ	53.50	7	Wilson, Kurt E	57 CRUZ	54.90	7	Young, Greg	50 IM	56.00
8	Blatt, Michael J	61 VCM	54.10	8	Keighley, Tim D	55 QSS	55.09	8	Patrick, Eric	50 NEM	56.50
9	Marble, Kevin J	60 VCM	55.54	9	Myers, Ross	57 DAMM	55.38	9	Kaplan, Keith S	50 WH2O	56.91
Heat 14 of 61 Finals			Heat 20 of 61 Finals			Heat 26 of 61 Finals					
2	Mitchell, Robert E	58 LVM	1:09.85	1	Cutting, Steve	59 TVM	53.75	1	Barker, Douglas C	54 MVN	55.09
3	Campbell, Frank E	58 ROSE	1:07.19	2	Colbeck, Pete L	55 PSM	52.80	2	Hagen, Dean C	54 ARIZ	54.77
4	Rowland, Jim	56 LIB	1:04.50	3	Dyer, Andy	58 AWJ	52.33	3	Sarrazaadeh, David A	51 USF	54.55
5	Heimerdinger, Charles B	56 SNM	1:03.25	4	Lum, Bryant J	55 VCM	52.10	4	Woolard, Woody	53 UC33	54.00
6	Jurist, David	57 WIND	1:03.40	5	Steinhafel, Mark J	56 WMAC	51.01	5	Stahl, Stephen A	52 WCM	53.33
7	Melody, Kevin M	57 GWSC	1:06.47	6	Carter, Paul V	59 TOC	52.00	6	Biegel, Mark G	51 MMAC	53.70
8	Harmon, Mark J	58 PSP	1:09.33	7	Scott, Greg C	57 CMS	52.20	7	Ehrenberger, Dennis K	52 UC38	54.36
Heat 15 of 61 Finals			Heat 21 of 61 Finals			Heat 27 of 61 Finals					
1	Stickney, Bingham	55 SDSM	1:03.00	1	Drewes, Frank C	47 DASC	1:27.85	1	Wright, David	54 UC33	54.00
2	Wrabley, Matt	55 GRA	1:00.45	2	Oaten, Stewart R	46 USF	1:20.00	2	Wright, David	54 UC33	54.00
3	Burr, Chuck	59 RIDG	1:00.40	3	Gray, Darren	48 PSM	1:05.66	3	Wright, David	54 UC33	54.00
4	Mahaffey, Don	56 COOG	1:00.28	4	Martz, Adam J	46 SFTL	1:08.45	4	Wright, David	54 UC33	54.00
5	Garcia, Raul (Gus) A	57 RW	1:00.20	5	Brown, Matt	46 GRA	1:20.08	5	Wright, David	54 UC33	54.00
6	Sheahan, Dan	59 VMST	1:00.23	6	McMillan, Bret M	50 MVM	2:00.00	6	Wright, David	54 UC33	54.00
7	Michaels, Charles F	58 MOST	1:00.40	7	Haberstich, Brian	50 IM	1:08.50	7	Wright, David	54 UC33	54.00
8	Serbia, George W	56 NOVA	1:00.40	8	Jauch, Peter	52 LVM	1:11.41	8	Wright, David	54 UC33	54.00
9	Campbell, Chris	56 MVM	1:00.49					9	Wright, David	54 UC33	54.00

2017 Nationwide USMS Spring Nationals - 4/27/2017 to 4/30/2017

Riverside Aquatics Complex

Meet Program - Friday, April 28, 2017

Heat 27 (#15 Men 100 Yard Freestyle)

1 Ekman, Evan F	52 NCMS	53.02
2 Strate, Brian D	50 SDSM	52.90
3 Fulbeck, Kip	52 SBM	52.00
4 Peschel, Keith D	51 SMST	51.67
5 Maughan, Calvin L	52 SFTL	51.50
6 Ponthier, Chuck	54 LAPS	51.50
7 Adair, Scott L	53 CVMM	52.00
8 Sfingi, John A	53 SAWS	52.20
9 Moran, Marty	50 MINN	52.90

Heat 28 of 61 Finals

1 Bergen, Bert	50 UC38	51.49
2 Nygren, Mats O	50 PSM	51.04
3 Segal, William N	52 JAM	50.70
4 Hiltabiddle, Steve	50 NITR	49.25
5 Sims, David E	54 IM	48.00
6 Unruh, Steven L	50 NITR	48.57
7 Harris, Gregory	53 VMST	49.96
8 Bennett, Dennis	51 IAMA	50.72
9 Oliva, Stepan	50 WIN	51.30

Heat 29 of 61 Finals

1 Kolb, Matthew D	46 RAA	1:05.24
2 Heath, Lee	49 GRA	1:02.00
3 Del Villar, Felipe	48 NOVA	58.33
4 Schreiber, Tim	45 ARIZ	57.02
5 Hartman, Todd C	49 CTSM	56.96
6 Castro, Sal	46 LKWD	56.99
7 Hilton, Robert	48 ROCH	57.70
8 Pinedo, Alex E	49 MVN	59.00
9 McPeak, Charles	46 SPP	1:05.00

Heat 30 of 61 Finals

1 Wilhelm, John R	49 NAM	56.94
2 Broadhurst, Jay B	48 BUMM	56.90
3 Paxton, Sean C	48 ROSE	56.78
4 Belnap, Mark	47 UTAH	55.78
5 Virkus, Todd	45 PSK	55.52
6 Kingdon, Andrew T	48 UC33	55.73
7 Chung, John W	46 VCM	56.58
8 O'Donnell, Chris	46 BUMM	56.90
9 Kaloust, Scott W	47 RAA	56.91

Heat 31 of 61 Finals

1 O'Donnell, James A	49 BUMM	55.50
2 Bunch, Brian R	49 UC38	55.22
3 Roddy, Thomas P	49 ROSE	55.00
4 Young, Michel F	46 VCM	55.00
5 Rudolph, Daniel A	45 L4S	54.76
6 Herman, Eric C	45 SPM	54.98
7 Caruso, Brett A	45 LASC	55.00
8 McCormick, Darren C	47 TCC	55.22
9 Adams, Scott G	47 UC04	55.36

Heat 32 of 61 Finals

1 Wood, Brent	47 PSK	54.70
2 Jones, Kenton R	49 SDSM	54.54
3 Timko, Kevin A	47 RAA	54.50
4 Gershel, Marc S	45 NYCH	54.13
5 Rozow, Stephen	48 SDSM	53.71
6 Sullivan, Anthony J	48 SPM	54.00
7 Hooper, James C	45 UBC	54.32
8 Tessin, Christopher D	46 PBM	54.50
9 Smith, Bryan E	49 PSM	54.61

Heat 33 of 61 Finals

1 Banbury, James S	47 UC38	53.56
2 Rosinski, Thomas J	47 CMS	53.50
3 Vocke, Joe	46 NAM	53.30
4 Hanson, Max L	49 PSM	52.70
5 Beatty, Ted	46 TCC	52.50
6 Moreno, David	47 CTM	52.57
7 Dickson, Kurt F	49 ARIZ	52.85
8 Gunnell, Steve	46 MVN	53.44
9 Tallman, Gerry L	49 SBM	53.50

Heat 34 of 61 Finals

1 Mitchell, Jeffrey A	48 MVN	52.00
2 Nelson, Kirk	46 PSM	51.49
3 Kruger, Harald	49 SFTL	51.28
4 Lindstrom, Par	46 CVMM	51.00
5 McQuet, Rick	48 SAWS	50.71
6 Boshoff, Nick	48 LVM	50.85
7 Sumner, David M	46 MVN	51.15
8 McClung, Paton M	47 WIND	51.47
9 Kitzman, Scott A	47 PBM	51.64

Heat 35 of 61 Finals

1 Lindahl, Lennart	47 PBM	50.44
2 Power, Michael L	49 SBM	50.02
3 Hobson, Chip L	49 SNM	49.78
4 Cox, Mark	49 NITR	49.20
5 Baleka, Siphwe K	46 MOVY	47.69
6 Dreitzler, Todd M	47 PSCM	48.94
7 Beach, Christopher E	47 PBM	49.34
8 Wegner, Dan	45 LVM	50.00
9 Kanner, Joey	47 PALM	50.30

Heat 36 of 61 Finals

2 Seyedgavadi, Bobak	37 CTSM	1:10.00
3 Elving, Michael	38 LVM	1:04.00
4 Weiner, David	37 IM	1:04.45
5 Timman, Paul P	44 GRA	1:26.00
6 James, Marty H	44 TXLA	1:04.00
7 Sima, Jon	41 MVN	1:17.00

Heat 37 of 61 Finals

1 Reason, Matt	43 GRA	1:01.00
2 Blackway, Derek W	41 ROSE	59.88
3 Yu, Kent	41 SCAQ	59.00
4 Krum, Eric	41 CMS	58.43
5 Kim, Steve	40 GRA	56.54
6 Palmer, Kent A	44 GRA	57.58
7 Miller, Brian A	44 RIDG	58.47
8 Cloitre, Christophe	42 GBM	59.27
9 Nguyen, Andrew	43 NOVA	1:00.00

Heat 38 of 61 Finals

1 Soule, Ben T	43 HSAM	56.45
2 Crooks, Alex	41 OREG	56.40
3 Whear, Steven C	43 TMAT	56.30
4 Chapman, Michael C	40 VCM	56.00
5 Hughes, Dawson	40 SYSM	55.99
6 Kurr, Kyle R	44 MVN	56.00
7 Seeley, Victor A	43 SFGG	56.02
8 Crawford, Ricky D	41 GRA	56.39
9 Wen, Patrick J	44 WCM	56.40

Heat 39 of 61 Finals

1 Mastracchio, Dominic R	42 RICE	55.26
2 Stamenovic, Ivan	40 LRC	55.00
3 Samaddar, Robin K	43 UC48	54.78
4 Foster, Ryan F	41 WIND	54.50
5 Kohlbecker, Mitchell A	42 LVM	53.95
6 Courtney, Chris	44 PSCM	54.41
7 Andrin, Milan	41 NAM	54.50
8 Passos, Andre	43 ROSE	54.99
9 Ray, Brennan	42 RIO	55.01

Heat 40 of 61 Finals

1 Batzofin, Craig	42 BCTM	53.84
2 Samaddar, Kris K	43 UC48	53.45
3 Mills, Jamie	40 LIB	53.14
4 Fairon, Marc	43 STR	52.90
5 Glass, Mark W	42 NTXL	52.50
6 Ciburowski, Chris W	44 NOVA	52.50
7 Stockwell, Zach	42 CRUZ	53.00
8 Harbourt, Cliff J	44 CRUZ	53.44
9 McKinley, Ryan M	41 NAM	53.50

Heat 41 of 61 Finals

1 Prem, Adam J	40 DDP	52.28
2 Rietema, Brad	40 MICH	52.00
3 Karren, Kelly S	43 CVMM	51.48
4 Iglesias, Rodrigo J	41 WIND	51.00
5 Valle, Marc A	43 ARIZ	50.77
6 Briseno, Osiris	41 NAM	50.92
7 Delgado, Roberto E	42 NOVA	51.00
8 Mountantonakis, Stavros	40 AGUA	52.00
9 Counts, Chris	41 LVM	52.07

Heat 42 of 61 Finals

1 Christopher, Chad M	41 UC33	50.50
2 O'Sullivan, Chris	42 CMS	49.50
3 Commings, Jeff P	43 ARIZ	48.74
4 Fletcher, Van	41 NCMS	48.05
5 Jacobson, Brian L	43 MINN	46.20
6 Eisenhuth, Matthew S	43 CMS	47.70
7 Wanie, Lee G	43 TOC	48.50
8 Cole, David C	41 CRUZ	49.49
9 Secor, Don	42 IM	50.14

2017 Nationwide USMS Spring Nationals - 4/27/2017 to 4/30/2017

Riverside Aquatics Complex

Meet Program - Friday, April 28, 2017

Heat 43 (#15 Men 100 Yard Freestyle)			Heat 48 of 61 Finals			Heat 53 of 61 Finals					
1	Goudge, Ryan F	37 IM	1:01.00	1	Abernathy, Timothy A	26 CMS	1:05.49	1	Boyer, Kaleb D	29 WCM	54.00
2	Williamson, Colin A	37 SBM	55.85	2	Grant, Daniel	26 WH2O	1:00.00	2	Hall, Richard L	27 LVM	53.46
3	Uskert, Derek C	37 UCLA	55.50	3	Divilbiss, Zachary	28 UC31	58.89	3	Stephenson, Brady	25 UC14	52.96
4	Popko, David A	39 RAA	54.90	4	Miess, David	28 GRA	1:00.00	4	Plaga, Jack	25 ROSE	52.00
5	Loder, Scott	36 PBM	54.67	5	Sanchez, Ralph	26 ROSE	1:00.00	5	Campbell, Alexander E	25 GRA	52.00
6	Barbini, Matthew G	35 CMS	54.75	6	Stephenson, Scott	32 ROSE	59.75	6	Sprinkle, Baden P	29 UC36	52.00
7	Stanton, Jeremiah	36 RGSC	55.23	7	Galasso, Mike A	30 DDP	56.05	7	Stryker, Samuel	26 WH2O	52.49
8	Plezia, Michael J	39 SDSM	55.56	8	Roth, Christopher M	32 GRA	59.00	8	Cook, Jacob	29 GRA	53.00
9	Yu, Peter T	39 NOVA	57.36	9	Freeman, Michael P	30 SNM	59.76	9	Castro, Daniel	26 ROSE	53.74
Heat 44 of 61 Finals			Heat 49 of 61 Finals			Heat 54 of 61 Finals					
1	Baldwin, Geoffrey	37 SDSM	54.57	1	Law, David	31 RAMS	55.46	1	Kaiser, Carl J	29 WMAC	51.90
2	Godor, Frank	38 ROSE	54.54	2	Hochstrasser, James B	32 GRA	55.00	2	Sagginario, Joseph	28 OWST	51.45
3	Dailey, Erik W	37 ROSE	54.38	3	Bauzon, Jaszver C	32 BCTM	54.62	3	Windle, Zachary	25 ARIZ	50.63
4	Stanton, Wright	37 RGSC	53.61	4	Wilson, Todd M	31 PBM	53.71	4	Croft, Lance C	29 UC14	50.07
5	Konetzki, Alexander	35 IM	53.32	5	Fischer, Richie L	34 WMAC	52.84	5	Compton, Taylor I	28 LAS	49.94
6	Denny, Michael S	38 CVMM	53.53	6	Hassan Hegab, Mohamed AL	30 AHL	53.00	6	Ferrif, Nick L	28 TOC	49.99
7	Dingeldein, George E	35 OREG	53.99	7	Whitaker, Timothy L	31 MVN	54.02	7	Kang, Christopher	28 GRA	50.45
8	Cole, John S	35 KATS	54.52	8	Dening, Wesley W	33 SCAQ	54.79	8	Fiamengo, Vince	25 LAPS	51.00
9	Rosenfeld, Ken S	36 UC33	54.55	9	Oloughlin, Jonathan	33 UMAC	55.01	9	Hubbard, Garrett M	25 MVN	51.90
Heat 45 of 61 Finals			Heat 50 of 61 Finals			Heat 55 of 61 Finals					
1	Ford, Peter	37 PVS	53.20	1	Eckert, Jonathan	30 SYSM	52.82	1	Albu, Phil	25 MINN	49.82
2	Bolen, Tyler	35 UC38	52.95	2	Gertenbach, Randy D	34 ARIZ	52.00	2	Scheid, Trevor	27 TOC	49.11
3	Francis, Tyler M	36 ARIZ	52.19	3	Lehmann, Karl M	31 SMS	51.21	3	Neuwirth, Jamie	29 TOC	49.00
4	Tobler, Nathan	37 RIO	51.90	4	Mullen, Andrew A	30 SBSM	49.98	4	Sauter, Trace U	28 NCMS	48.76
5	Erdos, Jonathan	36 ASC	51.59	5	Trafton, Adam J	30 WMAC	49.69	5	Murray, Matthew R	25 TOC	48.15
6	Rokosz, Peter	35 MMA	51.62	6	Burris, William G	34 WIND	49.92	6	Koon, Nolan	26 TOC	48.22
7	Thomas, Steven M	39 LVM	52.00	7	Ellam, Bryant F	34 MICH	49.99	7	Birnbrich, Andrew	27 NAM	49.00
8	Strahota, Jeffrey R	36 UMAC	52.25	8	Anderson, Joseph M	32 MINN	51.86	8	Yan, Hank	28 TOC	49.00
9	Steffl, Mark A	38 HNAQ	53.00	9	Powers, Brandon L	33 NOVA	52.10	9	Packer, Christopher B	26 TOC	49.50
Heat 46 of 61 Finals			Heat 51 of 61 Finals			Heat 56 of 61 Finals					
1	Upper, Ryan	37 UC13	51.48	1	Smith, Ben	30 DKTA	49.65	1	Kirkpatrick, Adrian W	28 ARIZ	48.01
2	Dellagala, Michael	39 NYAC	51.00	2	Rapp, Larry J	32 SMS	49.09	2	Destree, Nathan M	25 MICH	47.68
3	Sabala, Michael C	36 CHEL	50.17	3	Demand, Andrew K	34 ASC	49.05	3	Vogel, Jake N	29 ASC	47.19
4	Holsman, Trent T	36 TOC	49.80	4	Wang, Timothy J	34 TOC	48.94	4	Schweitzer, Paul-Marc	25 NYAC	45.51
5	Gaines, Billy	36 LVM	49.00	5	Hicks, Jeff	34 DDP	48.09	5	Colupaev, Dimitri	27 GRA	44.10
6	Counts, Glenn M	39 LVM	49.15	6	Hansen, Scott	34 BCTM	48.51	6	Owen, Cameron	27 BC	44.18
7	Jap, Peter S	38 NAM	50.00	7	Zimarev, Yury	30 MPNY	49.00	7	Grosser, Jacob	28 CMS	46.63
8	White, John J	39 SFTL	50.24	8	Mendoza, Jon	34 ROSE	49.07	8	Malasky, Martin E	28 TOC	47.41
9	Hwang, Wayne	39 NOVA	51.02	9	Brumberg, Eric	32 NYCH	49.11	9	Wang, Jackson Z	29 TOC	48.00
Heat 47 of 61 Finals			Heat 52 of 61 Finals			Heat 57 of 61 Finals					
1	Lovett, Michael	39 1693	49.00	1	Newmann, Scott	33 SDSM	48.01	2	Tonellato, Michael	20 CWST	1:07.00
2	Jackson, Randy A	35 LVM	48.51	2	Davydotchkin, Philipp A	30 UC45	47.52	3	Cardoso Lara, Daniel E	18 GCUC	58.00
3	Messmer, Matt	36 MELO	48.25	3	Marshall, Matthew T	34 TOC	46.50	4	Falcon, Ryan	20 TSTT	55.99
4	Parkins, David G	38 WMAC	47.01	4	Meyer, Geoffrey A	34 DDP	45.89	5	Patterson, Zach C	19 GCUC	54.80
5	Marshall, Mario L	35 GRA	45.24	5	Burnett, Simon A	34 ROSE	44.25	6	Pierce, Jonathan T	23 LAPS	55.56
6	Vanderkaay, Christian	35 MICH	46.86	6	Lawler, James	34 NYAC	45.50	7	Bradbury, Wyatt E	22 UMAC	56.38
7	Lotano, Daniel	36 PBM	47.55	7	Alexandrov, Mike	32 GRA	45.90	8	Schmidt, Conor B	21 CWST	58.86
8	Babcock, Andrew	39 WMAC	48.31	8	Talbott, Christopher J	30 TOC	47.50	Heat 58 of 61 Finals			
9	Wood, Andrew T	39 GRA	48.99	9	Elser, Bryce A	31 CMS	47.94	1	Potter-Clark, Rahevin S	22 OREG	54.12
								2	Smith, Quinten S	21 TMAT	53.78
								3	Dole, Cameron F	19 DKTA	53.75
								4	Aakhus, Mackenzie A	23 MVN	53.50
								5	Peralta, Daniel C	20 MVN	53.00
								6	Lindsay, Kyle W	24 GRA	53.45
								7	Atwood, Justin T	23 PSM	53.53
								8	Lee, Nathaniel T	18 GCUC	53.75
								9	Kinne, Luke	19 CWST	54.11

2017 Nationwide USMS Spring Nationals - 4/27/2017 to 4/30/2017

Riverside Aquatics Complex

Meet Program - Friday, April 28, 2017

Heat 59 (#15 Men 100 Yard Freestyle)				Heat 3 of 41 Finals				Heat 9 of 41 Finals				
1	Richardson, Paul R	19 NEM	53.00	1	Burns, Suzi M	70 UC12	1:41.14	1	Marshfield, Ann K	58 O*H*	1:18.58	
2	McNeese, Cody N	19 GCUC	52.90	2	Conboy, Pam	71 LVM	1:35.00	2	Fox, Christina M	56 OREG	1:15.60	
3	Olden, Jaegger M	24 CWST	52.19	3	Caso, Susie A	70 MAM	1:33.67	3	Tomlin, Julie B	58 RGSC	1:13.22	
4	Hill, Taylor E	23 DAM	52.13	4	Hill, Marcia M	72 WCM	1:27.00	4	Gonorazky Banchik, Adriana	56 LVM	1:10.66	
5	Millard, Jelani	23 LTMM	51.58	5	Dillon, Sally A	70 PSM	1:18.00	5	Shaffer, Jill M	55 VCM	1:10.17	
6	Birnbrich, Luke	20 NAM	51.79	6	Smith, Diane G	72 CVMM	1:22.73	6	Hofmann, Jean M	59 ARIZ	1:10.42	
7	Phillips, Luke W	24 PSCM	52.17	7	Shockro, Ellen K	74 ROSE	1:31.16	7	Coleman, Lisa A	55 FIG	1:10.66	
8	Koons, Andrew	24 L4S	52.76	8	Anziano, Marcia	72 CMS	1:34.28	8	McBroom, Rena C	57 RGSC	1:15.39	
9	Abrams, Austin S	23 SBM	53.00	9	Westergaard, Leslie M	74 DAM	1:35.90	9	McFarland, Cestjon	56 PSM	1:18.18	
Heat 60 of 61 Finals				Heat 4 of 41 Finals				Heat 10 of 41 Finals				
1	Chang, Darwin C	20 SBM	51.00	2	Bixler, Jan	67 NAM	1:39.45	1	Lepinski, Cokie	57 NUTS	1:10.00	
2	May, Alexander M	23 DAM	50.55	3	Coholan, Annette M	69 RHMS	1:25.85	2	Saul-Zachau, Joanne	58 LVM	1:08.30	
3	Pehrson, Josh S	20 PSM	50.30	4	Collins, Susan M	67 WCM	1:22.96	3	Rafkin, Louise	58 UC38	1:07.36	
4	Anderson, Eric L	19 LVM	50.00	5	Reid, Colleen G	67 HIMA	1:23.12	4	Neville, Cathy V	59 SDSM	1:05.60	
5	MacLurg, Josh	18 CWST	49.00	6	Stengel, Alta F	66 SDSM	1:27.31	5	Stokes, Karin E	56 NEM	1:04.66	
6	MacKay, Ian D	24 TOC	50.00	7	Weston, Susan E	66 SDSM	2:18.00	6	Moore, Dede G	57 LAPS	1:04.80	
7	Walker, Brandon C	21 DGO	50.11	Heat 5 of 41 Finals				7	McNamara, Kathleen A	57 USF	1:07.02	
8	Alfonso, Alex I	23 NAM	50.50	1	Stockwell, Teddy	68 PALM	1:20.80	8	Snelling, Libby Roberts	57 MM	1:08.18	
9	Tang, Jordan G	23 SMM	50.98	2	Shoenberger, Linda R	69 TAM	1:17.14	9	Miller, Patricia M	56 VMST	1:09.90	
Heat 61 of 61 Finals				3	Altman, Christie	67 ARIZ	1:10.17	Heat 11 of 41 Finals				
1	Jenny, Frederick	23 NAM	49.00	4	Miller, Celeste	67 SNM	1:10.00	1	Gardner, Deborah S	57 ARIZ	1:03.48	
2	Porrizzo, Ralph J	24 ROSE	48.34	5	Val, Laura B	65 TAM	1:02.00	2	Johnston, Blossom P	57 SAWS	1:03.03	
3	Davis, Cole W	24 TOC	47.50	6	Preissler, Stella	68 PSM	1:05.01	3	Nelson, Judy A	56 CMS	1:02.19	
4	Norman, Jon L	24 NOVA	47.00	7	Shaps, Ruth Y	69 MAM	1:10.15	4	Mareb, Karen M	58 NEM	1:01.51	
5	Garnier, Jeff	23 CMS	45.50	8	Guthrie, Sally K	67 SMST	1:11.87	5	Moss, Pam Henry	55 CONN	1:01.41	
6	James, Brandon	20 WCM	45.88	9	Whalen, Katharine	68 LNRS	1:20.06	6	Cotton, Suzy L	57 CMS	1:01.50	
7	Spitz, Jacob E	22 UC43	47.29	Heat 6 of 41 Finals				7	Joyce, Martha O	57 TAM	1:02.00	
8	Elwahab, Mahmoud	24 SDSM	48.00	2	Houk, Carol L	63 FIG	1:34.37	8	Meyer, Marguerite	58 TOC	1:03.00	
9	Barcinas, Ken A	24 PSCM	48.90	3	Moak, Mary N	60 PBM	1:18.06	9	Plevich, Beth	55 TXLA	1:03.30	
#16 Women 100 Yard Freestyle				4	Cunningham, Martha C	60 SAWS	1:14.74	Heat 12 of 41 Finals				
Lane	Name	Age	Team	Seed Time	5	Jirak, Edie	61 SDSM	1:17.00	1	Faurot, Michelle A	56 SNM	1:01.30
Heat 1 of 41 Finals				6	Appel, Pamela J	60 WCM	1:25.05	2	Garnier, Kathy L	56 CMS	59.89	
2	Balding, Dolores F	74 ARIZ	1:49.18	7	Hughes, Kathleen	61 EQX	1:36.36	3	Wenzel, Chris	57 PBM	59.55	
3	Manheim, Lucy M	74 RMST	1:41.51	Heat 7 of 41 Finals				4	Treible Slaton, Kathy	55 PBM	58.00	
4	Caldwell, Carol A	70 LVM	1:49.00	1	Duggan, Terese E	60 LVM	1:14.61	5	Pipes, Karlyn A	55 PBM	56.72	
5	Ricketts, Mary Pat	74 NAM	1:53.89	2	Kay, Mary-Chris	63 MICH	1:12.67	6	Jones, Eney	56 PBM	57.88	
6	Soiberg, Sallie	85 LVM	2:28.00	3	Boscacci, Elizabeth H	61 SBM	1:12.00	7	Granger, Traci S	59 LAPS	59.00	
7	Kornfeld, Maurine E	95 ROSE	2:34.33	4	Gutierrez, Charlotte D	64 SBM	1:12.00	8	Andrus-Hughes, Karen	59 OREG	59.80	
8	Stone, Marjorie	93 GCPS	2:32.72	5	Klatzkin, Amy	61 USF	1:09.15	9	Ganze, Cathy	59 SDSM	1:00.35	
Heat 2 of 41 Finals				6	Reynaud, Caroline L	64 FIG	1:10.00	Heat 13 of 41 Finals				
1	Harden, Gaile	77 ARIZ	3:14.12	7	Dougherty, Mindy M	64 MVN	1:12.00	1	Asta, Lisa M	51 WCM	1:38.61	
2	Caron, Aagje A	75 GBM	1:35.58	8	Sprouse, Cecily	60 DAM	1:12.58	2	Freeman, Caroline P	54 ROSE	1:26.24	
3	Case, Mary Ann	77 ARIZ	1:27.82	9	Newacheck, Pamela K	61 WCM	1:14.60	3	Walsh, Jane E	50 GRA	1:22.50	
4	Ridout, Nancy J	75 TAM	1:17.54	Heat 8 of 41 Finals				4	Nelson, Carol L	51 KM	1:14.95	
5	Mc Partland, Peg K	75 MAM	1:33.00	1	Eisenman, Judy A	63 TAM	1:08.99	5	Rinehardt, Nicole	53 UC33	1:10.09	
6	Densmore, Ann	75 NEM	1:41.95	2	Glassman, Debbie A	63 PSM	1:07.90	6	Howell, Sharon S	54 RAM	1:19.44	
7	Bolanos-Moore, Barbara A	83 SUSA	2:02.16	3	Belote Ripley, Melissa	60 RIO	1:05.34	7	Velez Nieto, Espana	53 RAA	1:26.00	
8	Gregoire, Eugenia	81 UC33	1:59.48	4	Grilli, Tracy L	60 NEM	1:02.71	8	Freitas, Siobhan S	50 RAA	1:35.84	
9	Bensu, Janet L	84 USF	2:03.46	5	Hibben, Veronica	60 UCLA	59.11	Heat 14 of 41 Finals				
				6	Hirsty, Jacki	64 UC33	1:02.01	1	Loomis, Caroline	53 DAM	1:08.46	
				7	Canale, Michele	62 WIND	1:04.00	2	Simons, Linda J	51 CTM	1:07.16	
				8	Rosener, Karen K	63 CMS	1:05.90	3	Keighley, Carole L	53 QSS	1:06.89	
				9	Meteyer, Beverly B	63 LVM	1:08.00	4	Linkletter, Chris R	51 LAPS	1:06.50	
								5	Hammond, Christine	53 GRA	1:06.13	
								6	Dorman, Gwen	54 USF	1:06.26	
								7	Nystrom, Ingrid	51 RGSC	1:06.57	
								8	Cushman, Susan	54 LVM	1:06.96	
								9	Taylor, Catherine W	54 WCM	1:07.48	

2017 Nationwide USMS Spring Nationals - 4/27/2017 to 4/30/2017

Riverside Aquatics Complex

Meet Program - Friday, April 28, 2017

Heat 15 (#16 Women 100 Yard Freestyle)			Heat 21 of 41 Finals			Heat 27 of 41 Finals					
1	Lewis, Melissa D	51 NBA	1:05.83	1	Garland, Crystal	45 CMS	1:02.50	1	Giguere, Inna	38 GRA	2:30.00
2	Smith, Liesl G	52 IM	1:04.87	2	Going, Melissa	47 MVN	1:01.91	2	Walsworth, Alyssa S	33 MINN	1:08.16
3	Lein, Brenda S	52 NBA	1:04.40	3	Porter, Jo Ann	45 SNM	1:01.33	3	Mitchell, Rebecca M	34 MVN	1:05.00
4	Morris, Mary K	51 MINN	1:04.34	4	Leichter, Nancy L	46 ROSE	1:01.19	4	Soldati, Kelly L	33 NCMS	1:04.01
5	Dewey, Vicky S	54 WCM	1:03.50	5	Richardson, Kim G	48 CMS	1:00.88	5	Dubay, Abica	31 GRA	1:03.55
6	Dodd, Dina	53 NSMS	1:03.50	6	Batizy-Morley, Julianna	46 CMS	1:01.00	6	Rogers, Faryka	34 FIG	1:04.01
7	Butler, Debra L	53 CMS	1:04.35	7	Conti, Juliet	47 WM	1:01.31	7	Odonnell, Meghan	34 ROSE	1:07.47
8	Huettner, Heather L	51 MOVY	1:04.74	8	Gass, Melissa	49 NCMS	1:01.50	8	Upchurch, Michelle L	34 CHIC	1:10.57
9	Dooley, Paula E	53 SLOM	1:05.10	9	Bathey, Liane	49 WIND	1:02.33	9	Yoder, Janine M	32 KASC	2:12.01
Heat 16 of 41 Finals			Heat 22 of 41 Finals			Heat 28 of 41 Finals					
1	Tanase, Pamela J	50 SBM	1:02.90	1	Maynard, Lisa D	47 ARIZ	1:00.70	1	Baker, Laurel C	39 PSM	1:11.00
2	Petersen, Charlotte	52 SPM	1:01.10	2	Kjoller, Marcie J	48 SBM	59.00	2	Conway, Kieara A	38 AKMS	1:07.00
3	Birnbrich, Beth	53 NAM	1:01.00	3	LeClair, Dale A	47 SPM	57.68	3	Fischer, Christine	36 CMS	1:04.24
4	Rogers, Bonnie S	54 GWSC	59.95	4	Olson, Ashley C	45 CONN	57.24	4	Green, Brooke J	37 SBM	1:04.02
5	Schoenneman, Lisa L	54 CVMM	59.51	5	Gary, Kristin J	49 NYAC	55.49	5	Peckham, Katie E	37 FMT	1:03.50
6	Matena, Jana	54 MELO	59.83	6	Condor-Fisher, Sarah P	45 MACS	57.11	6	Chaney, Annie	38 FIG	1:03.77
7	Welting, Lauren K	51 TOC	1:00.69	7	Seavall, Kelly J	48 CMS	57.47	7	Thompson, Cooke	36 KATS	1:04.10
8	Salmi, Andrea L	52 NBA	1:01.01	8	Gellatly, Jill E	49 COOG	58.13	8	Sandner, Kathleen A	39 IM	1:04.56
9	Dore, Mary G	53 NCMS	1:01.19	9	McPherson, Chris A	49 ENSW	1:00.28	9	Pinto, Rachel R	39 SCAQ	1:07.40
Heat 17 of 41 Finals			Heat 23 of 41 Finals			Heat 29 of 41 Finals					
1	Finley, Ann	54 LAPS	59.25	3	Soto, Sandra M	42 CMS	1:17.48	1	Flesner, Brooke	37 NAM	1:02.00
2	Stiles, Jasmine	51 SDSM	59.07	4	Potter, Misty	42 TMAT	1:13.08	2	Lawrence, Laura A	37 WCM	1:00.44
3	Godges, Arlette A	52 CVMM	57.99	5	Gendler, Julie L	41 SAWS	1:06.79	3	Clendenin, Ashley E	36 SNM	59.98
4	Asch, Jill M	50 OREG	57.12	6	Tuttle-Best, Ann M	42 DASC	1:11.87	4	Ella, Ellen	39 PSM	59.18
5	Wager, Susan	51 NYAC	55.55	7	Parker, Amy P	40 ROSE	1:13.08	5	Gardner, Kristin E	37 TSTT	58.18
6	Sappey, Collette H	52 CMS	55.97	Heat 24 of 41 Finals			6	Carlson, Jennifer M	37 RMST	58.66	
7	Quick, Sarah E	53 NBA	57.74	1	O'Connell, Fontaine	42 CMS	1:06.61	7	Reeves, Tessa L	38 OREG	59.75
8	Cleavenger, Becky	53 CVMM	58.25	2	Kitt, Michelle A	42 POWM	1:05.52	8	Lee, Mary	35 LVM	1:00.00
9	Wilson, Jamie W	50 PALM	59.23	3	Hughes, Megan M	43 MINN	1:04.12	9	Gruenberg, Brigitta M	37 SAWS	1:01.15
Heat 18 of 41 Finals			4	Stewart, Tamie A	44 VCM	1:03.50	Heat 30 of 41 Finals				
3	Day, Sandi	48 GRA	1:49.35	5	Fradkin, Ana	43 SCAQ	1:02.81	1	Buskirk, Emily K	36 NBA	58.08
4	Beers, Kim	48 UC38	1:19.30	6	Wilson, Ann S	42 CRUZ	1:03.42	2	Congdon, Heather B	38 SFTL	57.54
5	Mickelson, Justina P	47 CMS	1:14.75	7	Reyes, Claire	40 DAMM	1:03.97	3	Linke, Lyndsey M	36 CMS	54.43
6	Hagstrom, Lisa	46 LNRS	1:18.75	8	Traudt, Tama	44 ASC	1:04.71	4	Richards, Ericka L	39 WCM	53.54
7	Doudikian-Scaff, Nayiri	46 ROSE	1:32.00	9	Kopp, Melanie A	41 NAM	1:06.20	5	Grier, Katie	38 1693	52.29
Heat 19 of 41 Finals			Heat 25 of 41 Finals			6	Chang, Gabrielle E	39 SBM	53.39		
1	Borton, Joan	47 ROSE	1:11.00	1	Wegner, Karin M	44 LVM	1:02.47	7	Grover, Mollie K	36 UMAC	53.55
2	Cortland, Renee	46 CONN	1:09.05	2	Maidenberg, Eve G	40 MAM	1:02.03	8	Rohr, Meredith B	35 MVM	56.83
3	Belsky, Marjorie E	46 LVM	1:07.10	3	Dunn, Sara	44 NCMS	1:01.43	9	Liberty, Laurel M	35 LIB	57.57
4	Williams, Christy	45 CMS	1:07.07	4	Valle, Valerie	40 ARIZ	1:01.00	Heat 31 of 41 Finals			
5	Smith, Staci R	47 TMAT	1:06.89	5	Kilburn Thomas, Erin	43 MMAC	1:00.01	1	Messick, Kathryn C	34 GWSC	1:03.50
6	Lemen, Sarah A	47 NAM	1:07.00	6	Walker, Heidi A	42 MVN	1:00.37	2	Twist, Christina L	30 ENSW	1:03.20
7	Larios de Rocha, Alicia	48 RAA	1:07.10	7	Sermek, Leila	41 UC38	1:01.00	3	Pacheco, Nicki	34 ARIZ	1:02.76
8	Winton, Georgette G	47 FIG	1:07.27	8	Dussliere, Julie F	44 JDAM	1:01.92	4	Braniecki, Ashley L	31 O*H*	1:02.50
9	Batcheller, Jennifer A	48 MVN	1:09.69	9	Lawrie, Dawn J	41 SNM	1:02.08	5	Van Erden, Jayme	31 RMST	1:01.50
Heat 20 of 41 Finals			Heat 26 of 41 Finals			6	Cush, Rachel	32 MICH	1:01.50		
1	Buteyn, Cindy D	49 WMAC	1:06.47	1	Perkins, Nicole	44 SBM	57.98	7	Colavito, Violet A	33 LVM	1:02.57
2	McAfee, Karolyn	49 CMS	1:05.74	2	Kerns, Laurie	40 SDSM	57.50	8	Quintos, Andrea E	33 VALM	1:02.85
3	Ladd, Laura M	49 ENSW	1:04.91	3	Kelsey, Jane M	41 NYAC	55.89	9	Browne, Julia	32 GRA	1:03.23
4	Farinas, Jennifer R	45 PSM	1:04.59	4	Schaetz, Trina R	44 WMAC	54.66				
5	Tate, Holly	49 TMAT	1:03.00	5	Lindauer, Kerry	42 NCMS	52.03				
6	Rakotz, Tara	49 SDSM	1:03.77	6	Glenn, Katie	40 STAN	52.51				
7	Pearson, Pamela J	49 UC33	1:04.67	7	Skinner, Sonja	40 OREG	55.19				
8	Winn, Kristen N	47 NOVA	1:05.50	8	Schwab, Katherine V	40 KENM	56.50				
9	Blankenship, Kristin M	48 ARIZ	1:05.96	9	Lee, Kristi D	41 SAWS	57.79				

2017 Nationwide USMS Spring Nationals - 4/27/2017 to 4/30/2017

Riverside Aquatics Complex

Meet Program - Friday, April 28, 2017

Heat 32 (#16 Women 100 Yard Freestyle)

1	Tiernan, Heather	33 WCM	1:00.41
2	Ryan, Aleah M	33 NOVA	59.75
3	Shipp, Rachel V	34 TOC	59.50
4	Bofinger, Sarah E	30 UC09	58.75
5	Bernal, Alison	33 SBM	58.01
6	Greene, Shannon E	31 1693	58.60
7	Togias, Anna	31 NOVA	58.84
8	Scaparra, Joan M	30 ASC	59.65
9	James, Jessica L	30 TSTT	59.92

Heat 33 of 41 Finals

1	Hibbard, Kate	32 LVM	58.00
2	Eads, Courtney D	30 TCC	57.29
3	Byron, Caroline	30 SDSM	54.90
4	Heidinger, Anna M	32 CMS	53.57
5	Hernandez, Sarah M	32 DAM	51.13
6	Ballenger, Marie A	30 TOC	51.28
7	Harrigan, Kelly M	32 MMAC	53.70
8	Cox, Allison L	32 PSM	56.50
9	Raffaelli, Cori P	33 VCM	58.00

Heat 34 of 41 Finals

3	Shadid, Carly	27 LVM	1:22.00
4	White, Kristin M	26 NCMS	1:10.17
5	Orozco, Felicia G	27 GRA	1:04.03
6	Adams, Veronica M	26 MVN	1:05.00
7	Johnson, Meaghan	28 ARIZ	1:11.99

Heat 35 of 41 Finals

1	MacDonald, Keely	27 WH2O	1:02.10
2	Avrea, Mikayla	28 VCM	1:01.87
3	Webb, Brittany	27 NAM	1:01.00
4	Balz, Marielle	25 AGUA	1:00.50
5	Adamy, Amy	26 MICH	59.01
6	Calvo, Morena I	29 UC38	59.96
7	Rauch, Megan K	27 LVM	1:00.91
8	Carey, Melissa	25 AGUA	1:01.85
9	Yuelys, Margarite	26 AGUA	1:01.87

Heat 36 of 41 Finals

1	Colavito, Shannon J	29 LVM	59.00
2	Chang, Grace O	26 BCTM	58.54
3	Jones, Shannon	27 CMS	57.99
4	Walgamott, Annie	28 TMAT	57.70
5	Gaudinier, Lindsay E	27 WCM	56.20
6	Meinholz, Ellen M	25 WMAC	56.50
7	Hall, Lindsay G	27 BCTM	57.80
8	Grainger, Lizz	26 GRA	58.15
9	Adams, Laura D	25 ROSE	58.99

Heat 37 of 41 Finals

1	Smrcina, Erica E	25 MESC	55.69
2	Raatz, Katherine	28 TOC	55.00
3	Akenberger, Jamie K	26 LVM	54.00
4	Colwill, Chelsea N	28 SPM	53.00
5	Delay, Sara E	26 WCM	51.06
6	Conrad, Kelley	27 HFS	51.28
7	Bambusch, Hailey	26 OREG	53.52
8	Frendreis, Lauren K	28 ROSE	54.03
9	Bolin, Ashley E	27 WMAC	55.00

Heat 38 of 41 Finals

1	Sprueill, Jennifer C	20 OREG	2:20.00
2	Hartenstein, Sarah E	22 GRA	1:25.00
3	Olden, Sarah E	23 CWST	1:13.04
4	Hernandez-Haddock, Brianna	18 GCUC	1:09.16
5	Halverson, Millie	20 CWST	1:08.97
6	Rivera, Brisia R	22 SPP	1:10.00
7	May, Caroline M	19 PSM	1:15.00
8	Adams, Megan K	23 RAA	1:30.00

Heat 39 of 41 Finals

1	Ben-Varon, Aliza R	20 PSM	1:08.21
2	Monsen, Allie	21 PSM	1:08.00
3	Tran, Shanta V	21 USF	1:04.00
4	Bailey, Brooke	19 CWST	1:02.89
5	Santa Maria, Molly	19 GCUC	1:02.53
6	Hoitt, Kristina M	24 SAWS	1:02.67
7	Bordenave, Brigitte E	20 HSAM	1:03.56
8	Segal, Rebecca M	18 JAM	1:07.70
9	Sare, Madelynn R	21 PSM	1:08.05

Heat 40 of 41 Finals

1	Vint, Karina M	24 LAPS	1:02.10
2	Bechtel, Christina G	23 TOC	1:01.99
3	Oei, Melissa	22 USF	1:00.00
4	Carroll, Julia M	24 DGO	59.18
5	Jones, Stephanie L	23 NAM	58.00
6	Pusateri, Rebekah A	19 PSM	58.78
7	Detka, Michelle A	22 ARIZ	59.75
8	Lamb, Mariah	20 GCUC	1:00.60
9	Arzave Trujillo, Melissa	22 HSAM	1:02.08

Heat 41 of 41 Finals

1	Sudarma, Tiffany C	22 TOC	57.00
2	Leigh, Rachel E	23 BAM1	57.00
3	Hoffman, Shekinah L	23 LVM	56.99
4	Murphy, Kathryn T	24 TOC	53.00
5	Woody, Julie J	23 CER	49.24
6	Yontz, Marissa G	23 WMAC	52.02
7	Stipe, Mikkell-Ane	24 TOC	55.00
8	Lakey, Taylor	24 SCAQ	57.00
9	Weinstein, Rachel	23 NOVA	57.00



**Colorado
TIME SYSTEMS®**

A PLAYCORE Company

COLORADO TIME SYSTEMS
APPLAUDS ALL OF THE ATHLETES
PARTICIPATING IN
THIS PRESTIGIOUS EVENT.

For over 40 years, Colorado Time Systems has provided premier athletic facilities with platinum quality timing, scoring, and display systems. Make the decision to join the 20,000+ satisfied customers who have chosen Colorado Time Systems.

Contact us today and take advantage of the exclusive discount offered to U.S. Masters Swimming members.

WWW.COLORADOTIME.COM | 800.279.0111



Colorado Time Systems is the
Official Timing Partner of U.S. Masters Swimming.

Day 3 – Saturday, April 29

Warm-up

6:30 a.m.-7:45 a.m.

Meet Start Time

8:00 a.m.

Men	Event	Women
	500 freestyle (women)	18
	30-minute warm-up in competition pool	
19	100 butterfly	20
21	200 breaststroke	22
23	100 individual medley	24
25	50 backstroke	26
27	200 medley relay	28
29	200 freestyle relay	30

Check-in Deadline for Day 3

The 500 Freestyle (Women) is a positive check-in event. Check-in may be done in person at the registration area or online at usms.org.

Sat., April 29	500 freestyle (women)	7 a.m.
----------------	-----------------------	--------

PLEASE NOTE:

If you do not check in by the deadline, you will not be seeded; there are no exceptions.

Entry Deadline for Day 4 (Sunday) Relays

Relays must be turned in at the relay desk.

Sat., April 29	200 medley relay (mixed)	3 p.m.
----------------	--------------------------	--------

dryrobe®



Photo courtesy of Sport Relief UK 2016

The warmest, most advanced change robe in the World.

Available in original short sleeve and long sleeve design.



ROYAL
LIFE SAVING
SOCIETY UK



visit our online store at www.dryrobe.com



@dryrobe

2017 Nationwide USMS Spring Nationals - 4/27/2017 to 4/30/2017

Riverside Aquatics Complex

Meet Program - Saturday, April 29, 2017

#18 Women 500 Yard Freestyle											
Name	Age	Team	Seed Time								
18-24				2	Gruenberg, Brigitta M	37 SAWS	5:28.36	18	Threatt, Wendy A	46 SDSM	6:24.00
1	Galinyte, Ieva	23 MVN	5:15.00	3	Schultz, Karen E	37 SBM	5:39.87	19	Bathey, Liane	49 WIND	6:26.26
2	Leake, Mackenzie M	23 STAN	5:22.25	4	Ella, Ellen	39 PSM	5:44.36	20	Mikels, Heather	48 GRA	6:35.88
3	Mathias, Gwendolyn	24 GRA	5:47.34	5	Giovanni, Melissa K	37 LVM	5:45.47	21	Asnault, Wendy	48 CHIC	6:55.09
4	DiCola, Katlin R	24 PKBM	5:52.44	6	Liberty, Laurel M	35 LIB	5:49.57	22	Feld, Karen A	49 SDSM	6:56.43
5	Kelley, Grace A	23 O*H*	5:59.68	7	Carlson, Jennifer M	37 RMST	5:49.95	23	Lemen, Sarah A	47 NAM	7:00.00
6	DeValk, Brittany L	20 CVMM	6:05.07	8	Congdon, Heather B	38 SFTL	5:51.38	24	Coupe, IngaLisa	47 LAPS	7:22.00
7	Arzave Trujillo, Melissa	22 HSAM	6:21.12	9	Reeves, Tessa L	38 OREG	5:59.90	25	Huang, Chi-Ying	45 ROSE	7:37.53
8	Walls, Lauren M	22 ROSE	6:45.50	10	Flesner, Brooke	37 NAM	6:01.00	26	Doudikian-Scaff, Nayiri	46 ROSE	8:01.06
9	Caulfield, Miranda	20 PSM	6:54.17	11	Willingham, Nicole E	35 RIDG	6:02.10	27	Mills, Tammy	48 MVN	10:00.00
10	Chimal, Andreina M	24 TSTT	7:01.00	12	Gardner, Kristin E	37 TSTT	6:10.00	50-54			
11	Curry, Linsey A	19 CWST	7:32.54	13	King, Rebecca L	36 SMS	6:10.50	1	Elias-Williams, Maria L	52 PALM	5:34.69
12	Toumayan, Meagan A	18 TSTT	7:49.17	14	Abell, Amanda K	35 CMS	6:10.62	2	Wager, Susan	51 NYAC	5:41.00
25-29				15	Turchin, Jennifer	36 LVM	6:14.00	3	Cleavenger, Becky	53 CVMM	5:45.37
1	Colwill, Chelsea N	28 SPM	5:00.09	16	Barbosa, Tatiana B	37 SFTL	6:20.00	4	Friedlander, Rebecca L	50 SNM	5:49.07
2	Randolph, Courtney M	25 UMAC	5:10.90	17	Hitch, Susan	38 LVM	6:30.00	5	Irish Bostic, Linda	53 PBM	5:50.35
3	Vint, Stephanie R	28 LAPS	5:25.16	18	Steiger, Betina	35 SAMO	8:00.00	6	Adams, Kari S	51 LVM	5:53.61
4	Gaudinier, Lindsay E	27 WCM	5:28.03	19	Starlight, April L	35 MEMO	8:03.00	7	Matena, Jana	54 MELO	5:53.73
5	Bolin, Ashley E	27 WMAC	5:30.00	20	Halford, Jennifer L	39 SOBA	8:19.99	8	Petersen, Charlotte	52 SPM	5:55.01
6	Grainger, Lizz	26 GRA	5:35.45	40-44				9	Birnbrich, Beth	53 NAM	5:56.00
7	Colavito, Shannon J	29 LVM	5:35.79	1	Kelsey, Jane M	41 NYAC	5:21.05	10	Dore, Mary G	53 NCMS	5:58.65
8	Sciaccia, Krysten M	29 BCTM	5:42.00	2	Lee, Kristi D	41 SAWS	5:30.21	11	Couch, Stephanie D	52 MELO	6:07.29
9	Adamy, Amy	26 MICH	5:49.30	3	Maidenberg, Eve G	40 MAM	5:47.33	12	Vanderpoel, Nicole L	52 CMS	6:12.61
10	Balz, Marielle	25 AGUA	5:50.00	4	Walker, Heidi A	42 MVN	5:55.77	13	Dorman, Gwen	54 USF	6:14.96
11	MacDonald, Keely	27 WH2O	5:50.00	5	McCarthy, Michelle C	41 WMAC	5:58.12	14	Salmi, Andrea L	52 NBA	6:18.40
12	Tonelli, Marlana L	28 SBM	5:50.41	6	Plotz-Saribalas, Amy M	44 NAM	5:59.99	15	Karlin, Olivia	53 WH2O	6:20.02
13	Mohn, Jennifer L	25 DAM	5:50.77	7	Sermek, Leila	41 UC38	6:00.00	16	Simons, Linda J	51 CTM	6:20.52
14	Gableman, Andrea	25 WMAC	5:53.00	8	Dussliere, Julie F	44 JDAM	6:10.77	17	Ashworth, Michelle P	53 LVM	6:21.00
15	Webb, Brittany	27 NAM	5:57.00	9	Valle, Valerie	40 ARIZ	6:15.00	18	Phalen, Jennifer R	52 DAM	6:29.64
16	Lovell, Brianna M	26 UC12	5:57.33	10	Reece, Katherine F	41 NSM	6:15.81	19	Huettner, Heather L	51 MOVY	6:29.68
17	Rauch, Megan K	27 LVM	5:57.95	11	Stewart, Tamie A	44 VCM	6:15.97	20	Rinehart, Susan F	52 ROSE	6:30.00
18	Vayda, Shannon E	28 ALEX	6:38.99	12	Martinez, Heather J	40 NSM	6:16.66	21	Barry, Robin B	50 LVM	6:38.58
19	Carey, Melissa	25 AGUA	6:40.40	13	Hodges, Lesley	41 LVM	6:19.97	22	Capen, Tasha	50 MELO	6:45.00
20	Yuelys, Margarite	26 AGUA	6:45.00	14	Wegner, Karin M	44 LVM	6:22.58	23	Pasterczyk, Christine	50 NEM	6:49.15
21	Lorion, Marisa L	27 WH2O	7:03.48	15	Gendler, Julie L	41 SAWS	6:27.82	24	Butler, Debra L	53 CMS	6:54.72
30-34				16	O'Connell, Fontaine	42 CMS	6:28.58	25	Steidle, Gwynne A	54 MVN	7:15.94
1	Parker, Emily S	31 SDSM	5:18.44	17	McCay-Smith, Kirsten R	44 CMS	6:39.90	26	Cushman, Susan	54 LVM	7:20.00
2	Holman, Mary E	30 CMS	5:20.49	18	Shikiya-Pascucci, Julie	42 GRA	6:45.26	27	Edge, Marci J	53 GRA	7:23.00
3	Holman, Sara E	30 CMS	5:20.51	19	Soto, Sandra M	42 CMS	7:27.56	28	Latt, Mel J	53 CVMM	8:00.00
4	Cox, Allison L	32 PSM	5:25.98	20	Mallen, Christy L	40 GRA	7:30.00	29	Toumayan, Colleen	51 TSTT	8:17.38
5	Greene, Shannon E	31 1693	5:28.53	21	Sega, Ally	44 CONN	7:34.93	30	Tucker-Georges, Tracy M	52 TSTT	9:58.73
6	Raffaelli, Cori P	33 VCM	5:30.00	22	Volz, Kristin R	43 SFTL	8:35.97	31	Ekizian, Maria	50 ROSE	10:00.00
7	James, Jessica L	30 TSTT	5:34.23	45-49				32	Bogue, Sherri L	53 SPM	10:54.27
8	Bernal, Alison	33 SBM	5:41.50	1	Gellatly, Jill E	49 COOG	5:29.86	55-59			
9	Shipp, Rachel V	34 TOC	6:00.50	2	Paddock, Nina S	45 ROSE	5:40.19	1	O'Grady, Kim	55 ROSE	4:34.90
10	Braniecki, Ashley L	31 O*H*	6:04.16	3	Williams, Susan R	47 CMS	5:45.00	2	Jones, Eney	56 PBM	5:20.55
11	Twist, Christina L	30 ENSW	6:10.58	4	LeClair, Dale A	47 SPM	5:45.91	3	Hernandez, Jill S	56 NSM	5:30.15
12	VonJentzen, Emily	34 KATS	6:14.03	5	Reiss, Natasha	47 WIND	5:46.70	4	Block, Andrea J	55 IM	5:38.63
13	Schultz, Kelly	31 TXLA	6:15.07	6	Olson, Ashley C	45 CONN	5:48.37	5	Klestinec, Robin L	55 NAM	5:50.77
14	Stengel, Julia P	31 ROSE	6:15.82	7	Texel, Paula M	46 SPM	5:49.43	6	Nelson, Judy A	56 CMS	5:55.57
15	Mollenhauer, Dianna L	32 MINN	6:36.35	8	Richardson, Kim G	48 CMS	5:53.59	7	Garnier, Kathy L	56 CMS	5:59.00
16	Mitchell, Rebecca M	34 MVN	6:40.00	9	Keenan-Boline, Jill E	48 ROSE	5:55.05	8	Brown, Denise H	57 MICH	6:01.90
17	Viers, Audrey	33 MVN	6:55.79	10	North, Nancy A	48 SDSM	5:59.50	9	Plevich, Beth	55 TXLA	6:03.30
18	Jensen, Amy M	30 ROSE	7:30.00	11	Jensen, Lauren E	49 WMAC	6:02.72	10	Moss, Pam Henry	55 CONN	6:04.33
19	Kysh, Lynn	34 TSTT	10:30.00	12	Koehler, Deanna C	47 CVMM	6:10.99	11	De Groot-Hedlin, Catherine I	57 WIND	6:08.26
35-39				13	Sheaks, Heidi I	47 GRA	6:18.99	12	Meyer, Marguerite	58 TOC	6:10.00
1	Williams, Melinda B	35 NEM	5:26.58	14	Sorensen, Susan	48 SNM	6:19.00	13	Turner, Sarah	55 SDSM	6:15.00
				15	Blankenship, Kristin M	48 ARIZ	6:21.45	14	Stokes, Karin E	56 NEM	6:26.68
				16	McAfee, Carolyn	49 CMS	6:23.66	15	Ellington, Cheri	59 GRA	6:30.00
				17	Martinez, Edna	46 SDSM	6:24.00	16	Mann, Nathalie S	56 O2	6:30.05



FOR THE LOVE OF SWIMMING...

They say home is where the heart is. Your heart belongs to swimming, so wouldn't you like to bring swimming home?

Endless Pools makes it possible.

Our compact pools install easily indoors or out, and our unrivaled swim current adjusts to your pace – from warm-ups to race speed.

You'll love the crystal clear water, so easy to maintain and always set to your ideal temperature.

For fun, for fitness, for the love of swimming, bring an Endless Pool to your home.

Endless Pools is a proud sponsor of US Masters Swimming.



**Request your Free
Idea Kit today.**

www.endlesspools.com

**Questions? Call us at
800-732-8660 ext. 6713**



2017 Nationwide USMS Spring Nationals - 4/27/2017 to 4/30/2017

Riverside Aquatics Complex

Meet Program - Saturday, April 29, 2017

55-59...(#18 Women 500 Yard Freestyle)			8 Ricketts, Mary Pat	74 NAM	11:22.89	Heat 6 of 39 Finals		
17 Miller, Patricia M	56 VMST	6:30.37	9 Dillon Stewart, Jane E	74 WMAC	12:00.56	1 Wiseley, Dale R	64 ARIZ	1:07.10
18 Henson, Janice	57 LVM	6:32.00	75-79			2 Patocchi, Robert J	61 CMAM	1:07.00
19 Wilson, Carol W	59 MVN	6:37.36	1 Caron, Aagje A	75 GBM	8:30.46	3 Kemp, James E	61 STAN	1:06.00
20 Saul-Zachau, Joanne	58 LVM	6:37.98	2 Ridout, Nancy J	75 TAM	8:30.50	4 Mench, Lee E	64 SDSM	1:04.00
21 Dolan LaMar, Diana	59 SDSM	6:40.38	3 Easton, Luise E	78 O*H*	10:07.49	5 Stinchcombe, Maxwell B	60 TXLA	1:03.90
22 Shaffer, Jill M	55 VCM	6:40.54	4 Harden, Gaile	77 ARIZ	17:35.31	6 Smith, Darrell J	60 MINN	1:03.90
23 Gettelfinger, Cheryl M	59 INDY	6:41.48	80-84			7 Freeman, Stephan J	61 SPM	1:04.07
24 Stokols, Niki F	59 CVMM	6:42.07	1 Bensu, Janet L	84 USF	11:43.57	8 Spellberg, Geoff	61 NBA	1:06.50
25 Gonorazky Banchik, Adriana	56 LVM	6:42.08	2 Bolanos-Moore, Barbara A	83 SUSA	12:30.09	9 Heyes, Greg W	62 LAPS	1:07.00
26 Snelling, Libby Roberts	57 MM	6:42.08	95-99			Heat 7 of 39 Finals		
27 Hofmann, Jean M	59 ARIZ	7:11.74	1 Kornfeld, Maurine E	95 ROSE	13:47.58	1 Lamour, Didier B	60 MINN	1:03.30
28 Powers, Patricia F	59 LBG	7:22.12	#19 Men 100 Yard Butterfly			2 Hildebrandt, David C	62 GAJA	1:01.48
29 Palis, Regina A	55 MYST	8:13.72	Lane Name Age Team Seed Time					
60-64			Heat 1 of 39 Finals			3 Lindstedt, David P	61 LAPS	1:00.57
1 Warmuth, Stacey S	60 VCM	5:47.38	4 Stacey, John E	71 ROSE	2:00.00	4 Reed, Clay F	60 CRUZ	58.20
2 Knapp, Lo D	62 UTAH	6:05.00	5 Mitchell, Tom	84 SDSM	2:12.00	5 Sauer, Jim	60 TXLA	57.00
3 Grilli, Tracy L	60 NEM	6:05.54	6 Morner, Stan F	82 WCM	2:46.82	6 Graham, Donald	62 PSM	58.08
4 Canale, Michele	62 WIND	6:13.24	Heat 2 of 39 Finals			7 Steynberg, Andre P	60 SFTL	1:00.21
5 Helmrich, Susan P	61 LNRS	6:26.80	2 King, Edward V	65 TOC	1:25.00	8 O'Brien, Kerry L	60 WCM	1:01.00
6 Hirsty, Jacki	64 UC33	6:30.01	3 Rosen, Robert A	67 CVMM	1:18.00	9 Edwards, Kenneth S	62 WCM	1:02.52
7 Ciraulo, Christie	63 UCLA	6:30.06	4 Fine, Gary M	66 MINN	1:23.18	Heat 8 of 39 Finals		
8 Finch, Merry B	62 YCMS	6:30.97	5 Wiener, Neal T	72 WH2O	1:38.30	2 Hayward, David S	56 NOVA	1:45.00
9 Kessinger, Katy L	62 UTAH	6:36.28	6 Christopher, Robert B	70 UC33	1:59.00	3 Crowe, Kevin J	55 SCAQ	1:10.00
10 Edwards, Polly	62 PBM	6:40.50	7 Stone, Robert S	75 LVM	2:00.10	4 Clabaugh, Rene J	57 SCSC	1:08.32
11 Gutierrez, Charlotte D	64 SBM	6:42.00	8 Bergman, John	75 MINN	1:29.00	5 Brown, Phil	56 NEM	1:09.12
12 Haynie, Dee A	62 TOC	6:45.00	9 Hale, Art	75 MVN	2:56.89	6 Keating, David F	55 GRA	1:25.00
13 Eisenman, Judy A	63 TAM	6:50.63	Heat 3 of 39 Finals			7 Johnston, Steven A	50 SDSM	1:11.00
14 Duggan, Terese E	60 LVM	7:11.41	1 Ide, Yutaka	70 PSCM	1:35.17	8 Clepper, Al	53 SDSM	1:45.00
15 Seaton, Jessica W	64 WH2O	7:18.00	2 Shaffer, Craig A	70 ARIZ	1:29.00	Heat 9 of 39 Finals		
16 Willard, Mimi	63 NUTS	7:18.42	3 Meyerhoff, Rick	70 TAM	1:15.00	1 Campbell, Chris	56 MVM	1:07.68
17 Benjamin, Marcia S	60 MEMO	7:30.00	4 McPherson, Andrew M	70 DAM	1:07.86	2 Jaffee, Laurence T	56 LVM	1:07.23
18 Blatt, Cindy S	63 VCM	7:30.25	5 Abrahams, Richard T	72 CMS	1:05.00	3 Ellis, Joel	59 UC44	1:06.70
19 McClean, Karen L	61 ARIZ	7:36.46	6 Burns, Richard	73 TAM	1:07.50	4 Kruger, Mark	55 NOVA	1:06.45
20 Boscacci, Elizabeth H	61 SBM	7:40.00	7 Abbott, William A	70 CMS	1:14.30	5 Vargas, Daniel	56 ARIZ	1:05.30
21 Goldfarb, Amy	62 RGSC	7:57.00	8 Osborne, Oz	71 ELG	1:26.93	6 Moore, Robert B	56 PSM	1:06.22
22 Bonis, Susan	63 WMAC	8:04.24	9 Langendoen, Gary	71 ROSE	1:35.00	7 Amick, Jim	55 RIDG	1:06.61
23 Schneider, Mary P	64 WMAC	8:50.30	Heat 4 of 39 Finals			8 Griffin, Jim	59 1693	1:06.97
24 McConica, Michelle M	60 VCM	9:17.00	1 Roman, Francisco	65 ACCV	1:15.89	9 Burr, Chuck	59 RIDG	1:07.50
65-69			Heat 5 of 39 Finals			Heat 10 of 39 Finals		
1 Miller, Celeste	67 SNM	6:40.00	2 Wright, Larry E	68 OREG	1:12.50	1 Nelson, Kurt D	57 CMS	1:04.50
2 Petri, Linda H	65 CARS	6:46.00	3 Yocom, Douglas N	65 ARIZ	1:10.00	2 Morales, John R	59 SRM	1:03.55
3 Lyman, Carolyn B	66 UTAH	7:18.51	4 Gruber, Glenn A	67 VCM	1:08.11	3 Fisher, Dennis E	57 NAM	1:02.50
4 Grams, Anne P	69 4SWM	7:18.78	5 Childs, Lee	68 PBM	1:05.00	4 Richardson, Terry	56 ARIZ	1:01.20
5 Wright, Jill M	66 SAWS	7:19.03	6 Van Nort, Steven J	65 LAPS	1:07.11	5 Grisa, Thomas M	55 WMAC	1:00.60
6 Shoenberger, Linda R	69 TAM	7:20.60	7 Bernard, Alan D	67 TAM	1:08.57	6 Gilberg, Steve	55 IM	1:00.97
7 Stengel, Alta F	66 SDSM	7:50.29	8 Johnson, Clifford H	65 SNM	1:10.00	7 Keighley, Tim D	55 QSS	1:02.27
8 Gillies, Judy L	69 ARIZ	7:52.03	9 Alderson, Tom R	65 MAM	1:12.54	8 Weissert, Toby	58 NOVA	1:03.00
9 Reid, Colleen G	67 HIMA	7:53.60	Heat 6 of 39 Finals			9 Uchiyama, Winston S	59 ROSE	1:04.00
10 DeVennish, Elaine H	68 NAM	8:15.66	1 Cox, David A	62 TMAT	1:28.26	Heat 11 of 39 Finals		
11 Coholan, Annette M	69 RHMS	8:25.94	2 Willer, Steven R	63 ARIZ	1:15.00	1 Aubrey, Michael	56 PBM	1:00.01
12 Peck, Kathi	67 PBM	8:28.10	3 Phipps, Tom	63 OREG	1:10.91	2 Evans, Mark E	59 DAM	59.50
13 Chattaway, Michele J	65 PBM	9:43.72	4 Nolte, Christopher C	60 CMS	1:09.99	3 Komissarov, Andrey A	56 SDSM	59.08
70-74			5 Heather, Michael R	62 MVN	1:07.21	4 Johnson, Eric A	56 REDT	56.29
1 Christensen, Mary Lee	71 SDSM	7:25.07	6 Hercher, Heinz	60 TCC	1:09.00	5 Carter, Paul V	59 TOC	54.00
2 Scott, Stephanie I	70 WCM	8:20.00	7 Sterne, Erik A	64 ROSE	1:10.77	6 Kone, Bruce C	59 RICE	55.63
3 Anziano, Marcia	72 CMS	8:24.02	8 Hale, Dave	61 SRM	1:11.11	7 Kelca, Brian E	56 LAPS	56.87
4 Tyler, Sarah L	72 SNM	9:00.00	9 Kennedy, William A	61 LBSU	1:19.92	8 Colbeck, Pete L	55 PSM	59.50
5 Barnea, Daniela	73 STAN	9:00.00						
6 Shockro, Ellen K	74 ROSE	9:09.26						
7 Conboy, Pam	71 LVM	11:00.00						

MALLORY WEGGEMANN • PARALYMPIC GOLD MEDALIST

affordable.
fast.
fun.



FUSE
PERFORMANCE TECHNICAL RACING SUIT

The Fuse performance technical suit is affordable, fast and fun. The resilient properties of the fabric ensure a comfortable fit and reduce drag. The suit is designed to provide flexible compression without limiting range of motion. The Fuse provides UVA/UVB protection and is available in two fresh colors, caribbean and slate. Designed in California at the FINIS Stroke Lab.



To learn more, contact your local dealer,
or visit FINISinc.com

FINIS[®]
simplify swimming

2017 Nationwide USMS Spring Nationals - 4/27/2017 to 4/30/2017

Riverside Aquatics Complex

Meet Program - Saturday, April 29, 2017

Heat 12 (#19 Men 100 Yard Butterfly)			Heat 18 of 39 Finals			Heat 24 of 39 Finals		
1	Moulton, Matthew J	51 RGSC 1:10.00	1	Tallman, Gerry L	49 SBM 58.25	1	Durieux, Chad A	37 ROSE 1:01.41
2	Coates, Ed M	51 TXLA 1:07.01	2	Lindhahl, Lennart	47 PBM 57.47	2	Loder, Scott	36 PBM 1:00.72
3	Golden, Spencer J	52 NOVA 1:05.00	3	Keller, Matt	47 IM 56.22	3	Upper, Ryan	37 UC13 1:00.51
4	Camacho, Raymond E	52 MSCM 1:04.75	4	DeSouza, Jose C	45 ROSE 55.00	4	Yu, Peter T	39 NOVA 59.66
5	Kim, Danny	53 MICH 1:04.50	5	Wharton, Dave L	47 NAM 54.69	5	Dingeldein, Douglas S	38 MSMA 58.47
6	Baker, John	54 SMM 1:04.60	6	Sumner, David M	46 MVN 54.95	6	Granados, James P	35 GRA 58.50
7	Podmajersky, Tom E	53 NOVA 1:04.76	7	Magee, Mark A	49 RAA 55.98	7	Uskert, Derek C	37 UCLA 59.99
8	Tullman, Robert M	53 SPM 1:05.50	8	Robie, CJ	45 SBSM 56.90	8	Plezia, Michael J	39 SDSM 1:00.59
9	Osorio, Gabriel E	53 LVM 1:09.01	9	Garland, Robert	47 CMS 58.00	9	Bolcoa, Scott J	35 NOVA 1:00.74
Heat 13 of 39 Finals			Heat 19 of 39 Finals			Heat 25 of 39 Finals		
1	Skelly, Drew K	50 GRA 1:03.99	2	Sima, Jon	41 MVN 1:24.00	1	Barbini, Matthew G	35 CMS 58.00
2	Cleaver, Oliver	54 SAWS 1:02.87	3	Keim, John	42 ROSE 1:07.68	2	Kaminsky, Joseph	36 DDP 57.23
3	Woolard, Woody	53 UC33 1:00.00	4	Blackway, Derek W	41 ROSE 1:05.31	3	Margalis, Robert	35 SPM 56.00
4	Stahl, Stephen A	52 WCM 59.87	5	Giacobe, Drew	43 LBG 1:05.99	4	Sabala, Michael C	36 CHEL 55.17
5	Birnbrich, Chris L	53 NAM 59.34	6	Gomez Larez, Luis O	41 ROSE 1:10.00	5	Jap, Peter S	38 NAM 55.00
6	Oyler, Paul F	51 UC11 59.63	7	Bostrom, Michael J	42 ROSE 2:30.00	6	Halford, Tom	37 SOBA 55.13
7	Kratz, Erwin D	51 ARIZ 59.90	Heat 20 of 39 Finals			7	Tobler, Nathan	37 RIO 55.66
8	Wyckoff, Benjamin W	52 CONN 1:01.15	1	Nielsen, Steven W	43 SPP 1:04.64	8	Jackson, Randy A	35 LVM 56.99
9	Henricks, Ed P	54 SNM 1:03.50	2	Palmer, Kent A	44 GRA 1:02.50	9	Strahota, Jeffrey R	36 UMAC 57.75
Heat 14 of 39 Finals			3	Courtney, Chris	44 PSCM 1:01.98	Heat 26 of 39 Finals		
1	Fulbeck, Kip	52 SBM 59.00	4	Flowers, Travis	41 FINM 1:01.49	1	Dallamura, Scott J	38 NCMS 54.95
2	Ekman, Evan F	52 NCMS 58.08	5	Kremers, Brian J	43 LBG 1:01.01	2	Messmer, Matt	36 MELO 53.50
3	Jones, Brad	51 PSM 57.51	6	Mills, Jamie	40 LIB 1:01.45	3	Sealise, Erik L	39 SNM 53.00
4	Biegel, Mark G	51 MMAC 57.34	7	Wen, Patrick J	44 WCM 1:01.85	4	Babcock, Andrew	39 WMAC 51.97
5	Maughan, Calvin L	52 SFTL 56.49	8	Seeley, Victor A	43 SFGG 1:02.33	5	Marshall, Mario L	35 GRA 48.45
6	Morris, Richard L	53 NAM 57.30	9	Chapman, Michael C	40 VCM 1:03.00	6	Valdivieso, Juan P	36 TOC 51.50
7	Helgason, Tryggvi	53 GRA 57.50	Heat 21 of 39 Finals			7	Parkins, David G	38 WMAC 51.99
8	Fischer, Niel E	52 NSM 57.69	1	Harbourt, Cliff J	44 CRUZ 1:00.81	8	Counts, Glenn M	39 LVM 53.35
9	Petrov, Konstantin Y	53 MPNY 58.90	2	Pudloski, Justin	40 DDP 59.43	9	Gaines, Billy	36 LVM 53.50
Heat 15 of 39 Finals			3	Apple, Jonathan R	41 NAM 58.90	Heat 27 of 39 Finals		
1	Ponthier, Chuck	54 LAPS 56.11	4	Stockwell, Zach	42 CRUZ 58.00	1	Mathews, Waseem W	31 GWSC 1:15.00
2	Peschel, Keith D	51 SMST 55.78	5	Karren, Kelly S	43 CVMM 56.61	2	Armour, Justin	31 ROSE 1:00.63
3	Segal, William N	52 JAM 55.50	6	Christopher, Todd R	41 SCA 56.85	3	Ellam, Bryant F	34 MICH 1:00.25
4	Hiltabiddle, Steve	50 NITR 53.77	7	Iglesias, Rodrigo J	41 WIND 58.00	4	Zimarev, Yury	30 MPNY 1:00.00
5	Unruh, Steven L	50 NITR 52.97	8	Glass, Mark W	42 NTXL 59.22	5	Maurer, Adrian B	33 CHIC 59.75
6	Sims, David E	54 IM 53.31	9	McKinley, Ryan M	41 NAM 1:00.54	6	Smorodin, Maksim	31 MPNY 59.83
7	Tuchler, Jim	52 IM 54.50	Heat 22 of 39 Finals			7	Bauzon, Jaszver C	32 BCTM 1:00.05
8	Moran, Marty	50 MINN 55.71	1	Wanie, Lee G	43 TOC 56.00	8	Galasso, Mike A	30 DDP 1:00.52
9	Shaffer, Mike G	51 VCM 55.91	2	Bardak, Peter D	40 IM 55.14	9	Powers, Brandon L	33 NOVA 1:07.62
Heat 16 of 39 Finals			3	Christopher, Chad M	41 UC33 54.50	Heat 28 of 39 Finals		
1	Adams, Scott G	47 UC04 1:09.10	4	Eisenhuth, Matthew S	43 CMS 53.90	1	Gerken, Dustin D	32 NAM 59.51
2	Tobey, John	45 CMS 1:04.68	5	Comings, Jeff P	43 ARIZ 51.55	2	Dening, Wesley W	33 SCAQ 58.75
3	Wood, Brent	47 PSK 1:02.57	6	O'Sullivan, Chris	42 CMS 52.54	3	Wilson, Todd M	31 PBM 57.45
4	Castro, Sal	46 LKWD 1:01.99	7	Jacobson, Brian L	43 MINN 54.01	4	Arndt, Matthew E	32 NOVA 57.15
5	Herman, Eric C	45 SPM 1:01.52	8	Stich, Darryl D	41 WMAC 54.57	5	Burton, Brad	33 DDP 55.92
6	Beatty, Ted	46 TCC 1:02.00	9	Valle, Marc A	43 ARIZ 55.58	6	Lehmann, Karl M	31 SMS 57.00
7	Mc Bride, Patrick F	47 USF 1:04.51	Heat 23 of 39 Finals			7	Tiernan, Robert M	33 WCM 57.40
8	Wilhelm, John R	49 NAM 1:07.00	1	Machado, Gustavo A	36 SAMO 1:20.00	8	Trafton, Adam J	30 WMAC 58.00
Heat 17 of 39 Finals			2	Konetzki, Alexander	35 IM 1:06.97	9	Martin, Matthew J	31 ROSE 59.00
1	Bessire, Brent	48 PBM 1:01.47	3	Daene, Markus	38 TVM 1:02.90			
2	Young, Michel F	46 VCM 1:00.00	4	Dailey, Erik W	37 ROSE 1:01.59			
3	Kingdon, Andrew T	48 UC33 59.78	5	Tarn, Bryan	36 UC33 1:02.00			
4	Dickson, Kurt F	49 ARIZ 59.05	6	Rokosz, Peter	35 MMA 1:03.32			
5	Nelson, Kirk	46 PSM 58.69	7	Berenstein-Cervera, Nathanie	37 ROSE 1:09.00			
6	Banbury, James S	47 UC38 58.81	8	DeVennish, Arthur H	34 NAM 1:18.74			
7	Winter, Doug	48 PSM 59.66	9	McDonnell, Michael P	32 LIB 1:20.00			
8	Power, Michael L	49 SBM 59.84						
9	Hohn, Chris	48 SDSM 1:01.00						



YOUR PERSONAL BEST SWIMCARE[®] FOR HAIR



- ✓ 100% Vegan
- ✓ No Sodium Thiosulfate

Formulated Without:

- ✓ Gluten
- ✓ Sulfates
- ✓ Parabens



Recommended by Salon Professionals Worldwide

2017 Nationwide USMS Spring Nationals - 4/27/2017 to 4/30/2017

Riverside Aquatics Complex

Meet Program - Saturday, April 29, 2017

Heat 29 (#19 Men 100 Yard Butterfly)			Heat 35 of 39 Finals			#20 Women 100 Yard Butterfly					
Lane	Name	Age Team	Seed Time	Lane	Name	Age Team	Seed Time	Lane	Name	Age Team	Seed Time
1	Storie, Tyler W	33 LAPS	55.89	1	Lin, Curtis	26 SBM	52.53	2	Caron, Aagje A	75 GBM	2:24.48
2	Rapp, Larry J	32 SMS	54.42	2	Kim, Michael	27 FMT	52.23	3	Case, Mary Ann	77 ARIZ	1:40.57
3	Brumberg, Eric	32 NYCH	53.50	3	Popov, Nicholas	26 GRA	51.90	4	Meyers, Susan L	75 UC14	1:41.86
4	Fowler, Joshua	32 DDP	52.88	4	Owen, Cameron	27 BC	51.10	5	Jirak, Edie	61 SDSM	1:42.00
5	Meyer, Geoffrey A	34 DDP	52.55	5	Konarzewski, Jan	28 PSCM	50.50	6	Steil, Tamara R	62 MICH	1:32.39
6	Lawler, James	34 NYAC	52.75	6	Hurst, Daniel J	25 PSP	51.00	7	James, Katy	61 ARIZ	1:36.86
7	Wang, Timothy J	34 TOC	53.50	7	Wrist, Andrew H	25 MVM	51.55	8	Palmer, Teddy	62 MAM	1:46.40
8	Smith, Ben	30 DKTA	54.15	8	Wang, Jackson Z	29 TOC	52.00	Heat 2 of 21 Finals			
9	Mullen, Andrew A	30 SBSM	54.73	9	Windle, Zachary	25 ARIZ	52.49	2	Hirakawa, Diane M	68 SDSM	2:20.00
Heat 30 of 39 Finals			Heat 36 of 39 Finals			Heat 3 of 21 Finals					
1	Marshall, Matthew T	34 TOC	52.00	1	Newell, Rob H	27 TOC	50.39	1	Lambert, Heather C	63 LBG	1:31.00
2	Newmann, Scott	33 SDSM	51.71	2	Murray, Matthew R	25 TOC	50.15	2	Taylor, Barbara G	62 YCMS	1:29.37
3	Gregory, Thomas C	31 MEMO	51.20	3	Destree, Nathan M	25 MICH	49.92	3	Glassman, Debbie A	63 PSM	1:24.50
4	Elser, Bryce A	31 CMS	50.60	4	Aceino, Alexander M	26 GRA	48.30	4	Grilli, Tracy L	60 NEM	1:15.87
5	Jaben, Max	31 GRA	49.80	5	Adrian, Nathan	28 TOC	47.00	5	Hibben, Veronica	60 UCLA	1:12.00
6	Alexandrov, Mike	32 GRA	50.02	6	Cox, Tony	26 GRA	47.30	6	Jaunzeme, Andra	64 SDSM	1:13.00
7	Delic, Nikola	32 WH2O	51.00	7	Vogel, Jake N	29 ASC	49.87	7	Ciraulo, Christie	63 UCLA	1:19.52
8	Hansen, Scott	34 BCTM	51.49	8	Pechmann, Luke A	27 GRA	50.02	8	Smith, Patty	64 SCAC	1:25.22
9	Talbott, Christopher J	30 TOC	52.00	9	Grosser, Jacob	28 CMS	50.26	9	Klatzkin, Amy	61 USF	1:30.00
Heat 31 of 39 Finals			Heat 37 of 39 Finals			Heat 4 of 21 Finals					
1	Cobb, Zachary	19 CWST	1:08.00	1	Walker, Brandon C	21 DGO	59.50	2	Neville, Cathy V	59 SDSM	1:20.50
2	Lee, Brendan L	23 GRA	1:05.00	2	Adajar, Jordan L	24 GRA	59.00	3	Jensen, Sue	56 NEM	1:19.13
3	Osborne, Jonathan	23 MVN	59.74	3	Phillips, Luke W	24 PSCM	58.17	4	Joyce, Martha O	57 TAM	1:15.00
4	Pederson, Nicholas	20 PSM	59.74	4	Shu, Jack	24 ARMS	57.50	5	Mann, Nathalie S	56 O2	1:15.09
5	Neild, Chad A	20 GBM	1:01.58	5	Barcinas, Ken A	24 PSCM	56.90	6	Rafkin, Louise	58 UC38	1:20.00
6	Jaffee, Alec A	23 LVM	1:07.00	6	Shimko, Garret R	21 RAA	57.00	7	Feeley, Louise S	58 MELO	1:26.02
7	Grant, Daniel	26 WH2O	1:15.00	7	Peralta, Daniel C	20 MVN	58.00	Heat 5 of 21 Finals			
8	Fiedler, Luke	29 RAA	1:20.00	8	Rodriguez Martinez, Adrian N	23 UC38	58.30	1	Nelson, Judy A	56 CMS	1:12.22
Heat 32 of 39 Finals			Heat 38 of 39 Finals			Heat 6 of 21 Finals					
1	Kaiser, Carl J	29 WMAC	1:00.09	1	Lindsay, Kyle W	24 GRA	56.72	2	Jones, Megan A	37 NYCH	1:20.00
2	Godwin, Chris	29 LVM	59.05	2	Rieder, David E	23 PSCM	56.23	3	Vesler, Ruth	39 SDSM	1:12.06
3	Moothart, Alex	26 WH2O	59.00	3	Anderson, Eric L	19 LVM	56.00	4	Belluomini, Melanie C	39 DAM	1:13.69
4	Castro, Daniel	26 ROSE	58.71	4	Jordan, Steven M	22 SMST	55.57	5	Nuckols, Holly J	54 VCM	1:28.00
5	Bethel, Zachary E	29 SBM	58.25	5	Alfonso, Alex I	23 NAM	54.20	6	Payne, Barb	51 TSTT	2:45.00
6	Stephenson, Brady	25 UC14	58.42	6	Dutton, Matthew T	22 LBG	55.29	7	Diaz, Cecilia	41 UC33	3:00.00
7	Kang, Christopher	28 GRA	58.71	7	Millard, Jelani	23 LTMM	55.74	8	Belsky, Marjorie E	46 LVM	1:31.00
8	Toberman, Daniel	27 GWSC	59.00	8	Lindholm, Kyle	24 UC13	56.00				
9	Docken, Steffen S	28 DAM	59.16	9	MacLurg, Josh	18 CWST	56.50				
Heat 33 of 39 Finals			Heat 39 of 39 Finals								
1	Sagginario, Joseph	28 OWST	58.00	1	Gavigan, Devon	21 SBM	54.00				
2	Plaga, Jack	25 ROSE	57.00	2	Davis, Cole W	24 TOC	54.00				
3	Petersen, Erik D	28 SDSM	56.60	3	Porrizzo, Ralph J	24 ROSE	51.66				
4	Trowbridge, Nicholas R	25 TOC	56.12	4	Spitz, Jacob E	22 UC43	51.37				
5	Ferrif, Nick L	28 TOC	55.00	5	Mowry, Mickey M	22 ROSE	47.94				
6	Cook, Jacob	29 GRA	56.00	6	Hanson, Joshua E	22 RAA	49.10				
7	Croft, Lance C	29 UC14	56.29	7	Jackman, Alan H	24 UC33	51.50				
8	Packer, Christopher B	26 TOC	57.00	8	MacKay, Ian D	24 TOC	52.00				
9	Malasky, Martin E	28 TOC	57.02	9	Norman, Jon L	24 NOVA	54.00				
Heat 34 of 39 Finals											
1	Gleason, Matt	25 NAM	55.00								
2	Hubbard, Garrett M	25 MVN	54.30								
3	Birnbrich, Andrew	27 NAM	53.75								
4	Sauter, Trace U	28 NCMS	53.51								
5	Yntema, Douwe	28 TOC	53.00								
6	Yan, Hank	28 TOC	53.00								
7	Simoni, Evan V	27 TOC	53.75								
8	Scheid, Trevor	27 TOC	54.13								
9	Kirkpatrick, Adrian W	28 ARIZ	54.79								

2018 Nationwide USMS Spring Nationals

May 10 - 13, 2018

Indianapolis, Ind.

5 American
Records Set at
the 2017 NCAA
Division I Women's
Championship

Indianapolis and Indy Aquatic Masters are looking forward to hosting the 2018 Nationwide USMS Spring Nationals in *the fastest pool in America!*

After 33 years, the world-famous IUPUI Natatorium in Indianapolis has received a \$25 million face lift. The renovated facility looks new and refreshed with better signage and provides a more welcoming experience to all levels of swimmers, while still preserving the Nat's history and allowing for new history to be made for years to come!

The Nat is home to two 50-meter pools and a separate diving well. The renovation focused on three primary areas to provide a better facility and a better experience: mechanical systems, pool equipment, and aesthetics.



2018 SPRING NATIONALS



The Natatorium

The facility received a face lift from the outside in, including:

- New roof system
- New translucent panels, doors, and windows
- New and expanded pro shop
- New competition area with updated seating
- New deck tiles, starting blocks, and bulkhead
- State-of-the-art LED lighting
- Larger diving platforms
- Updated locker rooms
- Video scoreboard



2017 Nationwide USMS Spring Nationals - 4/27/2017 to 4/30/2017

Riverside Aquatics Complex

Meet Program - Saturday, April 29, 2017

Heat 7 (#20 Women 100 Yard Butterfly)			Heat 12 of 21 Finals			Heat 18 of 21 Finals						
1	Capen, Tasha	50 MELO	1:24.44	1	Lauzon, Chantal H	43 NOVA	1:14.82	1	DeOrsay, Corinne	29 SAMO	1:50.00	
2	Couch, Stephanie D	52 MELO	1:18.26	2	Lawrie, Dawn J	41 SNM	1:11.99	2	Jimenez, Alejandra	26 ROSE	1:12.50	
3	Dornan, Gwen	54 USF	1:15.98	3	Reyes, Claire	40 DAMM	1:11.19	3	Adams, Veronica M	26 MVN	1:10.00	
4	Penney, Sandra	53 STAR	1:14.20	4	Fradkin, Ana	43 SCAQ	1:09.52	4	Popp, Stephanie	28 SCAQ	1:06.70	
5	Quick, Sarah E	53 NBA	1:12.01	5	Skinner, Sonja	40 OREG	1:00.69	5	Grainger, Lizz	26 GRA	1:05.56	
6	Soraghan, Marilyn L	50 NEM	1:12.52	6	Pledger, Abby B	42 NBA	1:05.72	6	Webb, Brittany	27 NAM	1:06.50	
7	Kuwahara, Lisa K	54 UTAH	1:15.04	7	Monroe, Leslie B	43 CVMM	1:10.02	7	Reeves, Katherine W	26 TOC	1:07.00	
8	Karlin, Olivia	53 WH2O	1:16.06	8	Wilson, Ann S	42 CRUZ	1:11.42	8	Fernandez, Caroline V	27 GRA	1:10.39	
9	Lastelic, Barbara A	50 NOVA	1:23.00	9	Martinez, Heather J	40 NSM	1:14.10	9	Hank, Stephanie N	27 LVM	1:14.00	
Heat 8 of 21 Finals			Heat 13 of 21 Finals			Heat 19 of 21 Finals						
1	Russell, Jane E	53 DAM	1:11.24	1	Andrus, Megan M	35 LVM	1:11.55	1	Jones, Shannon	27 CMS	1:04.86	
2	Birnbrich, Beth	53 NAM	1:09.00	2	Lawrence, Laura A	37 WCM	1:09.55	2	Vint, Stephanie R	28 LAPS	1:04.67	
3	Adams, Kari S	51 LVM	1:08.11	3	Carlson, Jennifer M	37 RMST	1:08.72	3	Burmood, Erica A	25 WIND	1:03.00	
4	Godges, Arlette A	52 CVMM	1:06.20	4	Schneider, Erin E	38 WMAC	1:06.50	4	Abrams, Stacy A	29 TXLA	1:02.66	
5	Welting, Lauren K	51 TOC	1:04.57	5	Liberty, Laurel M	35 LIB	1:05.57	5	Ferndreis, Lauren K	28 ROSE	1:00.06	
6	Sappey, Collette H	52 CMS	1:05.29	6	Congdon, Heather B	38 SFTL	1:05.66	6	Bambusch, Hailey	26 OREG	1:00.60	
7	Perry, Rebecca R	52 MAM	1:08.01	7	Gardner, Kristin E	37 TSTT	1:08.00	7	Espino, Veronica A	27 SDSM	1:03.00	
8	Friedlander, Rebecca L	50 SNM	1:08.93	8	Hitch, Susan	38 LVM	1:09.01	8	O'Keefe, Madeleine	25 WMAC	1:04.30	
9	Kupan, Cheryl A	52 SPM	1:11.01	9	Clendenin, Ashley E	36 SNM	1:10.12	9	Kilkuts, Courtney	29 TOC	1:04.69	
Heat 9 of 21 Finals			Heat 14 of 21 Finals			Heat 20 of 21 Finals						
1	Gomez, Mika A	49 NOVA	1:29.99	1	Macedo, Ashley L	35 SBM	1:04.32	1	Brennan, Dannica B	26 LVM	59.45	
2	Carter, Eddie C	46 NCMS	1:22.90	2	Melsen, Krisie M	36 MINN	1:03.54	2	Conrad, Kelley	27 HFS	58.70	
3	Koehler, Deanna C	47 CVMM	1:14.99	3	Linke, Lyndsey M	36 CMS	1:01.56	3	Colwill, Chelsea N	28 SPM	58.00	
4	Paddock, Nina S	45 ROSE	1:12.38	4	Grier, Katie	38 1693	1:01.32	4	Stacy, Jessica L	27 OREG	57.23	
5	Griffin, Kara D	47 UC38	1:12.00	5	Moro, Erin C	38 PALM	58.81	5	Herrmann, Danielle M	29 CLOV	53.69	
6	Garland, Crystal	45 CMS	1:12.00	6	Golden, Dani	37 SDSM	1:00.76	6	Naish, Lyndsay	28 FMT	57.17	
7	Jensen, Lauren E	49 WMAC	1:13.28	7	Vucinich, Elizabeth A	36 WH2O	1:01.50	7	Smrcina, Erica E	25 MESC	57.94	
8	Martinez, Edna	46 SDSM	1:15.00	8	Anderson, Charis H	38 TXLA	1:02.50	8	Aceino, Margo R	26 GRA	58.50	
9	McAfee, Karolyn	49 CMS	1:23.80	9	Williams, Melinda B	35 NEM	1:04.11	9	Raatz, Katherine	28 TOC	59.00	
Heat 10 of 21 Finals			Heat 15 of 21 Finals			Heat 21 of 21 Finals						
1	Williams, Susan R	47 CMS	1:10.69	1	Odonnell, Meghan	34 ROSE	1:27.32	1	Vint, Karina M	24 LAPS	1:07.27	
2	Westerman, Karen L	49 SPM	1:08.13	2	Buhagiar, Kristin N	34 GRA	1:16.30	2	Hoffman, Shekinah L	23 LVM	1:01.99	
3	Cleven, Detra R	48 KAC	1:05.69	3	Messick, Kathryn C	34 GWSC	1:11.69	3	Leigh, Rachel E	23 BAM1	1:01.00	
4	Buzzelli, Tara A	48 YGF	1:04.11	4	Quintos, Andrea E	33 VALM	1:14.22	4	Pedote, Elyssa	24 TOC	1:00.27	
5	Hill, Laurel S	48 ARIZ	1:03.12	5	Upchurch, Michelle L	34 CHIC	1:20.30	5	Hendrix, Jacqueline J	19 CER	57.41	
6	Gary, Kristin J	49 NYAC	1:03.50	6	Oganesyanyan, Violeta	23 GRA	1:20.00	6	Sudarma, Tiffany C	22 TOC	57.70	
7	Reece, Margaret E	45 NSM	1:04.50	7	Bechtel, Christina G	23 TOC	1:07.99	7	Murphy, Kathryn T	24 TOC	1:01.00	
8	Davidson, Michelle L	46 GSM	1:05.88	8	Bordenave, Brigitte E	20 HSAM	1:08.96	8	Reading, Mariah E	23 SBM	1:01.72	
9	North, Nancy A	48 SDSM	1:10.00	Heat 16 of 21 Finals			9	Turner, Lauren	24 ROSE	1:05.31		
Heat 11 of 21 Finals			1	Jensen, Amy M	30 ROSE	1:11.25	#21 Men 200 Yard Breaststroke					
1	Avelar, Liliana P	41 SAMO	1:55.00	2	Colavito, Violet A	33 LVM	1:09.69	Lane	Name	Age	Team	Seed Time
2	Potter, Misty	42 TMAT	1:25.22	3	Bernal, Alison	33 SBM	1:07.50	1	Gorwitz, Nahum	80	SFTL	5:01.45
3	Peroni, Diana H	44 NUTS	1:20.50	4	Geskos, Evangeline A	33 AGUA	1:06.87	2	Mitchell, Tom	84	SDSM	4:30.88
4	Williams, Tracy A	44 PBM	1:17.13	5	Margalis, Beth R	33 4SWM	1:06.50	3	Best, Bob	84	SDSM	3:50.00
5	Maidenberg, Eve G	40 MAM	1:16.59	6	Togias, Anna	31 NOVA	1:06.62	4	Coles, Bill	81	SDSM	4:40.63
6	York, Sandi	41 PSM	1:17.12	7	Raffaelli, Cori P	33 VCM	1:07.00	5	Bleuel, Bart S	75	VCM	4:30.00
7	Royal, Abby L	41 ROSE	1:20.00	8	Ryan, Aleah M	33 NOVA	1:08.55	6	Freshley, Mike R	76	ROSE	2:45.33
8	Hanson, Maren T	42 RIO	1:23.15	9	Brown, Dannelly W	32 SDSM	1:10.00	7	Stone, Robert S	75	LVM	4:10.00
9	Shih, Pansy P	40 RIDG	1:45.00	Heat 17 of 21 Finals			8	Eisenklam, Peter A	74	ARIZ	4:23.55	
			1	Greene, Shannon E	31 1693	1:05.79	9	Hubbard, Donald J	89	SDSM	7:25.00	
			2	Braniecki, Ashley L	31 O*H*	1:03.13						
			3	Harrigan, Kelly M	32 MMAC	59.98						
			4	Watanabe, Naoko	34 TOC	58.81						
			5	Ballenger, Marie A	30 TOC	56.67						
			6	Hernandez, Sarah M	32 DAM	56.75						
			7	Heidinger, Anna M	32 CMS	59.21						
			8	Eads, Courtney D	30 TCC	1:01.67						
			9	Schneider, Leah R	32 WMAC	1:03.33						

2017 Nationwide USMS Spring Nationals - 4/27/2017 to 4/30/2017

Riverside Aquatics Complex

Meet Program - Saturday, April 29, 2017

Heat 2 (#21 Men 200 Yard Breaststroke)			Heat 8 of 25 Finals			Heat 13 of 25 Finals		
1	Mueller, Lawrence W	72 WMAC 3:30.50	1	Yuen, Matt	57 QSS 2:52.68	1	McAdam, Robert P	54 GS 2:26.07
2	Corris, Robert B	72 WMAC 3:30.00	2	Allen, Peter J	58 WMAC 2:47.08	2	Fischer, Niel E	52 NSM 2:24.53
3	Ide, Yutaka	70 PSCM 3:26.17	3	Pearlman, Ron	59 GRA 2:45.00	3	Duplanty, Chris D	51 NOVA 2:22.84
4	Peterson, Steven B	70 PSM 2:52.60	4	Martin, Michael G	58 ROSE 2:44.72	4	Phelan, Darren D	53 STAN 2:21.18
5	Springer, Douglas A	70 ARIZ 2:40.48	5	McKinley, Frank J	55 TCC 2:43.57	5	Jimenez, Ignacio	51 CMS 2:17.71
6	Strand, Robert	71 SAWS 2:42.50	6	Brown, Phil	56 NEM 2:44.06	6	Phillips, Daniel L	54 PSM 2:18.75
7	Andersen, Peter	73 SDSM 3:04.49	7	Burke, Tom J	58 UC42 2:44.84	7	Koehler, Doug J	51 CVMM 2:22.01
8	Willert, Dan T	74 WIND 3:29.00	8	Jaffee, Laurence T	56 LVM 2:45.19	8	Bennett, Dennis	51 IAMA 2:23.56
9	Lawrie, Jim	70 SNM 3:30.00	9	Kelley, Kevin R	55 O*H* 2:52.25	9	Helgason, Tryggvi	53 GRA 2:25.00
Heat 3 of 25 Finals			Heat 9 of 25 Finals			Heat 14 of 25 Finals		
1	Giacomazzi, Albert M	61 GRA 3:40.00	1	Uchiyama, Winston S	59 ROSE 2:40.00	1	Bostrom, Michael J	42 ROSE 3:50.00
2	Heins, Barry	60 RGSC 3:15.30	2	Minarovic, Michael	55 AGUA 2:39.90	2	Chapman, Michael C	40 VCM 3:30.00
3	Sokolow, Steven P	61 AGUA 3:03.72	3	Ewing, Jack	56 USF 2:39.00	3	Kim, Steve	40 GRA 2:45.76
4	Wang, Ke	60 ARIZ 3:00.00	4	Hamm, Michael L	59 KM 2:34.54	4	Geiszler, Daniel A	42 SDSM 2:36.00
5	Pinto, Harlan A	60 MELO 3:02.62	5	Vargas, Daniel	56 ARIZ 2:31.11	5	Wu, Bobby	43 WMAC 2:40.27
6	Walsh, Bill	60 SDSM 3:07.57	6	Moreno, Al	58 PBM 2:32.70	6	O'Neil, Jeremy	42 AKMS 3:05.62
7	Stevens, Rhoads E	63 OCMT 3:20.88	7	Pettibone, Chip	55 SRM 2:36.62	7	Winslow, Scott E	44 GRA 3:32.00
8	Fayed, Mohamed	65 UC48 3:37.63	8	Taylor, Thomas S	57 ROSE 2:39.50	8	Frogley, Terry	46 SDSM 2:45.87
9	Farmer, Michael W	69 ROSE 3:49.29	9	Peterson, Marlow D	56 MVN 2:40.00	9	Steenhuis, Harm-Jan	49 WST 2:50.29
Heat 4 of 25 Finals			Heat 10 of 25 Finals			Heat 15 of 25 Finals		
1	Ceci, Louis G	66 TSUN 3:30.00	1	Matysek, Jim	57 SYSM 2:30.97	1	LeClair, David W	49 SPM 2:42.36
2	Kennedy, James B	65 CMAM 3:00.81	2	Smith, Donny W	57 CRUZ 2:27.05	2	Knox, Guy C	46 RAA 2:40.99
3	Clemmons, Jim	67 SAWS 2:55.50	3	Kelca, Brian E	56 LAPS 2:26.72	3	Mc Bride, Patrick F	47 USF 2:33.33
4	MacDonald, Lee H	65 CMS 2:44.00	4	Dyer, Andy	58 AWJ 2:21.59	4	Van Greuning, Len	49 NEM 2:32.00
5	Colella, Rick	65 PSM 2:18.00	5	Scott, Greg C	57 CMS 2:19.83	5	Kitzman, Scott A	47 PBM 2:29.00
6	Kerns, Hubie	67 VCM 2:38.00	6	Komissarov, Andrey A	56 SDSM 2:20.65	6	Ellis, Andrew F	48 UMAC 2:30.00
7	Derr, John M	68 VCM 2:55.00	7	Naylor, Jeff G	58 NEM 2:25.19	7	Ascher, Nathan	45 SDSM 2:32.38
8	Bean, James W	65 SCAQ 3:00.00	8	Smith, David M	59 CRUZ 2:26.87	8	Paxton, Sean C	48 ROSE 2:38.11
9	Knuth, Clark A	68 WMAC 3:17.19	9	Aubrey, Michael	56 PBM 2:29.10	9	LoCascio, Jim	47 UC14 2:41.05
Heat 5 of 25 Finals			Heat 11 of 25 Finals			Heat 16 of 25 Finals		
1	Reeder, Bill D	64 PSM 2:56.00	1	Panosian, Brian	51 T-26 3:30.00	1	Boshoff, Nick	48 LVM 2:26.06
2	Kennedy, Bob L	62 CRUZ 2:54.12	2	Kreger, Jeffrey W	52 GRA 3:00.00	2	Tessin, Christopher D	46 PBM 2:23.50
3	Anderson, Robert L	61 PCCM 2:51.38	3	Fitzgerald, Mike	52 WH2O 2:42.50	3	Magee, Mark A	49 RAA 2:21.56
4	Heyes, Greg W	62 LAPS 2:50.00	4	Mc Ginley, Patrick B	53 ROSE 2:40.63	4	Goodison, Michael R	45 UMAC 2:16.93
5	Swenor, Gary D	62 DAM 2:47.15	5	Meier, Eric R	52 OREG 2:39.41	5	West, Steve	45 NOVA 2:01.67
6	Nixon, John L	61 SPM 2:47.96	6	Beubis, Michael H	52 ROSE 2:40.53	6	Baleka, Siphwiwe K	46 MOVY 2:11.25
7	Woodruff, David L	60 DAM 2:50.38	7	Goode, John J	50 MVM 2:42.16	7	Anderson, Ashley H	45 SOBA 2:19.68
8	Wyson, Joseph A	60 LVM 2:51.47	8	Candela, Joseph V	50 LVM 2:43.00	8	Kays, David E	49 PSM 2:23.07
9	Nelson, Steven J	61 UC33 2:56.00	9	Wan, Danny W	53 MEMO 3:14.49	9	Hamilton, Nathan	48 SNM 2:25.25
Heat 6 of 25 Finals			Heat 12 of 25 Finals			Heat 17 of 25 Finals		
1	Sponagle, Stephen P	61 NOVA 2:46.70	1	Strate, Brian D	50 SDSM 2:38.47	1	Tetzlaff, Maurice	40 IM 2:35.97
2	Guadagni, Peter M	62 WCM 2:37.75	2	Collins, Michael D	51 NOVA 2:36.62	2	Kolarov, Michael C	44 MVN 2:33.29
3	Keyser, Brian	60 1776 2:36.79	3	Ewing, Michael	50 MINN 2:33.34	3	Dunson, David B	44 NCMS 2:28.31
4	Neville, Richard	60 FAST 2:33.83	4	Stori, Mark D	51 SBM 2:29.50	4	Flowers, Travis	41 FINM 2:25.65
5	Shead, Timothy M	64 SFTL 2:28.00	5	Sullivan, Scot A	50 OREG 2:26.25	5	Williams, Rich	41 1693 2:24.53
6	Von Hoffmann, Gerard	61 SDSM 2:33.00	6	Sfingi, John A	53 SAWS 2:29.00	6	Baldwin, Craig M	42 RMST 2:24.59
7	Davis, Kern M	62 SPM 2:34.10	7	McAdam, Samuel T	51 DAM 2:32.90	7	Morris, Richard P	40 CANE 2:27.62
8	Blatt, Michael J	61 VCM 2:37.45	8	Edge, Jonathan A	50 GRA 2:35.00	8	Conrad, Nathan E	40 WMAC 2:30.80
9	Magiera, Joseph S	60 UC21 2:43.30	9	Wyckoff, Benjamin W	52 CONN 2:38.08	9	Muir, Scott	43 DAM 2:33.90
Heat 7 of 25 Finals								
3	Feldman, Michael H	59 LVM 5:12.12						
4	Keating, David F	55 GRA 3:00.00						
5	Hektner, Eric W	59 TVM 2:53.44						
6	Ramos, John A	58 MYST 2:59.47						
7	Robinson, Keith A	59 CVMM 3:15.23						

2017 Nationwide USMS Spring Nationals - 4/27/2017 to 4/30/2017

Riverside Aquatics Complex

Meet Program - Saturday, April 29, 2017

Heat 10 (#22 Women 200 Yard Breaststroke)

1	Tracy, Robin C	53 DKTA	2:54.73
2	Stiles, Jasmine	51 SDSM	2:50.56
3	Jurey, Mary K	50 TXLA	2:48.17
4	Weiderman, Jennifer	50 CVMM	2:44.95
5	Reynolds, Ellen M	52 SAWS	2:32.00
6	Simmons, Cheryl A	50 ROSE	2:41.83
7	Biegler-Ciaccio, Leslie	50 IM	2:45.43
8	Kuwahara, Lisa K	54 UTAH	2:50.17
9	Wilson, Jamie W	50 PALM	2:52.17

Heat 11 of 21 Finals

2	Sheaks, Heidi I	47 GRA	3:36.16
3	Huang, Chi-Ying	45 ROSE	3:24.70
4	Le Febre, Karen J	49 WCM	3:10.00
5	Mickelson, Justina P	47 CMS	3:17.26
6	Morgan, Kimberly	49 ROSE	3:34.30
7	Hagstrom, Lisa	46 LNRS	3:45.00
8	Palmer Becerra, Yolanda	38 LVM	3:30.00

Heat 12 of 21 Finals

1	Ladd, Laura M	49 ENSW	3:04.93
2	Asnault, Wendy	48 CHIC	3:00.70
3	Cortland, Renee	46 CONN	2:59.00
4	Forest, Anna Marie	47 SDM	2:57.36
5	Leichter, Nancy L	46 ROSE	2:53.76
6	Koehler, Deanna C	47 CVMM	2:55.00
7	Seibert, Tracie	47 SNM	2:57.66
8	Khalil, Heidi G	46 ROSE	2:59.12
9	Haberstich, Carrie	45 IM	3:04.52

Heat 13 of 21 Finals

1	Olsen, Cat	47 RAM	2:48.60
2	Gellatly, Jill E	49 COOG	2:45.00
3	Visser, Linda	46 SPM	2:38.00
4	Pescatori, Rossella	46 SCAQ	2:37.20
5	Hill, Laurel S	48 ARIZ	2:31.97
6	Hayes, Lisa C	45 WMAC	2:34.97
7	Goodale, Rainy M	47 NEM	2:37.21
8	Cleven, Detra R	48 KAC	2:44.98
9	Buzzelli, Tara A	48 YGF	2:45.89

Heat 14 of 21 Finals

1	Diaz, Cecilia	41 UC33	4:30.00
2	Angell, Ursula	44 ROSE	3:36.00
3	Chambers, Kate	41 ROSE	3:14.27
4	Royal, Abby L	41 ROSE	3:04.66
5	Rees, Karla E	44 MVM	3:02.95
6	Shafiha, Roshanak	41 ROSE	3:11.00
7	Parker, Amy P	40 ROSE	3:35.59
8	Mallen, Christy L	40 GRA	4:00.00
9	Halford, Jennifer L	39 SOBA	3:28.06

Heat 15 of 21 Finals

1	McCay-Smith, Kirsten R	44 CMS	3:00.39
2	Santorio, Shelly P	40 LVM	2:54.12
3	Shoemaker, Laura M	41 CMS	2:48.69
4	Frawley, Tabitha S	43 SDSM	2:38.46
5	Glenn, Katie	40 STAN	2:19.00
6	Dunn, Sara	44 NCMS	2:38.14
7	Monroe, Leslie B	43 CVMM	2:48.11
8	Dussliere, Julie F	44 JDAM	2:51.05
9	Lauzon, Chantal H	43 NOVA	2:58.94

Heat 16 of 21 Finals

1	Sandner, Kathleen A	39 IM	3:02.30
2	Clark, Molly K	35 OREG	2:58.00
3	Neild, Rachel A	36 GBM	2:54.00
4	Plezia, Colleen A	36 SDSM	2:50.98
5	Wilson, Kendra E	36 SDSM	2:44.00
6	Ferries, Jenny	35 PSM	2:44.26
7	Willingham, Nicole E	35 RIDG	2:52.92
8	Barbosa, Tatiana B	37 SFTL	2:54.14
9	Rueda, Marcela	35 SRM	2:58.66

Heat 17 of 21 Finals

1	Anderson, Charis H	38 TXLA	2:42.24
2	Rohr, Meredith B	35 MVM	2:38.36
3	Downing, Jennifer	38 NEM	2:35.82
4	Lloyd, Allison	36 IM	2:33.15
5	Schneider, Lindsey W	35 NAM	2:28.55
6	Melsen, Kristie M	36 MINN	2:30.45
7	Hardin, Meghan S	35 NBA	2:35.49
8	Lee, Jodi L	39 CMS	2:36.23
9	Metz, Amanda	36 OREG	2:40.02

Heat 18 of 21 Finals

2	Ho, Judy	31 ROSE	3:00.00
3	Twist, Christina L	30 ENSW	2:53.37
4	Capizzi, Stefanie	30 ROSE	2:42.20
5	Leeming, Lindsey A	32 LVM	2:50.45
6	Stutz, Kathleen J	34 SFTL	2:56.32
7	Browne, Julia	32 GRA	3:13.21

Heat 19 of 21 Finals

3	White, Kristin M	26 NCMS	3:01.57
4	Mohn, Jennifer L	25 DAM	2:51.47
5	Tonelli, Marlana L	28 SBM	2:42.73
6	Calvo, Morena I	29 UC38	2:45.55
7	Kim, Eileen J	25 SLOM	2:55.48

Heat 20 of 21 Finals

1	Sciacca, Krysten M	29 BCTM	2:42.07
2	Bethel, Lesley Y	27 SBM	2:31.60
3	Randolph, Courtney M	25 UMAC	2:29.80
4	Beck, Spindrift S	26 SCAQ	2:20.00
5	Roberts, Elizabeth T	29 CER	2:13.98
6	Yamauchi, Penelope R	27 MEMO	2:18.00
7	Ripley, Rachel A	26 NYAC	2:24.74
8	Curran, Caitie B	29 GAJA	2:29.90
9	O'Keefe, Madeleine	25 WMAC	2:35.99

Heat 21 of 21 Finals

2	Olden, Sarah E	23 CWST	3:26.22
3	DeValk, Brittany L	20 CVMM	2:45.66
4	Niu, Xiaonuo	22 UC38	2:40.00
5	Leake, Mackenzie M	23 STAN	2:31.64
6	Weinstein, Rachel	23 NOVA	2:38.00
7	Pusateri, Rebekah A	19 PSM	2:42.00
8	Lium, Riley V	20 GCUC	3:08.68
9	Easterly, Kristin M	20 CWST	3:32.15

#23 Men 100 Yard IM

Lane	Name	Age	Team	Seed	Time
Heat 1 of 61 Finals					
3	Braly, Mark	81	DAM		2:56.93
4	Smethurst, Everett W	82	NOVA		1:44.24
5	Farrell, Jeff	80	SBM		1:30.48
6	Best, Bob	84	SDSM		1:34.00
7	Grohe, William E	83	USF		2:20.24
Heat 2 of 61 Finals					
3	McKinney, Kenneth O	78	ARIZ		1:30.36
4	Bledsoe, Dennis R	78	WCM		1:26.48
5	Freshley, Mike R	76	ROSE		1:08.68
6	Bergman, John	75	MINN		1:25.00
7	Wise, Randolph E	75	VMST		1:26.84
8	Natelson, Michael	77	UC11		1:31.00
Heat 3 of 61 Finals					
2	Bell, John L	74	SDSM		1:26.00
3	Novell, Ken	74	VMST		1:24.99
4	Langendoen, Gary	71	ROSE		1:22.00
5	Stitt, John H	70	ELG		1:24.02
6	Carey, George L	74	UC33		1:25.81
7	Gleser, Robert A	71	CMS		1:26.00
Heat 4 of 61 Finals					
1	Olson, Robert H	72	WCM		1:18.50
2	Andersen, Peter	73	SDSM		1:15.89
3	DeLacy, James R	70	WCM		1:12.13
4	McPherson, Andrew M	70	DAM		1:07.95
5	Strand, Robert	71	SAWS		1:06.50
6	Springer, Douglas A	70	ARIZ		1:07.21
7	Elder, James E	73	TOC		1:10.00
8	Abbott, William A	70	CMS		1:14.40
9	Ogilby, Chuck	74	CMS		1:17.00
Heat 5 of 61 Finals					
3	Class, Patrick L	68	SNM		1:45.00
4	Gast, Monte W	69	UC33		1:39.89
5	Hellwig, Christian P	68	TSUN		1:23.97
6	Russell, Fred W	69	WMAC		1:25.00
7	Traester, William F	68	CONN		1:43.40
Heat 6 of 61 Finals					
1	Hayes, William B	65	PSM		1:21.49
2	Roman, Francisco	65	ACCV		1:16.75
3	Derr, John M	68	VCM		1:14.00
4	Holt, Tate	65	TAM		1:11.00
5	Wright, Larry E	68	OREG		1:10.50
6	Foote, John T	66	TAM		1:10.80
7	Peters, Earl C	65	ARIZ		1:13.90
8	Aakhus, Gregory P	66	MVN		1:15.50
9	Rosen, Robert A	67	CVMM		1:18.29
Heat 7 of 61 Finals					
1	Wilder, Hugh	69	UC48		1:08.74
2	MacDonald, Lee H	65	CMS		1:08.00
3	Childs, Lee	68	PBM		1:07.00
4	Mc Conica, Jim	66	VCM		1:05.99
5	Colella, Rick	65	PSM		1:00.15
6	Wilson, Robert H	65	CAQM		1:02.63
7	Gruber, Glenn A	67	VCM		1:06.36
8	Whatley, Thomas W	65	MELO		1:07.30
9	Middleton, Marc D	65	YCFM		1:08.40

2017 Nationwide USMS Spring Nationals - 4/27/2017 to 4/30/2017

Riverside Aquatics Complex

Meet Program - Saturday, April 29, 2017

Heat 8 (#23 Men 100 Yard IM)			Heat 14 of 61 Finals			Heat 19 of 61 Finals					
1	Tarquino, Mario	53 LVM	1:49.00	1	McKinley, Frank J	55 TCC	1:10.47	1	Morales, Tito	58 UCLA	1:01.01
2	Everett, Douglas D	53 ARIZ	1:36.91	2	Aamoth, James R	55 CVMM	1:09.97	2	Kelca, Brian E	56 LAPS	59.73
3	Wan, Danny W	53 MEMO	1:26.80	3	McCrillis, John D	55 SNM	1:09.97	3	Carter, Paul V	59 TOC	59.00
4	Kreger, Jeffrey W	52 GRA	1:15.00	4	Stolshek, Bradley S	56 CVMM	1:09.90	4	Lum, Bryant J	55 VCM	58.92
5	Kondo, Ken K	51 MVN	1:20.36	5	Voll, Robert M	59 OREG	1:09.50	5	Kone, Bruce C	59 RICE	57.33
6	Brennan, David E	52 UC31	1:30.45	6	Clabaugh, Rene J	57 SCSC	1:09.76	6	Komissarov, Andrey A	56 SDSM	58.32
7	Clepper, Al	53 SDSM	1:45.00	7	Griffin, Jim	59 1693	1:09.97	7	Dyer, Andy	58 AWJ	58.94
8	Tulin, Michael	62 ROSE	1:44.17	8	Goodell, Brian S	58 MVN	1:09.97	8	Johnson, Eric A	56 REDT	59.35
Heat 9 of 61 Finals			Heat 15 of 61 Finals			Heat 20 of 61 Finals					
1	Willer, Steven R	63 ARIZ	1:22.00	1	Taylor, Thomas S	57 ROSE	1:09.14	1	Anderle, Scott T	52 GRA	1:14.00
2	Losinski, Mark A	61 CVMM	1:20.00	2	Arenz, Thomas W	59 CONN	1:09.00	2	Sweeney, Richard J	52 ROSE	1:11.80
3	Peyton, Mike W	61 OREG	1:18.50	3	Yuen, Matt	57 QSS	1:08.88	3	Goode, John J	50 MVM	1:10.50
4	Vogel, Matthew M	62 IM	1:14.61	4	Amick, Jim	55 RIDG	1:08.36	4	Kirvan, David B	52 WH2O	1:10.00
5	Lee, Stanley H	60 KONA	1:13.50	5	Peterson, Marlow D	56 MVN	1:08.00	5	Golden, Spencer J	52 NOVA	1:08.00
6	Johannsen, David A	62 SBM	1:14.51	6	Ellis, Joel	59 UC44	1:08.35	6	Kaplan, Keith S	50 WH2O	1:08.75
7	Anderson, Robert L	61 PCCM	1:16.81	7	Pettibone, Chip	55 SRM	1:08.50	7	Hjorth, John T	50 SCAQ	1:10.06
8	Reeder, Bill D	64 PSM	1:19.25	8	Madden, Mark Y	56 GRA	1:09.00	8	Smith, Stuart B	51 TMAT	1:10.80
9	Morrison, Jeffrey W	62 CMS	1:21.00	9	Frank, Peter J	55 VCM	1:09.10	9	Petersen, Mick S	50 GRA	1:13.07
Heat 10 of 61 Finals			Heat 16 of 61 Finals			Heat 21 of 61 Finals					
1	Ozier, Joe W	60 FIG	1:13.10	1	Pfaltzgraff, Mark	55 WMAC	1:08.00	1	Young, Greg	50 IM	1:08.00
2	Wyson, Joseph A	60 LVM	1:12.03	2	Thornton, Cooper	55 CTM	1:06.00	2	Franke, Randy	51 WIND	1:07.40
3	Buckley, Mark	63 CVMM	1:11.44	3	Myers, Ross	57 DAMM	1:05.82	3	Kim, Danny	53 MICH	1:07.32
4	Bridges, Daniel	63 MELO	1:10.00	4	Matysek, Jim	57 SYSM	1:05.69	4	Fitzgerald, Mike	52 WH2O	1:07.20
5	Spellberg, Geoff	61 NBA	1:09.00	5	Nelson, Kurt D	57 CMS	1:05.62	5	Woudwijk, Rik	51 LAPS	1:07.00
6	Knisely, Bill S	60 GCPS	1:09.76	6	Moreno, Al	58 PBM	1:05.69	6	Nicolls, Dean R	52 LAPS	1:07.00
7	Wiseley, Dale R	64 ARIZ	1:10.42	7	Callahan, Jim	59 NAM	1:05.78	7	Baker, John	54 SMM	1:07.30
8	Sullivan, James H	64 CVM	1:12.00	8	Acton, Michael S	57 SBM	1:06.00	8	Moulton, Matthew J	51 RGSC	1:07.35
9	Ellis, Michael S	62 ARIZ	1:12.54	9	Merrill, Nick C	59 IM	1:07.53	9	Nelli, Victor	54 LASC	1:07.46
Heat 11 of 61 Finals			Heat 17 of 61 Finals			Heat 22 of 61 Finals					
1	Guadagni, Peter M	62 WCM	1:08.56	1	Swanson, Vic	57 PSM	1:04.98	1	Candela, Joseph V	50 LVM	1:07.00
2	Smith, Darrell J	60 MINN	1:07.92	2	Berryhill, Keith	57 WHA	1:04.80	2	Meier, Eric R	52 OREG	1:06.30
3	Blatt, Michael J	61 VCM	1:06.82	3	Woods, Thomas B	55 SDM	1:04.50	3	Patrick, Eric	50 NEM	1:06.25
4	Kemp, James E	61 STAN	1:06.00	4	Paillez, Lionel	59 PSM	1:04.00	4	Skelly, Drew K	50 GRA	1:05.76
5	Von Hoffmann, Gerard	61 SDSM	1:05.50	5	Evans, Mark E	59 DAM	1:03.00	5	Tullman, Robert M	53 SPM	1:05.50
6	Nolte, Christopher C	60 CMS	1:05.50	6	Keighley, Tim D	55 QSS	1:03.22	6	McCarthy, John W	51 LNRS	1:05.72
7	Meek, Greg	60 RIDG	1:06.38	7	Weissert, Toby	58 NOVA	1:04.00	7	Meckelnburg, Douglas T	51 PBM	1:05.80
8	Magiera, Joseph S	60 UC21	1:07.50	8	Hamm, Michael L	59 KM	1:04.74	8	Ewing, Michael	50 MINN	1:06.26
9	Keyser, Brian	60 1776	1:08.10	9	Belin, Thomas H	55 IAMA	1:04.81	9	Fasnacht, Ron J	54 HNAQ	1:06.80
Heat 12 of 61 Finals			Heat 18 of 61 Finals			Heat 23 of 61 Finals					
1	Lamour, Didier B	60 MINN	1:05.21	1	Uchiyama, Winston S	59 ROSE	1:02.79	1	Ferguson, Daniel B	50 WH2O	1:05.50
2	Mykleby, Geoff L	64 WMAC	1:04.00	2	Richardson, Terry	56 ARIZ	1:02.50	2	Wilson, Todd	52 SRM	1:05.15
3	Reed, Clay F	60 CRUZ	1:03.20	3	Naylor, Jeff G	58 NEM	1:02.00	3	Cleaver, Oliver	54 SAWS	1:04.56
4	Lindstedt, David P	61 LAPS	1:01.11	4	Meaney, Pat	58 GRA	1:01.55	4	Stahl, Stephen A	52 WCM	1:04.46
5	Shead, Timothy M	64 SFTL	59.90	5	Hering, Brad V	55 PSM	1:01.03	5	Hahn, Darek L	50 JAM	1:03.46
6	Graham, Donald	62 PSM	1:00.55	6	Blommel, Gregory G	57 WMAC	1:01.15	6	McIlroy, Paul F	51 TCAM	1:03.76
7	Abbott, Rick E	62 AKMS	1:01.23	7	Smith, David M	59 CRUZ	1:01.74	7	Beubis, Michael H	52 ROSE	1:04.47
8	Edwards, Kenneth S	62 WCM	1:03.75	8	Steinhafel, Mark J	56 WMAC	1:02.41	8	Birnbrich, Mark S	50 NAM	1:04.69
9	Hildebrandt, David C	62 GAJA	1:04.01	9	Maryatt, Andrew T	56 RAMS	1:02.79	9	Bolduc, John A	51 SDSM	1:05.43
Heat 13 of 61 Finals											
1	Keating, David F	55 GRA	1:30.00								
2	Sternberg, Scott D	59 ROSE	1:18.04								
3	Wrabley, Matt	55 GRA	1:14.36								
4	Pombo, Diego	55 GWSC	1:11.75								
5	Esparza, Chris	57 MMAC	1:10.89								
6	Raine, Charlie	57 LAPS	1:11.61								
7	Allen, Peter J	58 WMAC	1:13.74								
8	Goodlin, Tom	57 PSM	1:17.30								
9	Powell, Robert S	55 PSM	1:21.13								

2017 Nationwide USMS Spring Nationals - 4/27/2017 to 4/30/2017

Riverside Aquatics Complex

Meet Program - Saturday, April 29, 2017

Heat 24 (#23 Men 100 Yard IM)			Heat 30 of 61 Finals			Heat 35 of 61 Finals					
1	Neuvirth, Paul G	54 NOVA	1:03.20	1	Rozow, Stephen	48 SDSM	1:04.00	1	Hamilton, Kent R	43 AKMS	1:05.23
2	Koehler, Doug J	51 CVMM	1:02.37	2	Jones, Kenton R	49 SDSM	1:03.62	2	Stockwell, Zach	42 CRUZ	1:04.38
3	Petrov, Konstantin Y	53 MPNY	1:01.21	3	Hilton, Robert	48 ROCH	1:03.29	3	Mastracchio, Dominic R	42 RICE	1:04.30
4	Oliva, Stepan	50 WIN	1:01.00	4	Rudolph, Daniel A	45 L4S	1:02.14	4	Samaddar, Robin K	43 UC48	1:04.20
5	Chan, Andy	54 MELO	1:00.34	5	Noble, David R	46 FIG	1:02.00	5	Ray, Brennan	42 RIO	1:04.12
6	Jones, Brad	51 PSM	1:00.36	6	Hamilton, Nathan	48 SNM	1:02.00	6	Muir, Scott	43 DAM	1:04.12
7	Nygren, Mats O	50 PSM	1:01.00	7	Webster, Dale W	47 SDSM	1:02.62	7	Partee, Michael D	42 NOVA	1:04.30
8	Stori, Mark D	51 SBM	1:01.67	8	Ellis, Andrew F	48 UMAC	1:03.50	8	Keim, John	42 ROSE	1:04.37
9	Barker, Douglas C	54 MVN	1:03.09	9	Hartman, Todd C	49 CTSM	1:03.71	9	Vessie, David B	41 NOVA	1:04.38
Heat 25 of 61 Finals			Heat 31 of 61 Finals			Heat 36 of 61 Finals					
1	Kratz, Erwin D	51 ARIZ	59.90	1	Dietrich, Jim	46 NOVA	1:01.94	1	Chapman, Michael C	40 VCM	1:04.00
2	Fulbeck, Kip	52 SBM	59.50	2	McClung, Paton M	47 WIND	1:01.81	2	Conrad, Nathan E	40 WMAC	1:03.90
3	Segal, William N	52 JAM	59.20	3	Hanson, Max L	49 PSM	1:01.48	3	Kurr, Kyle R	44 MVN	1:03.64
4	Sullivan, Scot A	50 OREG	59.01	4	Bessire, Brent	48 PBM	1:01.29	4	Prem, Adam J	40 DDP	1:03.28
5	Jimenez, Ignacio	51 CMS	58.73	5	Hooper, James C	45 UBC	1:00.77	5	Batzofin, Craig	42 BCTM	1:02.98
6	Helgason, Tryggvi	53 GRA	59.00	6	Boshoff, Nick	48 LVM	1:01.27	6	Mountantonakis, Stavros	40 AGUA	1:03.00
7	Peschel, Keith D	51 SMST	59.18	7	Beatty, Ted	46 TCC	1:01.46	7	Foster, Ryan F	41 WIND	1:03.30
8	Bennett, Dennis	51 IAMA	59.28	8	Tallman, Gerry L	49 SBM	1:01.50	8	Dailey, Alexander D	41 USF	1:03.64
9	Biegel, Mark G	51 MMAC	59.73	9	Robie, CJ	45 SBSM	1:01.90	9	Barbie, John D	41 CVMM	1:04.00
Heat 26 of 61 Finals			Heat 32 of 61 Finals			Heat 37 of 61 Finals					
1	Faria, Jose J	51 GSM	58.72	1	Banbury, James S	47 UC38	1:00.64	1	Lehr, Gunner F	44 NAM	1:02.24
2	Harris, Gregory	53 VMST	58.05	2	Gunnell, Steve	46 MVN	1:00.27	2	Apple, Jonathan R	41 NAM	1:01.53
3	Hiltabiddle, Steve	50 NITR	57.50	3	Hamilton, Rick M	49 MAM	59.77	3	Baldwin, Craig M	42 RMST	1:01.37
4	Sims, David E	54 IM	54.98	4	Lindahl, Lennart	47 PBM	59.39	4	Andrin, Milan	41 NAM	1:00.78
5	Tuchler, Jim	52 IM	54.50	5	Goodison, Michael R	45 UMAC	58.83	5	Whitford, Matthew T	41 GBM	1:00.24
6	Heber, Scott	50 NITR	54.75	6	Garland, Robert	47 CMS	59.00	6	Reader, Paul	41 IM	1:00.75
7	Moran, Marty	50 MINN	57.30	7	Mc Kay, Matthew G	45 NEM	59.42	7	Samaddar, Kris K	43 UC48	1:01.15
8	Irvin, Mike	50 RAA	57.50	8	Kruger, Harald	49 SFTL	59.95	8	Flowers, Travis	41 FINM	1:01.39
9	Phillips, Daniel L	54 PSM	58.29	9	O'Donnell, James A	49 BUMM	1:00.60	9	Iglesias, Rodrigo J	41 WIND	1:02.00
Heat 27 of 61 Finals			Heat 33 of 61 Finals			Heat 38 of 61 Finals					
2	Brown, Matt	46 GRA	1:30.95	1	Sumner, David M	46 MVN	57.90	1	Axline, Kenly M	41 NAM	1:00.00
3	Castle, Matt	45 PSM	1:09.58	2	DeSouza, Jose C	45 ROSE	57.00	2	Pudloski, Justin	40 DDP	59.64
4	Kaloust, Scott W	47 RAA	1:07.64	3	Cox, Mark	49 NITR	56.34	3	Dunson, David B	44 NCMS	59.51
5	Wilhelm, John R	49 NAM	1:08.00	4	West, Steve	45 NOVA	55.00	4	Nance, Chad A	44 NAM	59.40
6	Martz, Adam J	46 SFTL	1:22.36	5	Dreitzler, Todd M	47 PSCM	54.05	5	Klepchick, Paul R	42 RAM	58.64
7	Bostrom, Michael J	42 ROSE	1:25.52	6	Wharton, Dave L	47 NAM	54.93	6	Fairon, Marc	43 STR	59.10
Heat 28 of 61 Finals			7	Baleka, Siphiwe K	46 MOVY	55.04	7	Secor, Don	42 IM	59.50	
1	Kingdon, Andrew T	48 UC33	1:06.00	8	Kitzman, Scott A	47 PBM	56.78	8	Bardak, Peter D	40 IM	59.54
2	Hanson, Daniel R	49 MINN	1:05.83	9	Beach, Christopher E	47 PBM	57.46	9	Jackson, Scott J	42 NOVA	59.70
3	Broadhurst, Jay B	48 BUMM	1:05.60	Heat 34 of 61 Finals			Heat 39 of 61 Finals				
4	Hohn, Chris	48 SDSM	1:05.39	1	Garces, Eudean D	42 RPM	1:24.07	1	Briseno, Osiris	41 NAM	58.47
5	Paxton, Sean C	48 ROSE	1:05.07	2	Gomez Larez, Luis O	41 ROSE	1:12.03	2	Stich, Darryl D	41 WMAC	56.47
6	Wood, Brent	47 PSK	1:05.35	3	Crooks, Alex	41 OREG	1:07.99	3	Counts, Chris	41 LVM	55.91
7	Chung, John W	46 VCM	1:05.48	4	Glass, Mark W	42 NTXL	1:07.00	4	O'Sullivan, Chris	42 CMS	54.13
8	O'Donnell, Chris	46 BUMM	1:05.60	5	Palmer, Kent A	44 GRA	1:06.67	5	Comings, Jeff P	43 ARIZ	51.07
9	Moreno, David	47 CTM	1:05.93	6	Nielsen, Steven W	43 SPP	1:06.69	6	Jacobson, Brian L	43 MINN	53.74
Heat 29 of 61 Finals			7	Krum, Eric	41 CMS	1:07.90	7	Eisenhuth, Matthew S	43 CMS	54.50	
1	Skorge, Norman O	49 UHM	1:05.00	8	Monney, Pascal	44 SDSM	1:11.00	8	Fletcher, Van	41 NCMS	56.03
2	LeClair, David W	49 SPM	1:04.85	9	Myers, Patrick	41 GRA	1:20.00	9	Bagri, Val	42 RYL	56.56
3	Anderson, Tim T	45 WMAC	1:04.60								
4	Roberts, David	45 CRUZ	1:04.50								
5	Schreiber, Tim	45 ARIZ	1:04.15								
6	Smith, Bryan E	49 PSM	1:04.44								
7	Rosinski, Thomas J	47 CMS	1:04.50								
8	Belnap, Mark	47 UTAH	1:04.76								
9	Young, Michel F	46 VCM	1:05.00								

2017 Nationwide USMS Spring Nationals - 4/27/2017 to 4/30/2017

Riverside Aquatics Complex

Meet Program - Saturday, April 29, 2017

Heat 40 (#23 Men 100 Yard IM)

1 Elving, Michael	38 LVM	1:40.00
2 Toledano, Mark	35 GRA	1:12.00
3 Berwald, Joshua F	37 PBM	1:08.00
4 Shanney, Jason A	36 SOBA	1:05.36
5 Upper, Ryan	37 UC13	1:05.10
6 Rokosz, Peter	35 MMA	1:07.86
7 Machado, Gustavo A	36 SAMO	1:10.00
8 Weiner, David	37 IM	1:18.30
9 Fiedler, Luke	29 RAA	1:20.00

Heat 41 of 61 Finals

1 Godor, Frank	38 ROSE	1:04.30
2 Brent, Jason	36 RIO	1:04.02
3 Granados, James P	35 GRA	1:04.00
4 Stanton, Jeremiah	36 RGSC	1:03.79
5 Wu, Jim	35 BCTM	1:03.30
6 Daene, Markus	38 TVM	1:03.74
7 Tarn, Bryan	36 UC33	1:04.00
8 Oo, Aung Sann	35 ARIZ	1:04.02
9 Yu, Peter T	39 NOVA	1:04.27

Heat 42 of 61 Finals

1 Dingeldein, Douglas S	38 MSMA	1:02.90
2 Konetzki, Alexander	35 IM	1:02.05
3 Bolen, Tyler	35 UC38	1:01.50
4 Bermudez, Oscar I	38 COOG	1:01.39
5 Nester, Aaron A	35 DDP	1:00.10
6 Stanton, Wright	37 RGSC	1:01.32
7 Bixler, John J	35 SDSM	1:01.45
8 Dingeldein, George E	35 OREG	1:01.99
9 Plezia, Michael J	39 SDSM	1:02.22

Heat 43 of 61 Finals

1 Tobler, Nathan	37 RIO	1:00.01
2 Holsman, Trent T	36 TOC	59.72
3 Strahota, Jeffrey R	36 UMAC	58.85
4 Palmer, Ben C	36 SLOM	58.42
5 Jap, Peter S	38 NAM	57.90
6 Greenwood, Scott C	39 TOC	58.00
7 Imwalle, Gregory P	35 MVM	58.50
8 Blatnik, Jeffrey	37 NOVA	59.33
9 Dellagala, Michael	39 NYAC	59.99

Heat 44 of 61 Finals

1 Hwang, Wayne	39 NOVA	57.32
2 Messmer, Matt	36 MELO	57.00
3 Trinidad, Reuben D	37 CMS	56.27
4 Gaines, Billy	36 LVM	56.00
5 Halford, Tom	37 SOBA	55.99
6 Jiracek, Jakub	37 AKMS	56.00
7 Jackson, Randy A	35 LVM	56.13
8 Babcock, Andrew	39 WMAC	56.90
9 Margalis, Robert	35 SPM	57.00

Heat 45 of 61 Finals

1 Sabala, Michael C	36 CHEL	55.17
2 Counts, Glenn M	39 LVM	53.88
3 Parkins, David G	38 WMAC	53.66
4 Marshall, Mario L	35 GRA	52.69
5 Moses, Ed	36 GRA	51.44
6 Natalizio, Jeff F	35 UC33	52.55
7 Marshall, Gary N	35 TOC	53.01
8 Lovett, Michael	39 1693	53.70
9 Vanderkaay, Christian	35 MICH	54.98

Heat 46 of 61 Finals

1 Prill, Derek	30 TOC	1:10.48
2 Oloughlin, Jonathan	33 UMAC	1:05.86
3 Merrill, Tracy C	32 SDSM	1:02.50
4 Armour, Justin	31 ROSE	1:02.26
5 Gibbons, Daniel J	32 SLOM	1:02.00
6 Bauzon, Jaszver C	32 BCTM	1:02.29
7 Medhurst, Chris	30 DDP	1:02.65
8 Mathews, Waseem W	31 GWSC	1:10.00
9 Ladanyi, Jakob C	26 ROSE	1:14.26

Heat 47 of 61 Finals

1 Maurer, Adrian B	33 CHIC	1:02.00
2 Whitaker, Timothy L	31 MVN	1:01.45
3 Ellam, Bryant F	34 MICH	1:00.95
4 Arndt, Matthew E	32 NOVA	1:00.86
5 Gerken, Dustin D	32 NAM	1:00.40
6 Lentz, Graham M	32 TOC	1:00.66
7 Mendoza, Jon	34 ROSE	1:00.89
8 Chudoba, John A	30 DDP	1:01.28
9 Stroh, Christopher M	30 GRA	1:01.99

Heat 48 of 61 Finals

1 Gertenbach, Randy D	34 ARIZ	1:00.09
2 Powers, Brandon L	33 NOVA	1:00.00
3 Vey, William C	30 VCM	59.58
4 Burton, Brad	33 DDP	59.48
5 Ryan, Keith	33 NOVA	58.85
6 Hong, Justin M	32 UC45	59.12
7 Storie, Tyler W	33 LAPS	59.53
8 Davydotchkin, Philipp A	30 UC45	59.87
9 Tiernan, Robert M	33 WCM	1:00.00

Heat 49 of 61 Finals

1 Lehmann, Karl M	31 SMS	58.84
2 Martin, Matthew J	31 ROSE	58.63
3 Newmann, Scott	33 SDSM	57.01
4 Deery, Kyle B	32 SYSM	56.51
5 Gregory, Thomas C	31 MEMO	55.50
6 Hicks, Jeff	34 DDP	55.57
7 Smith, Ben	30 DKTA	56.57
8 Rapp, Larry J	32 SMS	57.30
9 Demand, Andrew K	34 ASC	58.76

Heat 50 of 61 Finals

1 McAteer, Brian	32 SCAQ	55.50
2 Gibson, Christopher R	33 WH2O	55.41
3 Lawler, James	34 NYAC	54.00
4 Bezugliy, Alexander	31 MPNY	51.99
5 Lochte, Ryan	32 GRA	49.00
6 Alexandrov, Mike	32 GRA	49.80
7 Meyer, Geoffrey A	34 DDP	52.95
8 Serrano, Ivan	33 GRA	54.03
9 Talbot, Christopher J	30 TOC	55.50

Heat 51 of 61 Finals

1 Boyer, Kaleb D	29 WCM	1:05.00
2 Stryker, Samuel	26 WH2O	1:04.12
3 Kaiser, Carl J	29 WMAC	1:03.08
4 Bethel, Zachary E	29 SBM	1:01.49
5 Weber, Christopher N	25 GRA	1:00.69
6 Godwin, Chris	29 LVM	1:00.98
7 Toberman, Daniel	27 GWSC	1:02.46
8 Galkin, Dima	29 SCAL	1:03.14
9 Sprinkle, Baden P	29 UC36	1:05.00

Heat 52 of 61 Finals

1 Krall, Tanner F	25 ARIZ	1:00.50
2 Griffard, Jared H	27 LVM	1:00.03
3 Cook, Jacob	29 GRA	1:00.00
4 Malasky, Martin E	28 TOC	59.80
5 Hubbard, Garrett M	25 MVN	59.30
6 Verdegem, Alex C	28 GRA	59.75
7 Moothart, Alex	26 WH2O	1:00.00
8 Fiamengo, Vince	25 LAPS	1:00.00
9 Packer, Christopher B	26 TOC	1:00.08

Heat 53 of 61 Finals

1 Stephenson, Brady	25 UC14	59.12
2 Aakhus, Randy	25 MVN	58.10
3 Bower, Kenny G	29 TOC	57.80
4 Kang, Christopher	28 GRA	57.62
5 Foster, Dana	27 TOC	57.00
6 Hall, Joshua S	26 GWSC	57.50
7 Neuwirth, Jamie	29 TOC	57.77
8 Hinshaw, Benjamin S	26 TOC	58.00
9 Ferrif, Nick L	28 TOC	59.00

Heat 54 of 61 Finals

1 Gleason, Matt	25 NAM	57.00
2 Martin, Alexander	29 GRA	56.94
3 English, Philip	25 MINN	56.74
4 Dasinger, John Henry H	29 WMAC	56.40
5 Cushing, Alex D	28 TOC	56.00
6 Popov, Nicholas	26 GRA	56.18
7 Kirkpatrick, Adrian W	28 ARIZ	56.40
8 Windle, Zachary	25 ARIZ	56.77
9 Birnbrich, Andrew	27 NAM	57.00

2017 Nationwide USMS Spring Nationals - 4/27/2017 to 4/30/2017

Riverside Aquatics Complex

Meet Program - Saturday, April 29, 2017

Heat 55 (#23 Men 100 Yard IM)			Heat 60 of 61 Finals			Heat 5 of 41 Finals					
1	Kukurugya, Matthew A	26 NAM	56.00	1	Birnbrich, Hayden	24 NAM	59.87	1	Crosby, Patricia	61 TSTT	1:43.11
2	Pryor, Michael	26 ARIZ	55.59	2	Walker, Brandon C	21 DGO	59.07	2	Achterberg, Elaine K	62 CMS	1:31.70
3	Yan, Hank	28 TOC	55.50	3	Adajar, Jordan L	24 GRA	59.00	3	Blatt, Cindy S	63 VCM	1:27.15
4	Talmadge, Matthew S	27 TOC	55.40	4	Lindsay, Kyle W	24 GRA	58.37	4	McTavish, Sandra E	62 SCCM	1:27.00
5	Kukharskiy, Sergii	28 MPNY	55.24	5	Garcia, Mike	24 TARP	57.23	5	Lambert, Heather C	63 LBG	1:26.50
6	Materniak, Eric R	25 BERK	55.26	6	May, Alexander M	23 DAM	57.96	6	Meteyer, Beverly B	63 LVM	1:27.00
7	Scheid, Trevor	27 TOC	55.43	7	Rieder, David E	23 PSCM	58.71	7	Kessinger, Katy L	62 UTAH	1:27.15
8	Sauter, Trace U	28 NCMS	55.54	8	MacLurg, Josh	18 CWST	59.01	8	Mothersill, Jane C	60 NUTS	1:28.25
9	Trowbridge, Nicholas R	25 TOC	55.64	9	Palabrica, Juan Pablo M	19 USF	59.81	9	Cook, Cindy J	60 TSTT	1:40.00
Heat 56 of 61 Finals			Heat 61 of 61 Finals			Heat 6 of 41 Finals					
1	Lin, Curtis	26 SBM	55.07	1	Laxson, Benjamin C	24 ARIZ	57.18	1	Smith, Patty	64 SCAC	1:26.44
2	Knittle, Derek	26 ARIZ	54.86	2	Lindholm, Kyle	24 UC13	56.00	2	Dougherty, Mindy M	64 MVN	1:25.77
3	Yntema, Douwe	28 TOC	54.40	3	Meier, Brandon E	24 LVM	55.00	3	Kerr, Ann	60 CMS	1:24.70
4	Murray, Matthew R	25 TOC	54.15	4	Garnier, Jeff	23 CMS	53.00	4	Newacheck, Pamela K	61 WCM	1:24.01
5	Owen, Cameron	27 BC	53.66	5	Hanson, Joshua E	22 RAA	50.68	5	Klatzkin, Amy	61 USF	1:20.86
6	Newell, Rob H	27 TOC	53.76	6	Norman, Jon L	24 NOVA	53.00	6	Sprouse, Cecily	60 DAM	1:21.54
7	Destree, Nathan M	25 MICH	54.16	7	Davis, Cole W	24 TOC	55.00	7	Little, Monica B	64 SBM	1:24.40
8	Grosser, Jacob	28 CMS	54.57	8	Dutton, Matthew T	22 LBG	55.29	8	Edwards, Polly	62 PBM	1:25.50
9	Casey, Aaron J	28 TOC	55.00	9	Alfonso, Alex I	23 NAM	57.00	9	Boscacci, Elizabeth H	61 SBM	1:26.00
Heat 57 of 61 Finals			#24 Women 100 Yard IM			Heat 7 of 41 Finals					
1	Aceino, Alexander M	26 GRA	53.00	Lane	Name	Age	Team	Seed	Time		
2	Wrist, Andrew H	25 MVM	52.37								
3	Koon, Nolan	26 TOC	52.11	Heat 1 of 41 Finals							
4	Pechmann, Luke A	27 GRA	50.47	3	Kornfeld, Maurine E	95 ROSE	3:44.78	4	Schoneberger, Marion B	62 SBM	1:19.30
5	Colupaev, Dimitri	27 GRA	49.80	4	Gregoire, Eugenia	81 UC33	2:35.89	4	Rosener, Karen K	63 CMS	1:16.90
6	Adrian, Nathan	28 TOC	50.00	5	Shockro, Ellen K	74 ROSE	1:57.93	5	Hibben, Veronica	60 UCLA	1:10.48
7	Vogel, Jake N	29 ASC	51.29	6	Crock, Sally S	74 SCAQ	2:02.40	6	Jaunzeme, Andra	64 SDSM	1:13.00
8	Schweitzer, Paul-Marc	25 NYAC	52.14	7	Mc Partland, Peg K	75 MAM	1:48.00	7	Wheeler, Barbara C	60 TAM	1:18.49
9	Birnbrich, Zachary T	25 NAM	52.46	8	Meyers, Susan L	75 UC14	1:36.59	8	Kirkpatrick-Reno, Nancy	61 CVMM	1:19.51
Heat 58 of 61 Finals			Heat 2 of 41 Finals			Heat 8 of 41 Finals					
1	Clark, Austin D	21 PSM	1:13.12	1	Dillon Stewart, Jane E	74 WMAC	1:57.00	1	Palis, Regina A	55 MYST	1:38.42
2	Cobb, Zachary	19 CWST	1:11.00	2	Weinberg, Wendy	71 PSCM	1:52.21	2	Marshfield, Ann K	58 O*H*	1:30.58
3	Neild, Chad A	20 GBM	1:06.47	3	Hill, Marcia M	72 WCM	1:48.00	3	Saul-Zachau, Joanne	58 LVM	1:24.89
4	Lee, Nathaniel T	18 GCUC	1:02.29	4	Barnea, Daniela	73 STAN	1:39.20	4	Tomlin, Julie B	58 RGSC	1:22.98
5	Smith, Quinten S	21 TMAT	1:01.88	5	Uustal, Diann	70 NEM	1:17.21	5	Thayer, Marieke	55 SDSM	1:20.98
6	Koons, Andrew	24 L4S	1:01.89	6	Kranpitz, Nancy	72 WMAC	1:38.55	6	Gonorazky Banchik, Adriana	56 LVM	1:21.79
7	Cardoso Lara, Daniel E	18 GCUC	1:05.00	7	Scott, Stephanie I	70 WCM	1:47.00	7	Feeley, Louise S	58 MELO	1:24.00
8	Lee, Brendan L	23 GRA	1:10.00	8	St. Germain, Patricia J	74 FACT	1:48.97	8	Jones, Eney	56 PBM	1:25.67
9	Nixon, Blake T	19 PSM	1:12.00	9	Bartlett, Susie W	74 FIG	1:55.43	9	Brooks, Sherry M Wendzel	56 NOVA	1:32.00
Heat 59 of 61 Finals			Heat 3 of 41 Finals			Heat 9 of 41 Finals					
1	Spitz, Jacob E	22 UC43	1:01.66	2	Weston, Susan E	66 SDSM	2:17.00	1	Cort, Hayley E	55 AGUA	1:19.32
2	Dole, Cameron F	19 DKTA	1:01.22	3	Ellis, Cathie	65 SDSM	1:38.05	2	Johnston, Blossom P	57 SAWS	1:14.03
3	McNeese, Cody N	19 GCUC	1:00.72	4	Hirakawa, Diane M	68 SDSM	1:37.00	3	Moss, Pam Henry	55 CONN	1:13.61
4	Phillips, Luke W	24 PSCM	1:00.17	5	Reid, Colleen G	67 HIMA	1:37.43	4	Plevich, Beth	55 TXLA	1:13.30
5	Jenny, Frederick	23 NAM	1:00.00	6	Speer, Pam	65 ARIZ	1:42.47	5	Mareb, Karen M	58 NEM	1:11.00
6	Thomas, Michael R	24 TAM	1:00.13	7	Osborne, Yolanda	62 MVN	1:55.98	6	Osborn, Ahelee Sue M	59 LNRS	1:11.00
7	Hill, Taylor E	23 DAM	1:00.50	8	Matsuyama, Hanako	61 FF	2:15.00	7	Faurot, Michelle A	56 SNM	1:13.36
8	Jordan, Steven M	22 SMST	1:00.80	Heat 4 of 41 Finals							
9	Pusateri, Jonathan E	21 TCAS	1:01.60	1	Tyler, A Susan	68 SNM	1:35.37	8	Gardner, Deborah S	57 ARIZ	1:13.79
				2	Whalen, Katharine	68 LNRS	1:32.32	9	Rafkin, Louise	58 UC38	1:18.05
				3	Shaps, Ruth Y	69 MAM	1:23.61				
				4	Hayes, Christie M	69 NEM	1:21.95				
				5	Davis, Charlotte M	67 PSM	1:12.00				
				6	Alexander, Martha A	67 WCM	1:19.15				
				7	Gettling, Janet	68 OREG	1:23.39				
				8	Grams, Anne P	69 4SWM	1:29.95				
				9	Stockwell, Teddy	68 PALM	1:33.71				

2017 Nationwide USMS Spring Nationals - 4/27/2017 to 4/30/2017

Riverside Aquatics Complex

Meet Program - Saturday, April 29, 2017

Heat 10 (#24 Women 100 Yard IM)			Heat 15 of 41 Finals			Heat 20 of 41 Finals					
1	Andrus-Hughes, Karen	59 OREG	1:10.50	1	Keighley, Carole L	53 QSS	1:15.10	1	Pescatori, Rossella	46 SCAQ	1:09.30
2	Ganze, Cathy	59 SDSM	1:10.25	2	Soraghan, Marilyn L	50 NEM	1:14.43	2	Gellatly, Jill E	49 COOG	1:08.00
3	Wenzel, Chris	57 PBM	1:09.27	3	Tanase, Pamela J	50 SBM	1:13.50	3	Buzzelli, Tara A	48 YGF	1:06.90
4	Block, Andrea J	55 IM	1:08.33	4	Schoenneman, Lisa L	54 CVMM	1:11.52	4	Cleven, Detra R	48 KAC	1:06.52
5	Pipes, Karlyn A	55 PBM	1:05.21	5	Biegler-Ciaccio, Leslie	50 IM	1:10.30	5	Goodale, Rainy M	47 NEM	1:05.99
6	Granger, Traci S	59 LAPS	1:08.00	6	Voss, Julie E	53 PSM	1:10.45	6	Visser, Linda	46 SPM	1:06.39
7	Krattli, Caroline	55 WIND	1:08.88	7	Quick, Sarah E	53 NBA	1:12.51	7	Seavall, Kelly J	48 CMS	1:06.57
8	Cook, Jenny L	59 UC06	1:10.00	8	Simpson, Lisa M	52 SDSM	1:14.26	8	McPherson, Chris A	49 ENSW	1:07.05
9	Brightwell, Kim M	57 RMST	1:10.43	9	Tracy, Robin C	53 DKTA	1:15.09	9	Reiss, Natasha	47 WIND	1:08.77
Heat 11 of 41 Finals			Heat 16 of 41 Finals			Heat 21 of 41 Finals					
1	Morgan, Kimberly	49 ROSE	1:44.43	1	Kupan, Cheryl A	52 SPM	1:09.00	3	Avelar, Liliana P	41 SAMO	1:44.58
2	Williams, Christy	45 CMS	1:35.11	2	Wolff, Celia	51 NCMS	1:08.75	4	Clarke, Sunne A	42 MEMO	1:31.91
3	Sheaks, Heidi I	47 GRA	1:25.05	3	Cleavenger, Becky	53 CVMM	1:07.65	5	Bowman, Christina A	44 UC12	1:25.47
4	Smith, Staci R	47 TMAT	1:22.98	4	Wager, Susan	51 NYAC	1:06.50	6	Shikiya-Pascucci, Julie	42 GRA	1:30.79
5	Beers, Kim	48 UC38	1:29.30	5	Welting, Lauren K	51 TOC	1:06.18	7	Carlson, Kathie	41 TCC	1:42.75
6	Pusch, Judy	47 ASC	1:35.79	6	Gelman, Kathryn E	52 STAN	1:06.37	Heat 22 of 41 Finals			
7	Asta, Lisa M	51 WCM	2:04.77	7	Nowak, Elizabeth A	53 NCMS	1:06.76	1	Potter, Misty	42 TMAT	1:21.87
8	Bertolone-Smith, Claudia M	52 CVM	1:42.00	8	Asch, Jill M	50 OREG	1:08.66	2	Shafiiha, Roshanak	41 ROSE	1:21.00
9	Payne, Barb	51 TSTT	2:20.00	9	Jurey, Mary K	50 TXLA	1:08.82	3	Smittle, Alexa	41 GWSC	1:20.00
Heat 12 of 41 Finals			Heat 17 of 41 Finals			Heat 23 of 41 Finals					
1	Freeman, Caroline P	54 ROSE	1:38.60	1	Gomez, Mika A	49 NOVA	1:22.72	4	Fradkin, Ana	43 SCAQ	1:15.10
2	Beattie, Romy N	54 TSTT	1:30.89	2	Martinez, Edna	46 SDSM	1:19.03	5	Reyes, Claire	40 DAMM	1:14.86
3	Steidle, Gwynne A	54 MVN	1:26.70	3	Batcheller, Jennifer A	48 MVN	1:17.13	6	Lauzon, Chantal H	43 NOVA	1:14.92
4	Taylor, Catherine W	54 WCM	1:22.16	4	Konopka, Beata M	48 CVMM	1:17.07	7	Hrindo, Jan M	44 SNM	1:15.79
5	Kavalauskas, Alita	54 JAMM	1:19.83	5	Nesbitt, Linda P	48 HUMM	1:16.85	8	Hanson, Maren T	42 RIO	1:20.67
6	Rinehart, Susan F	52 ROSE	1:20.19	6	Buteyn, Cindy D	49 WMAC	1:17.00	9	Ongerth, Ann Michelle	42 WCM	1:21.49
7	Lastelic, Barbara A	50 NOVA	1:23.00	7	Weidner, Kim	47 LVM	1:17.07	Heat 24 of 41 Finals			
8	Chin, Jian W	53 USF	1:28.00	8	Cortland, Renee	46 CONN	1:18.93	1	Olsheim, Elizabeth R	43 MVN	1:13.79
9	Span, Eileen T	51 MVN	1:36.17	9	Seibert, Tracie	47 SNM	1:19.09	2	Santoro, Shelly P	40 LVM	1:12.92
Heat 13 of 41 Finals			Heat 18 of 41 Finals			Heat 25 of 41 Finals					
1	Takarabe, Nikki	51 CTM	1:19.47	1	Forest, Anna Marie	47 SDM	1:16.74	1	Plotz-Saribalas, Amy M	44 NAM	1:08.50
2	Nystrom, Ingrid	51 RGSC	1:19.01	2	Romoli, Sian L	45 CTM	1:16.28	2	Dunn, Sara	44 NCMS	1:07.99
3	Dooley, Paula E	53 SLOM	1:18.23	3	Winn, Kristen N	47 NOVA	1:15.21	3	Schwab, Katherine V	40 KENM	1:04.36
4	Karlin, Olivia	53 WH20	1:18.08	4	Ladd, Laura M	49 ENSW	1:14.71	4	Schaetz, Trina R	44 WMAC	1:03.68
5	Ashworth, Michelle P	53 LVM	1:18.00	5	Carter, Eddie C	46 NCMS	1:14.43	5	Glenn, Katie	40 STAN	59.87
6	Linkletter, Chris R	51 LAPS	1:18.00	6	Haberstich, Carrie	45 IM	1:14.67	6	Lindauer, Kerry	42 NCMS	1:01.01
7	Quinn, Molly	50 SDSM	1:18.20	7	Keith, Lisa	47 PSM	1:15.19	7	Skinner, Sonja	40 OREG	1:04.22
8	Loomis, Caroline	53 DAM	1:18.91	8	Khalil, Heidi G	46 ROSE	1:15.35	8	Pledger, Abby B	42 NBA	1:07.50
9	Lewis, Melissa D	51 NBA	1:19.44	9	Rakotz, Tara	49 SDSM	1:16.34	9	Bayles, Lonna S	40 ROSE	1:08.00
Heat 14 of 41 Finals			Heat 19 of 41 Finals								
1	Capen, Tasha	50 MELO	1:17.55	1	Paddock, Nina S	45 ROSE	1:13.98				
2	Huettner, Heather L	51 MOVY	1:17.39	2	Maynard, Lisa D	47 ARIZ	1:13.74				
3	Perry, Rebecca R	52 MAM	1:16.22	3	Going, Melissa	47 MVN	1:11.36				
4	Penney, Sandra	53 STAR	1:15.89	4	Reece, Margaret E	45 NSM	1:10.00				
5	Morris, Mary K	51 MINN	1:15.13	5	Gass, Melissa	49 NCMS	1:09.55				
6	Hudson, Nadean	50 VCM	1:15.75	6	Olsen, Cat	47 RAM	1:09.98				
7	Smith, Liesl G	52 IM	1:16.13	7	Shinnick, Christina	47 CTSM	1:10.56				
8	Couch, Stephanie D	52 MELO	1:16.70	8	Leichter, Nancy L	46 ROSE	1:11.91				
9	Daubersmith, Britta M	51 OREG	1:17.45	9	Garland, Crystal	45 CMS	1:13.76				

2017 Nationwide USMS Spring Nationals - 4/27/2017 to 4/30/2017

Riverside Aquatics Complex

Meet Program - Saturday, April 29, 2017

Heat 26 (#24 Women 100 Yard IM)

1 Baker, Laurel C	39 PSM	1:26.00
2 Zavala, Talia	35 GRA	1:21.63
3 McCabe, Erin	37 ROSE	1:16.00
4 Conway, Kieara A	38 AKMS	1:14.00
5 Rueda, Marcela	35 SRM	1:13.14
6 Hardwick, Debra	37 UC33	1:13.30
7 Neild, Rachel A	36 GBM	1:15.05
8 Fischer, Christine	36 CMS	1:17.33
9 Jones, Megan A	37 NYCH	1:23.49

Heat 27 of 41 Finals

1 Andrus, Megan M	35 LVM	1:13.03
2 Gardner, Kristin E	37 TSTT	1:13.00
3 Plezia, Colleen A	36 SDSM	1:12.95
4 Metz, Amanda	36 OREG	1:11.74
5 Reeves, Tessa L	38 OREG	1:11.12
6 Wilson, Kendra E	36 SDSM	1:11.59
7 Stich, Chris S	39 WMAC	1:11.90
8 Clark, Molly K	35 OREG	1:13.00
9 Lee, Mary	35 LVM	1:13.00

Heat 28 of 41 Finals

1 Giovanni, Melissa K	37 LVM	1:11.02
2 Buskirk, Emily K	36 NBA	1:09.95
3 Jones, Sophie	35 UC33	1:09.10
4 Hardin, Meghan S	35 NBA	1:07.38
5 Golden, Dani	37 SDSM	1:05.72
6 Keeler, Susan E	38 WCM	1:06.88
7 Carlson, Jennifer M	37 RMST	1:08.18
8 Lawrence, Laura A	37 WCM	1:09.44
9 Macedo, Ashley L	35 SBM	1:10.36

Heat 29 of 41 Finals

1 Lee, Jodi L	39 CMS	1:05.02
2 Melsen, Krisie M	36 MINN	1:04.65
3 Lloyd, Allison	36 IM	1:03.55
4 Richards, Ericka L	39 WCM	1:01.04
5 Chang, Gabrielle E	39 SBM	58.18
6 Linke, Lyndsey M	36 CMS	1:00.70
7 Moro, Erin C	38 PALM	1:02.76
8 Keiber, Casey M	39 SYSM	1:04.37
9 Rohr, Meredith B	35 MVM	1:04.93

Heat 30 of 41 Finals

1 Lenihan, Chloe M	34 GRA	1:13.68
2 Browne, Julia	32 GRA	1:13.34
3 Soldati, Kelly L	33 NCMS	1:13.01
4 Leeming, Lindsey A	32 LVM	1:12.87
5 Dubay, Abica	31 GRA	1:12.55
6 Bagley, Blair A	33 SDM	1:12.74
7 Cush, Rachel	32 MICH	1:13.00
8 Pignalberi, Signe L	34 AKMS	1:13.01
9 Buhagiar, Kristin N	34 GRA	1:13.60

Heat 31 of 41 Finals

1 Stengel, Julia P	31 ROSE	1:12.37
2 Brown, Dannelly W	32 SDSM	1:12.00
3 Beck, Stephanie L	34 SDM	1:11.14
4 Ryan, Aleah M	33 NOVA	1:11.05
5 Van Erden, Jayme	31 RMST	1:10.02
6 Tiernan, Heather	33 WCM	1:10.23
7 Johnson, Katherine M	30 ROSE	1:11.14
8 Hartrich, Juliana	30 CVMM	1:11.74
9 Scaparra, Joan M	30 ASC	1:12.26

Heat 32 of 41 Finals

1 Geskos, Evangeline A	33 AGUA	1:09.72
2 McGrail, Crystie	32 GBM	1:08.18
3 Hibbard, Kate	32 LVM	1:05.00
4 Eads, Courtney D	30 TCC	1:03.44
5 Heidinger, Anna M	32 CMS	59.63
6 Watanabe, Naoko	34 TOC	1:00.98
7 Schneider, Leah R	32 WMAC	1:04.69
8 Margalis, Beth R	33 4SWM	1:07.50
9 Petrova, Mariya	31 ROSE	1:09.62

Heat 33 of 41 Finals

1 DeOrsay, Corinne	29 SAMO	1:45.00
2 Salas, Alyssa C	26 CTSM	1:40.00
3 Lorion, Marisa L	27 WH2O	1:24.66
4 Fernandez, Caroline V	27 GRA	1:23.31
5 Maranon, Michelle R	25 TCC	1:24.23
6 Cell, Melissa	27 SAMO	1:40.00
7 Yuelys, Margarite	26 AGUA	1:45.00
8 Oganesyan, Violeta	23 GRA	1:20.00
9 Baber, Caroline	20 PSM	1:21.13

Heat 34 of 41 Finals

1 Higley, Catherine	25 GRA	1:22.62
2 Adams, Veronica M	26 MVN	1:15.00
3 Berg, Katherine B	25 ROSE	1:11.36
4 Carey, Melissa	25 AGUA	1:09.31
5 Avrea, Mikayla	28 VCM	1:09.31
6 Hank, Stephanie N	27 LVM	1:09.31
7 Shiimoto, Dannielle	27 GRA	1:10.43
8 MacDonald, Keely	27 WH2O	1:12.10
9 Jimenez, Alejandra	26 ROSE	1:15.80

Heat 35 of 41 Finals

1 Kim, Eileen J	25 SLOM	1:09.20
2 Stroh, Jordan S	25 GRA	1:08.77
3 Popp, Stephanie	28 SCAQ	1:08.30
4 Reeves, Katherine W	26 TOC	1:08.00
5 Adams, Laura D	25 ROSE	1:07.55
6 Webb, Brittany	27 NAM	1:07.90
7 Grainger, Lizz	26 GRA	1:08.04
8 Orozco, Felicia G	27 GRA	1:08.54
9 Lawrence, Sarah O	29 HFS	1:09.00

Heat 36 of 41 Finals

1 Colavito, Shannon J	29 LVM	1:07.31
2 Chang, Grace O	26 BCTM	1:06.92
3 Gaudinier, Lindsay E	27 WCM	1:06.33
4 Senicheva, Olesya	28 SCAQ	1:05.50
5 Colwill, Chelsea N	28 SPM	1:04.00
6 Walgamott, Annie	28 TMAT	1:04.52
7 Garbo, Rachel	27 MICH	1:05.73
8 O'Keefe, Madeleine	25 WMAC	1:06.90
9 Jones, Shannon	27 CMS	1:07.00

Heat 37 of 41 Finals

1 Vint, Stephanie R	28 LAPS	1:03.89
2 Meinholz, Ellen M	25 WMAC	1:03.50
3 Curran, Caitie B	29 GAJA	1:02.27
4 Ripley, Rachel A	26 NYAC	1:01.55
5 Beck, Spindrift S	26 SCAQ	1:01.37
6 Bethel, Lesley Y	27 SBM	1:01.45
7 Bambusch, Hailey	26 OREG	1:01.88
8 Raatz, Katherine	28 TOC	1:03.01
9 Kilkuts, Courtney	29 TOC	1:03.69

Heat 38 of 41 Finals

1 Brennan, Dannica B	26 LVM	1:01.10
2 Naish, Lyndsay	28 FMT	1:00.40
3 Roberts, Elizabeth T	29 CER	59.97
4 Akenberger, Jamie K	26 LVM	59.50
5 Herrmann, Danielle M	29 CLOV	57.00
6 Yamauchi, Penelope R	27 MEMO	57.00
7 Stacy, Jessica L	27 OREG	59.55
8 Delay, Sara E	26 WCM	1:00.00
9 Conrad, Kelley	27 HFS	1:00.73

Heat 39 of 41 Finals

1 Segal, Rebecca M	18 JAM	1:17.10
2 Lamb, Mariah	20 GCUC	1:15.60
3 DeValk, Brittany L	20 CVMM	1:12.09
4 Hurowyj, Katrina A	19 GCUC	1:11.94
5 Tran, Shanta V	21 USF	1:11.00
6 Pope, Emma	18 CWST	1:11.79
7 McCrea, Ava	19 PSM	1:12.00
8 Arzave Trujillo, Melissa	22 HSAM	1:15.44
9 McKinley, Kayla L	20 TCC	1:16.43

Heat 40 of 41 Finals

1 Fisch, Karly D	23 UC48	1:10.79
2 Keirns, Katrina M	23 TOC	1:10.60
3 DiCola, Katlin R	24 PKBM	1:09.90
4 Vint, Karina M	24 LAPS	1:09.22
5 Yontz, Marissa G	23 WMAC	1:08.00
6 Sargent, Paris A	19 GCUC	1:08.22
7 Pusateri, Rebekah A	19 PSM	1:09.83
8 Deardorff, Emily K	19 PSM	1:10.30
9 Hoffman, Shekinah L	23 LVM	1:10.79

2017 Nationwide USMS Spring Nationals - 4/27/2017 to 4/30/2017

Riverside Aquatics Complex

Meet Program - Saturday, April 29, 2017

Heat 41 (#24 Women 100 Yard IM)				Heat 6 of 34 Finals				Heat 11 of 34 Finals							
1	Turner, Lauren	24 ROSE	1:06.27	1	Murray, Mike	66 WMAC	39.10	1	Graham, Errol	57 WH2O	35.50	2	Michaels, Charles F	58 MOST	34.35
2	Weinstein, Rachel	23 NOVA	1:05.80	2	Fogg, Stephen W	68 PSM	37.00	2	Campbell, Frank E	58 ROSE	34.05	3	Schultz, Ward G	59 SCA	32.82
3	Carroll, Julia M	24 DGO	1:04.31	3	Hellwig, Christian P	68 TSUN	36.77	3	Stolshek, Bradley S	56 CVMM	32.60	4	Goodell, Brian S	58 MVN	32.61
4	Murphy, Kathryn T	24 TOC	1:02.00	4	Ludwig, Terry	66 ARIZ	36.59	4	Madden, Mark Y	56 GRA	33.50	5	Fisher, Dennis E	57 NAM	34.10
5	Sudarma, Tiffany C	22 TOC	59.00	5	Lintz, Steve	66 SNM	35.00	6	Sternberg, Scott D	59 ROSE	35.30				
6	Hendrix, Jacqueline J	19 CER	1:01.21	6	Peters, Earl C	65 ARIZ	35.96								
7	Woody, Julie J	23 CER	1:03.46	7	Farmer, Michael W	69 ROSE	36.71								
8	Reading, Mariah E	23 SBM	1:05.41	8	Stretch, James J	65 PSM	36.99								
9	Leigh, Rachel E	23 BAM1	1:06.00	9	Hayes, William B	65 PSM	37.93								
#25 Men 50 Yard Backstroke				Heat 7 of 34 Finals				Heat 12 of 34 Finals							
Lane	Name	Age Team	Seed Time	1	Green, Dick	65 SRM	34.89	1	Voll, Robert M	59 OREG	32.56	2	Frank, Peter J	55 VCM	32.47
Heat 1 of 34 Finals				2	Ryson, Jon C	65 RMST	33.00	2	Gordin, Scott	59 UC33	31.75	3	Menefee, Bruce	58 GRA	31.37
3	Akbar, Clyde	69 SFTL	1:21.35	3	Middleton, Marc D	65 YCFM	31.90	4	Gilberg, Steve	55 IM	31.19	6	Hendrick, Marty	59 SFTL	31.32
4	Campan, Gary	73 PSM	47.00	4	Wilder, Hugh	69 UC48	30.46	7	Aamoth, James R	55 CVMM	31.61	8	Bennett, Michael L	56 CRUZ	32.20
5	Sears, Robert L	90 ARIZ	1:09.46	5	Wilson, Robert H	65 CAQM	29.44	9	Burr, Chuck	59 RIDG	32.50				
6	Robert, Marc	90 ROSE	3:00.00	6	Mc Conica, Jim	66 VCM	29.99								
Heat 2 of 34 Finals				7	Johnson, Clifford H	65 SNM	31.50	Heat 13 of 34 Finals							
1	Gorwitz, Nahum	80 SFTL	1:03.64	8	Whatley, Thomas W	65 MELO	32.60	1	Maryatt, Andrew T	56 RAMS	31.05				
2	Coles, Bill	81 SDSM	50.46	9	Bernard, Alan D	67 TAM	33.27	2	Oliveira, Leonidas L	56 COMP	30.61				
3	Farrell, Jeff	80 SBM	43.83	Heat 8 of 34 Finals				3	Thornton, Cooper	55 CTM	29.99				
4	Charlton, Allan	80 MICH	37.00	1	Ellis, Michael S	62 ARIZ	33.85	4	Cutting, Steve	59 TVM	29.67				
5	Smethurst, Everett W	82 NOVA	45.16	2	Crist, Bruce C	60 SAWS	33.34	5	Fremont, Robert	58 WIND	29.40				
6	Hecker, Victor	82 LVM	58.00	3	Meek, Greg	60 RIDG	32.26	6	Blommel, Gregory G	57 WMAC	29.50				
7	Beach, Robert E	86 SPM	55.00	4	Vogel, Matthew M	62 IM	31.97	7	Washburne, Brent C	55 OREG	29.82				
8	McConnell, Stan	85 UC33	52.00	5	Divjak, Zdravko	60 SDSM	31.47	8	Morales, John R	59 SRM	30.55				
9	Butler, Walter R	85 LVM	59.46	6	White, Warren A	62 NCMS	31.56	9	Weissert, Toby	58 NOVA	31.00				
Heat 3 of 34 Finals				7	Sullivan, James H	64 CVM	32.00	Heat 14 of 34 Finals							
1	Walker, Craig	77 MVAQ	1:10.00	8	Kahn, Stuart L	63 DAM	32.92	1	Roth, Richard M	58 SDSM	29.25				
2	Zuur, James	76 TAM	45.20	9	Heather, Michael R	62 MVN	33.42	2	Tallman, Karl G	58 CRUZ	28.90				
3	McKinney, Kenneth O	78 ARIZ	43.64	Heat 9 of 34 Finals				3	Hering, Brad V	55 PSM	28.08				
4	Bledsoe, Dennis R	78 WCM	36.51	1	Nixon, John L	61 SPM	31.03	4	Haynie, Carl	56 PSM	27.85				
5	LeRoy, Richard J	76 ARIZ	40.11	2	Patocchi, Robert J	61 CMAM	29.90	5	Kone, Bruce C	59 RICE	26.34				
6	Norris, Robert F	78 DAM	44.91	3	Mykleby, Geoff L	64 WMAC	29.50	6	Whelchel, David	55 LIB	27.65				
7	Diehl, David J	75 1776	45.83	4	Graham, Donald	62 PSM	28.12	7	Lum, Bryant J	55 VCM	28.04				
8	Owens, Robert A	70 VCM	42.50	5	Steynberg, Andre P	60 SFTL	27.50	8	Grisa, Thomas M	55 WMAC	28.82				
Heat 4 of 34 Finals				6	Djang, Philipp A	62 SFTL	27.60	9	Belin, Thomas H	55 IAMA	29.14				
1	Carey, George L	74 UC33	41.36	7	Heath, Robert H	60 MAM	29.50	Heat 15 of 34 Finals							
2	Wiener, Neal T	72 WH2O	39.60	8	Hildebrandt, David C	62 GAJA	29.66	1	Collins, Barry	53 UC33	33.81				
3	Shaffer, Craig A	70 ARIZ	39.00	9	Fochios, Dean T	63 WMAC	30.17	2	Jung, Gregory A	54 TCC	31.54				
4	Elder, James E	73 TOC	35.00	Heat 10 of 34 Finals				3	Wilson, Todd	52 SRM	31.40				
5	Burns, Richard	73 TAM	30.25	1	Clepper, Al	53 SDSM	50.00	4	Smith, Stuart B	51 TMAT	31.30				
6	Ennis, Richard C	72 RAMS	34.00	2	Heredia, Jose	51 GRA	37.28	5	Meier, Eric R	52 OREG	31.02				
7	Raffaelli, Larry L	74 VCM	38.60	3	Kondo, Ken K	51 MVN	34.46	6	McCarthy, John W	51 LNRS	31.16				
8	Langendoen, Gary	71 ROSE	39.50	4	Tarquino, Mario	53 LVM	49.00	7	Bolduc, John A	51 SDSM	31.30				
9	Livingood, Bill	72 UC14	39.81	5	Hatch, Eric	42 SNM	30.73	8	Hagen, Dean C	54 ARIZ	31.41				
Heat 5 of 34 Finals				6	Monney, Pascal	44 SDSM	36.00	9	Woudwijk, Rik	51 LAPS	32.00				
2	Greene, Skip	64 PSM	50.70	7	Nitsch, Michael	48 SDSM	36.11								
3	Nichols, Scott	62 FIG	43.19	8	Oaten, Stewart R	46 USF	50.00								
4	Kennedy, Bob L	62 CRUZ	35.90	9	Wrabley, Matt	55 GRA	36.61								
5	Taylor, Jeff S	60 MVN	35.06												
6	Sterne, Erik A	64 ROSE	35.44												
7	Gosha, Joseph D	63 ARIZ	37.00												
8	Marshall, Wally T	64 CHIC	45.00												

2017 Nationwide USMS Spring Nationals - 4/27/2017 to 4/30/2017

Riverside Aquatics Complex

Meet Program - Saturday, April 29, 2017

Heat 16 (#25 Men 50 Yard Backstroke)			Heat 21 of 34 Finals			Heat 26 of 34 Finals					
1	Candela, Joseph V	50 LVM	31.00	1	Partee, Michael D	42 NOVA	30.40	1	Counts, Glenn M	39 LVM	27.23
2	Sarrafazadeh, David A	51 USF	30.51	2	Stockwell, Zach	42 CRUZ	30.40	2	Margalis, Robert	35 SPM	26.70
3	Perry, Lyndon	53 MOVY	30.12	3	Kim, Steve	40 GRA	30.32	3	Gaines, Billy	36 LVM	26.00
4	Woolard, Woody	53 UC33	30.00	4	Andrin, Milan	41 NAM	30.10	4	Addadi, Mehdi	39 CMS	25.53
5	Bimbrich, Mark S	50 NAM	29.69	5	Mastracchio, Dominic R	42 RICE	29.69	5	Natalizio, Jeff F	35 UC33	24.18
6	Hahn, Darek L	50 JAM	29.86	6	Batzofin, Craig	42 BCTM	29.79	6	Lotano, Daniel	36 PBM	25.45
7	McAdam, Samuel T	51 DAM	30.00	7	Whear, Steven C	43 TMAT	30.20	7	Moses, Ed	36 GRA	25.80
8	Cleaver, Oliver	54 SAWS	30.44	8	Kolarov, Michael C	44 MVN	30.39	8	Blatnik, Jeffrey	37 NOVA	26.55
9	Highnote, Allen	53 ACS	30.90	9	Vessie, David B	41 NOVA	30.40	9	Depew, Mark C	35 DDP	27.00
Heat 17 of 34 Finals			Heat 22 of 34 Finals			Heat 27 of 34 Finals					
1	Hiltabiddle, Steve	50 NITR	28.50	1	Kremers, Brian J	43 LBG	29.01	1	Fischer, Richie L	34 WMAC	32.50
2	Sullivan, Scot A	50 OREG	27.63	2	Karren, Kelly S	43 CVMM	28.90	2	Lentz, Graham M	32 TOC	29.75
3	Morris, Richard L	53 NAM	27.20	3	Tetzlaff, Maurice	40 IM	28.18	3	Armour, Justin	31 ROSE	29.54
4	Shaffer, Mike G	51 VCM	26.86	4	Nance, Chad A	44 NAM	27.51	4	Dening, Wesley W	33 SCAQ	29.15
5	Irvin, Mike	50 RAA	26.00	5	Samaddar, Robin K	43 UC48	27.25	5	Roth, Christopher M	32 GRA	29.25
6	Moran, Marty	50 MINN	26.07	6	Seguin, Mark E	44 MINN	27.25	6	Hsu, Howard	34 ROSE	29.70
7	Segal, William N	52 JAM	27.10	7	Samaddar, Kris K	43 UC48	27.51	7	Galasso, Mike A	30 DDP	29.92
8	Faria, Jose J	51 GSM	27.54	8	Williams, Rich	41 1693	28.24	8	Lee, Nathaniel T	18 GCUC	28.65
9	Chan, Andy	54 MELO	28.11	9	Axline, Kenly M	41 NAM	29.00	9	Smith, Quinten S	21 TMAT	29.20
Heat 18 of 34 Finals			Heat 23 of 34 Finals			Heat 28 of 34 Finals					
1	Del Villar, Felipe	48 NOVA	33.00	1	Whitford, Matthew T	41 GBM	27.21	1	Powers, Brandon L	33 NOVA	29.00
2	Webster, Dale W	47 SDSM	31.46	2	Fletcher, Van	41 NCMS	26.27	2	Bauzon, Jaszver C	32 BCTM	28.43
3	Adams, Scott G	47 UC04	31.01	3	Cole, David C	41 CRUZ	25.79	3	Volcansek, Ales	34 UC38	28.00
4	Hohn, Chris	48 SDSM	30.66	4	Bell, David E	41 CRUZ	25.38	4	Demand, Andrew K	34 ASC	27.65
5	Castle, Matt	45 PSM	30.07	5	O'Sullivan, Chris	42 CMS	24.25	5	Gerken, Dustin D	32 NAM	27.12
6	Hanson, Daniel R	49 MINN	30.47	6	Wanie, Lee G	43 TOC	24.80	6	Martin, Thomas C	30 DDP	27.50
7	Anderson, Tim T	45 WMAC	30.79	7	Christopher, Todd R	41 SCA	25.50	7	Davydotchkin, Philipp A	30 UC45	27.98
8	Schreiber, Tim	45 ARIZ	31.38	8	Counts, Chris	41 LVM	25.92	8	Chudoba, John A	30 DDP	28.23
9	Moreno, David	47 CTM	31.53	9	Briseno, Osiris	41 NAM	26.97	9	Maurer, Adrian B	33 CHIC	28.50
Heat 19 of 34 Finals			Heat 24 of 34 Finals			Heat 29 of 34 Finals					
1	Smith, Bryan E	49 PSM	30.06	1	Syedgavadi, Bobak	37 CTSM	47.87	1	Fisher, Zachary A	31 NAM	26.50
2	Mitchell, Jeffrey A	48 MVN	30.00	2	Konetzki, Alexander	35 IM	29.60	2	Serrano, Ivan	33 GRA	25.64
3	Tobey, John	45 CMS	29.93	3	Waterson, Kevin	38 DAM	29.33	3	Fowler, Joshua	32 DDP	25.01
4	Dietrich, Jim	46 NOVA	29.48	4	Carrington, Douglas R	35 AWYY	29.06	4	Gibson, Christopher R	33 WH20	24.09
5	McCormick, Darren C	47 TCC	28.55	5	Wood, Andrew T	39 GRA	28.99	5	Lochte, Ryan	32 GRA	21.80
6	Timko, Kevin A	47 RAA	28.80	6	Dingeldein, George E	35 OREG	28.99	6	Marshall, Matthew T	34 TOC	24.00
7	Power, Michael L	49 SBM	29.68	7	Torres, James	35 CTSM	29.18	7	Wang, Timothy J	34 TOC	24.75
8	Rudolph, Daniel A	45 L4S	29.95	8	Stanton, Jeremiah	36 RGSC	29.41	8	Hicks, Jeff	34 DDP	25.11
9	Hilton, Robert	48 ROCH	30.01	9	Wu, Jim	35 BCTM	30.72	9	Talbot, Christopher J	30 TOC	26.50
Heat 20 of 34 Finals			Heat 25 of 34 Finals			Heat 30 of 34 Finals					
1	O'Donnell, James A	49 BUMM	28.25	1	Bixler, John J	35 SDSM	28.99	1	Fiedler, Luke	29 RAA	33.00
2	Kanner, Joey	47 PALM	27.77	2	Denny, Michael S	38 CVMM	28.88	2	Hall, Richard L	27 LVM	28.42
3	Wegner, Dan	45 LVM	26.77	3	Godor, Frank	38 ROSE	28.29	3	Packer, Christopher B	26 TOC	27.00
4	Sumner, David M	46 MVN	26.45	4	Greenwood, Scott C	39 TOC	28.00	4	Verdegem, Alex C	28 GRA	26.62
5	Dreizler, Todd M	47 PSCM	25.21	5	Holsman, Trent T	36 TOC	27.55	5	Malasky, Martin E	28 TOC	26.20
6	Mc Kay, Matthew G	45 NEM	25.45	6	Roper, Matt	36 DAM	27.74	6	Aakhus, Randy	25 MVN	26.50
7	Beach, Christopher E	47 PBM	26.64	7	Francis, Tyler M	36 ARIZ	28.00	7	Bethel, Zachary E	29 SBM	26.73
8	Hamilton, Rick M	49 MAM	27.47	8	Bolen, Tyler	35 UC38	28.55	8	Griffey, Andrew	26 GWSC	28.13
9	Reilly, Ryan J	45 ROSE	28.00	9	Popko, David A	39 RAA	28.90	9	Docken, Steffen S	28 DAM	29.99

2017 Nationwide USMS Spring Nationals - 4/27/2017 to 4/30/2017

Riverside Aquatics Complex

Meet Program - Saturday, April 29, 2017

Heat 31 (#25 Men 50 Yard Backstroke)				Heat 3 of 30 Finals				Heat 9 of 30 Finals							
1	Wang, Jackson Z	29 TOC	26.00	1	Freedman, Sunny E	69 HIMA	59.33	1	McBroom, Rena C	57 RGSC	39.03	2	Moore, Dede G	57 LAPS	37.50
2	Cushing, Alex D	28 TOC	26.00	2	Lemm, Barbara J	65 WMAC	46.02	2	Meyer, Marguerite	58 TOC	37.00	3	Kahn, Mary J	57 DAM	35.80
3	Albu, Phil	25 MINN	25.18	3	Whalen, Katharine	68 LNRS	44.65	3	Johnston, Blossom P	57 SAWS	35.09	4	Stokes, Karin E	56 NEM	35.17
4	Koon, Nolan	26 TOC	25.06	4	Casey, Kathrine J	68 PSM	45.09	4	Garnier, Kathy L	56 CMS	36.99	5	De Groot-Hedlin, Catherine I	57 WIND	37.00
5	Murray, Matthew R	25 TOC	24.10	5	Galette, Mary E	69 PBM	52.30	6	Lepinski, Cokie	57 NUTS	38.00				
6	Casey, Aaron J	28 TOC	24.90	6	Manheim, Lucy M	74 RMST	54.77	Heat 10 of 30 Finals							
7	Hinshaw, Benjamin S	26 TOC	25.08	7	Caldwell, Carol A	70 LVM	51.41	1	Osborn, Ahelee Sue M	59 LNRS	35.00				
8	Dasinger, John Henry H	29 WMAC	25.38	8	Burns, Suzi M	70 UC12	52.73	2	McNamara, Kathleen A	57 USF	34.70				
9	Foster, Dana	27 TOC	26.00	9	Hilbrecht, Diane L	74 LVM	1:15.07	3	Cotton, Suzy L	57 CMS	32.75				
Heat 32 of 34 Finals				Heat 4 of 30 Finals				4	Hobbs, Liz	55 ARIZ	32.00				
1	Vogel, Jake N	29 ASC	23.99	1	Glaser, Lynne E	74 FIG	51.41	5	Andrus-Hughes, Karen	59 OREG	31.00				
2	Pechmann, Luke A	27 GRA	23.76	2	Conboy, Pam	71 LVM	51.40	6	Brightwell, Kim M	57 RMST	31.03				
3	Schweitzer, Paul-Marc	25 NYAC	23.50	3	St. Germain, Patricia J	74 FACT	48.31	7	Gaynor, Patty A	56 NEM	32.71				
4	Konarzewski, Jan	28 PSCM	23.00	4	Westergaard, Leslie M	74 DAM	47.42	8	Gardner, Deborah S	57 ARIZ	34.14				
5	Cox, Tony	26 GRA	21.60	5	Uustal, Diann	70 NEM	36.22	9	Mann, Nathalie S	56 O2	35.00				
6	Colupaev, Dimitri	27 GRA	21.81	6	Kranpitz, Nancy	72 WMAC	43.50	Heat 11 of 30 Finals							
7	Birnbrich, Zachary T	25 NAM	23.49	7	Smith, Diane G	72 CVMM	47.53	1	Kogel, Marlene	47 UC33	55.00				
8	Newell, Rob H	27 TOC	23.70	8	Dillon Stewart, Jane E	74 WMAC	50.71	2	Gomez, Mika A	49 NOVA	37.74				
9	Trowbridge, Nicholas R	25 TOC	23.86	9	Bartlett, Susie W	74 FIG	51.40	3	Winn, Kristen N	47 NOVA	36.23				
Heat 33 of 34 Finals				Heat 5 of 30 Finals				4	Rakotz, Tara	49 SDSM	36.06				
1	Osborne, Jonathan	23 MVN	28.50	1	Scherwat Ducourneau, Wendy	66 TSTT	44.27	5	Mikels, Heather	48 GRA	36.47				
2	Atwood, Justin T	23 PSM	28.15	2	Ide, Hitomi	67 PSCM	43.17	6	Weidner, Kim	47 LVM	45.00				
3	McNeese, Cody N	19 GCUC	27.49	3	Guthrie, Sally K	67 SMST	39.87	7	Kanayama, Kori	52 UC33	55.00				
4	Laxson, Benjamin C	24 ARIZ	26.97	4	Shaps, Ruth Y	69 MAM	38.53	8	Asta, Lisa M	51 WCM	52.86				
5	Fidler, Tyler S	20 MVN	26.72	5	Val, Laura B	65 TAM	31.00	9	Pellegrin, Katharina	53 ROSE	58.48				
6	Shu, Jack	24 ARMS	26.80	6	Preissler, Stella	68 PSM	37.70	Heat 12 of 30 Finals							
7	Davis, Cole W	24 TOC	27.00	7	Altman, Christie	67 ARIZ	39.42	1	Stewart, Becky L	50 UC33	50.00				
8	Hill, Taylor E	23 DAM	27.94	8	Stockwell, Teddy	68 PALM	42.46	2	Beattie, Romy N	54 TSTT	45.82				
9	Dole, Cameron F	19 DKTA	28.22	9	Stengel, Alta F	66 SDSM	43.93	3	Langman, Loralie	50 MINN	40.00				
Heat 34 of 34 Finals				Heat 6 of 30 Finals				4	Lastelic, Barbara A	50 NOVA	39.00				
1	Aakhus, Mackenzie A	23 MVN	26.50	1	Smith, Susan K	63 LVM	1:00.00	5	Takarabe, Nikki	51 CTM	36.24				
2	May, Alexander M	23 DAM	26.25	2	Little, Monica B	64 SBM	43.00	6	Kavalauskas, Alita	54 JAMM	37.60				
3	MacKay, Ian D	24 TOC	25.50	3	Glassman, Debbie A	63 PSM	40.20	7	Irawan, Yuni	53 NITR	39.26				
4	Porrazzo, Ralph J	24 ROSE	25.11	4	Schoneberger, Marion B	62 SBM	39.50	8	Span, Eileen T	51 MVN	44.21				
5	James, Brandon	20 WCM	23.69	5	Dougherty, Mindy M	64 MVN	39.22	9	Charles, Diana	54 ROSE	48.45				
6	Garnier, Jeff	23 CMS	24.50	6	Taylor, Barbara G	62 YCMS	40.11	Heat 13 of 30 Finals							
7	Dutton, Matthew T	22 LBG	25.28	7	Cunningham, Martha C	60 SAWS	40.82	1	Osborne, Sarah	54 ROSE	36.24				
8	Purrington, Nicholas	23 UC45	26.00	8	Appel, Pamela J	60 WCM	45.76	2	Perry, Rebecca R	52 MAM	36.07				
9	Birnbrich, Luke	20 NAM	26.44	Heat 7 of 30 Finals				3	Saltijeral, Oaxaca S.Gabriel	50 ASCM	35.88				
#26 Women 50 Yard Backstroke				1	Newacheck, Pamela K	61 WCM	38.78	4	Wilson, Jamie W	50 PALM	34.82				
Lane	Name	Age	Team	Seed Time	2	Kerr, Ann	60 CMS	37.52	5	Lein, Brenda S	52 NBA	34.71			
Heat 1 of 30 Finals				3	James, Katy	61 ARIZ	35.62	6	Daubersmith, Britta M	51 OREG	34.76				
3	Stone, Marjorie	93 GCPS	1:30.28	4	Belote Ripley, Melissa	60 RIO	33.99	7	Pasterczyk, Christine	50 NEM	35.68				
4	Soiberg, Sallie	85 LVM	1:27.00	5	Warmuth, Stacey S	60 VCM	32.72	8	Chin, Jian W	53 USF	36.00				
5	Kornfeld, Maurine E	95 ROSE	1:25.31	6	Siegel, Christine L	60 SDSM	33.86	9	Hammond, Christine	53 GRA	36.09				
Heat 2 of 30 Finals				7	Kirkpatrick-Reno, Nancy	61 CVMM	34.80								
1	Easton, Luise E	78 O*H*	57.14	8	Larson, Linda L	61 SFTL	36.27								
2	Mc Partland, Peg K	75 MAM	49.00	9	Helmrich, Susan P	61 LNRS	38.60								
3	Henry, Lorna G	76 KM	43.66	Heat 8 of 30 Finals											
4	Case, Mary Ann	77 ARIZ	47.76	2	Palis, Regina A	55 MYST	47.65								
5	Mooney, Eileen M	75 TAM	49.50	3	Brooks, Sherry M Wendzel	56 NOVA	43.00								
6	Bryce, Karen G	83 PSM	1:15.48	4	McFarland, Cestjon	56 PSM	40.29								
7	Bolanos-Moore, Barbara A	83 SUSA	1:06.70	5	Hirsch, Helene I	59 TSTT	42.89								
8	Bensu, Janet L	84 USF	1:14.12	6	Roxborough, Sheila A	55 ARIZ	47.20								
				7	Dent, Susan	57 UC44	49.12								

**AFFORDABLE.
QUALITY.
CUSTOM.**

**AGONS MASTERS
SWIMMING**



agonswim.com

TEL: 1.877.718.9403
FAX: 1.877.866.9278
INFO@AGONSWIM.COM

2017 Nationwide USMS Spring Nationals - 4/27/2017 to 4/30/2017

Riverside Aquatics Complex

Meet Program - Saturday, April 29, 2017

Heat 14 (#26 Women 50 Yard Backstroke)

1 Dewey, Vicky S	54 WCM	34.40
2 Russell, Jane E	53 DAM	33.48
3 Wolff, Celia	51 NCMS	30.87
4 Asch, Jill M	50 OREG	30.37
5 Reynolds, Ellen M	52 SAWS	29.40
6 Sappay, Collette H	52 CMS	29.80
7 Nowak, Elizabeth A	53 NCMS	30.84
8 Andrews, Theresa	54 PBM	31.50
9 Finley, Ann	54 LAPS	33.94

Heat 15 of 30 Finals

1 Konopka, Beata M	48 CVMM	35.32
2 Blankenship, Kristin M	48 ARIZ	34.96
3 Garland, Crystal	45 CMS	34.82
4 Pearson, Pamela J	49 UC33	34.02
5 Le Febre, Karen J	49 WCM	32.30
6 Conti, Juliet	47 WM	32.83
7 Alling, Jennifer M	46 PSP	34.27
8 Romoli, Sian L	45 CTM	34.88
9 Maynard, Lisa D	47 ARIZ	35.23

Heat 16 of 30 Finals

1 Westerman, Karen L	49 SPM	31.68
2 Porter, Jo Ann	45 SNM	31.17
3 McPherson, Chris A	49 ENSW	30.60
4 Texel, Paula M	46 SPM	30.00
5 Gary, Kristin J	49 NYAC	28.91
6 Tate, Holly	49 TMAT	29.94
7 Davidson, Michelle L	46 GSM	30.29
8 Visser, Linda	46 SPM	30.78
9 Seavall, Kelly J	48 CMS	31.57

Heat 17 of 30 Finals

1 Anderson, Karla	41 PSP	50.00
2 Bowman, Christina A	44 UC12	38.68
3 Shafiiha, Roshanak	41 ROSE	38.00
4 Smittle, Alexa	41 GWSC	38.00
5 Luck, Kris	40 ASC	38.00
6 Morris, Hillary	41 PBM	40.81
7 Starlight, April L	35 MEMO	47.00
8 Leader, Jennifer	39 SDSM	36.16
9 Fu, Angela L	37 UMAC	1:00.00

Heat 18 of 30 Finals

1 Horvath, Katherine A	42 GRA	36.48
2 Kopp, Melanie A	41 NAM	34.90
3 Hodges, Lesley	41 LVM	34.51
4 Stewart, Tamie A	44 VCM	34.18
5 Hrindo, Jan M	44 SNM	33.95
6 Williams, Tracy A	44 PBM	34.16
7 Dixon, Lynn L	42 UC34	34.50
8 Traudt, Tama	44 ASC	34.53
9 Hughes, Megan M	43 MINN	35.54

Heat 19 of 30 Finals

1 York, Sandi	41 PSM	33.41
2 Olsheim, Elizabeth R	43 MVN	32.83
3 Goggin Young, Sara	44 IM	31.00
4 Schwab, Katherine V	40 KENM	30.48
5 Lindauer, Kerry	42 NCMS	28.78
6 Kerns, Laurie	40 SDSM	30.00
7 Kilburn Thomas, Erin	43 MMAC	30.90
8 Gorman, Maura L	40 NYAC	31.56
9 Glidden, Brenda J	44 CONN	33.00

Heat 20 of 30 Finals

1 Chow, Jackie I	38 DAM	35.99
2 Abell, Amanda K	35 CMS	34.52
3 Rueda, Marcela	35 SRM	34.22
4 King, Rebecca L	36 SMS	33.48
5 Stich, Chris S	39 WMAC	32.95
6 Lee, Mary	35 LVM	33.00
7 Clark, Molly K	35 OREG	34.00
8 Ferries, Jenny	35 PSM	34.22
9 McKinney, Erin J	39 FIG	35.53

Heat 21 of 30 Finals

1 Wilson, Kendra E	36 SDSM	32.00
2 Jones, Sophie	35 UC33	31.60
3 Vucinich, Elizabeth A	36 WH2O	30.25
4 Richards, Ericka L	39 WCM	28.42
5 Inada, Noriko	38 PSCM	25.25
6 Grier, Katie	38 1693	27.94
7 Grover, Mollie K	36 UMAC	28.92
8 Keeler, Susan E	38 WCM	30.71
9 Green, Brooke J	37 SBM	31.91

Heat 22 of 30 Finals

1 Kysh, Lynn	34 TSTT	1:03.67
2 Ho, Judy	31 ROSE	37.00
3 Browne, Julia	32 GRA	34.88
4 Mollenhauer, Dianna L	32 MINN	34.53
5 Lenihan, Chloe M	34 GRA	33.80
6 Schultz, Kelly	31 TXLA	34.77
7 Russell, Holly	32 MELO	36.41
8 Marshall, Samantha A	34 CVMM	37.08

Heat 23 of 30 Finals

1 Dubay, Abica	31 GRA	33.80
2 Van Erden, Jayme	31 RMST	32.84
3 Hartrich, Juliana	30 CVMM	32.75
4 Shipp, Rachel V	34 TOC	32.50
5 Johnson, Katherine M	30 ROSE	32.04
6 Pignalberi, Signe L	34 AKMS	32.14
7 Tiernan, Heather	33 WCM	32.69
8 Petrova, Mariya	31 ROSE	32.78
9 Jensen, Amy M	30 ROSE	33.70

Heat 24 of 30 Finals

1 Brown, Dannelly W	32 SDSM	31.00
2 McGrail, Crystie	32 GBM	30.82
3 Cush, Rachel	32 MICH	29.80
4 Watanabe, Naoko	34 TOC	27.53
5 Hernandez, Sarah M	32 DAM	26.49
6 Harrigan, Kelly M	32 MMAC	27.09
7 Hibbard, Kate	32 LVM	29.50
8 Braniecki, Ashley L	31 O*H*	30.17
9 Scaparra, Joan M	30 ASC	30.84

Heat 25 of 30 Finals

1 Cell, Melissa	27 SAMO	45.00
2 Higley, Catherine	25 GRA	40.26
3 Lorion, Marisa L	27 WH2O	36.36
4 Charpentier, Caroline J	28 ROSE	33.42
5 Avrea, Mikayla	28 VCM	33.06
6 Fernandez, Caroline V	27 GRA	36.00
7 Schlenker, Jill	28 DKTA	38.45
8 Shadid, Carly	27 LVM	41.90

Heat 26 of 30 Finals

1 Orozco, Felicia G	27 GRA	33.01
2 Sanchez, Christina A	29 VCM	32.12
3 Reeves, Katherine W	26 TOC	32.00
4 Killcuts, Courtney	29 TOC	31.69
5 Shiomoto, Dannielle	27 GRA	30.86
6 Rauch, Megan K	27 LVM	31.26
7 Berg, Katherine B	25 ROSE	31.76
8 Lawrence, Sarah O	29 HFS	32.00
9 Jimenez, Alejandra	26 ROSE	32.60

Heat 27 of 30 Finals

1 Chang, Grace O	26 BCTM	30.80
2 Raatz, Katherine	28 TOC	29.00
3 Meinholz, Ellen M	25 WMAC	28.80
4 Delay, Sara E	26 WCM	27.62
5 Yamauchi, Penelope R	27 MEMO	27.00
6 Aceino, Margo R	26 GRA	27.00
7 Akenberger, Jamie K	26 LVM	28.50
8 Garbo, Rachel	27 MICH	28.95
9 Abrams, Stacy A	29 TXLA	29.88

Heat 28 of 30 Finals

2 Nelson, Lindsay	19 CWST	42.00
3 Chimal, Andreina M	24 TSTT	38.91
4 Halverson, Millie	20 CWST	35.18
5 Curry, Linsey A	19 CWST	38.60
6 May, Caroline M	19 PSM	40.00
7 Toumayan, Meagan A	18 TSTT	43.18

Heat 29 of 30 Finals

1 Walls, Lauren M	22 ROSE	34.53
2 Hoitt, Kristina M	24 SAWS	33.28
3 Baber, Caroline	20 PSM	32.96
4 Bechtel, Christina G	23 TOC	32.55
5 DiCola, Katlin R	24 PKBM	32.26
6 Kelley, Grace A	23 O*H*	32.36
7 Keirns, Katrina M	23 TOC	32.90
8 Fisch, Karly D	23 UC48	32.98
9 DeLong, Jackie R	22 PSM	34.26

Heat 30 of 30 Finals

1 Jones, Stephanie L	23 NAM	31.00
2 Tran, Shanta V	21 USF	30.20
3 Stipe, Mikkell-Ane	24 TOC	30.00
4 Pedote, Elyssa	24 TOC	28.18
5 Woody, Julie J	23 CER	26.22
6 Sudarma, Tiffany C	22 TOC	28.04
7 Carroll, Julia M	24 DGO	29.11
8 Reading, Mariah E	23 SBM	30.12
9 Turner, Lauren	24 ROSE	30.48



THE NUMBERS DON'T LIE.

40

The percentage of the USA Men's National Swim Team that were taking P2Life products. They brought home seven gold medals.

700

The number of Masters Swimming World Records P2Life Masters Athletes have set.

60

The age P2Life founder Tim Shead achieved his lifetime best in swimming. He swam faster at 60 than at age 22 when he was trying out for the Olympic Team.

4.9

The rating verified buyers have given P2Life products - 4.9 out of 5 stars. (That's a higher rating than the iPhone 6).

71

The percentage of P2Life Masters athletes who have been inducted into the International Masters Swimming Hall of Fame.

81

The number of National Age Group Records set by athletes that have been taking P2Life.

10

The number of dollars you will get off P2Life products for reading this magazine.
USE Code: USMS2016SUMMERNATS

**COME LEARN MORE AT
OUR BOOTH ON THE DECK!**

P2LIFE.COM

PERFORMANCE NUTRITION

Day 4 – Sunday, April 30

Warm-up

6:30 a.m.-7:45 a.m.

Meet Start Time

8:00 a.m.

Men	Event	Women
31	400 individual medley	32
	30 minute warm-up in competition pool	
33	50 freestyle	34
35	200 butterfly	36
37	200 medley relay (mixed)	37
39	100 backstroke	40
41	200 freestyle	42
43	50 breaststroke	44

Check-in Deadlines for Day 4

The 400 Individual Medley is a positive check-in event. Check-in may be done in person at the registration area or online at usms.org.

Sun., April 30	400 individual medley	7 a.m.
----------------	-----------------------	--------

PLEASE NOTE:

If you do not check in by the deadline, you will not be seeded; there are no exceptions.

2017 Nationwide USMS Spring Nationals - 4/27/2017 to 4/30/2017

Riverside Aquatics Complex

Meet Program - Sunday, April 30, 2017

#31 Men 400 Yard IM														
Name	Age	Team	Seed Time											
18-24				5	Blatnik, Jeffrey	37	NOVA	4:34.37	55-59	1	Morales, Tito	58	UCLA	4:43.21
1	Hanson, Joshua E	22	RAA	3:51.29	6	Granados, James P	35	GRA	4:50.24	2	Johnson, Eric A	56	REDT	4:45.00
2	Gavigan, Devon	21	SBM	4:25.00	7	Brown, Adam R	36	ELG	4:53.12	3	Smith, David M	59	CRUZ	4:53.29
3	Adajar, Jordan L	24	GRA	4:40.00	8	Daene, Markus	38	TVM	4:55.42	4	Nalli, Lyle A	57	PSM	4:59.00
4	Arroyo, Sito A	23	UC12	4:42.14	9	Heggi, Coleman	35	MYST	4:59.50	5	Jenkins, Timothy J	55	IM	5:00.00
5	Birnbrich, Hayden	24	NAM	4:43.34	10	Oo, Aung Sann	35	ARIZ	5:05.88	6	Seibt, Andreas K	59	IM	5:00.00
6	Foreman, Aaron	24	PACM	4:45.28	11	Bolcoa, Scott J	35	NOVA	5:05.88	7	Grisa, Thomas M	55	WMAC	5:02.43
7	Phillips, Luke W	24	PSCM	4:48.17	12	Cole, John S	35	KATS	5:13.10	8	Callahan, Jim	59	NAM	5:06.54
8	Thomas, Michael R	24	TAM	4:48.24	40-44				9	Naylor, Jeff G	58	NEM	5:15.00	
9	Lee, Nathaniel T	18	GCUC	4:50.67	1	Doherty, Kevin J	43	CMS	4:19.54	10	Pfaltzgraff, Mark	55	WMAC	5:15.00
10	Pierce, Jonathan T	23	LAPS	4:51.69	2	Niemi, Matthew G	43	USF	4:23.43	11	Holbeck, John	58	MYST	5:16.00
11	Koons, Andrew	24	L4S	4:52.95	3	Secor, Don	42	IM	4:33.39	12	Hendrick, Marty	59	SFTL	5:16.23
12	Acosta - Gomez, Misael	23	GRA	4:56.40	4	Lehr, Gunner F	44	NAM	4:33.58	13	Matysek, Jim	57	SYSM	5:16.51
13	Olden, Jaegger M	24	CWST	5:19.68	5	Stich, Darryl D	41	WMAC	4:34.30	14	Belin, Thomas H	55	IAMA	5:16.82
14	Daltorio, Robert W	24	ROSE	5:30.00	6	Klepchick, Paul R	42	RAM	4:34.64	15	Amick, Jim	55	RIDG	5:17.30
25-29				7	Rietema, Brad	40	MICH	4:40.00	16	Botko, James A	56	GRA	5:27.00	
1	Kim, Michael	27	FMT	4:02.42	8	Sinel, Craig	42	WH2O	4:45.28	17	Raine, Charlie	57	LAPS	5:44.19
2	Pryor, Michael	26	ARIZ	4:09.59	9	Jackson, Scott J	42	NOVA	4:51.54	18	Crowe, Kevin J	55	SCAQ	5:51.06
3	Knittle, Derek	26	ARIZ	4:10.00	10	Hatch, Eric	42	SNM	4:57.76	19	Jensen, Dan	58	GRA	5:55.00
4	Martin, Alexander	29	GRA	4:10.00	11	Decker, John R	42	GS	4:59.23	20	Treiman, Gerald S	56	UTAH	6:52.20
5	Casey, Aaron J	28	TOC	4:10.00	12	Kim, Steve	40	GRA	5:06.08	21	Gonzalez Hibner, Roger	55	GRA	7:15.00
6	English, Philip	25	MINN	4:14.00	13	Giacobe, Drew	43	LBG	5:39.39	22	Myers, Peter S	56	AAM	9:00.00
7	Owen, Cameron	27	BC	4:15.89	45-49				60-64	1	Sauer, Jim	60	TXLA	4:40.00
8	Gonzales, Reese	25	UC33	4:19.21	1	Wharton, Dave L	47	NAM	4:20.51	2	Davis, Kern M	62	SPM	5:05.42
9	Yntema, Douwe	28	TOC	4:21.72	2	Magee, Mark A	49	RAA	4:26.44	3	Guadagni, Peter M	62	WCM	5:08.65
10	Simoni, Evan V	27	TOC	4:22.88	3	Kays, David E	49	PSM	4:32.00	4	Smith, Darrell J	60	MINN	5:25.54
11	Windle, Zachary	25	ARIZ	4:26.09	4	Goodison, Michael R	45	UMAC	4:42.54	5	Throne, William C	60	VMST	5:27.03
12	Redondo, Brock A	25	MVN	4:30.00	5	Ellis, Andrew F	48	UMAC	4:48.00	6	Lamour, Didier B	60	MINN	5:31.20
13	Talmdage, Matthew S	27	TOC	4:30.15	6	Hamilton, Nathan	48	SNM	4:53.10	7	Wiseley, Dale R	64	ARIZ	5:31.89
14	Gleason, Matt	25	NAM	4:32.80	7	Rudolph, Daniel A	45	L4S	4:55.52	8	Nixon, John L	61	SPM	5:36.23
15	Smith, David J	29	CMS	4:33.00	8	Borton, Dan	49	ROSE	4:58.59	9	Hale, Dave	61	SRM	5:45.45
16	Hubbard, Garrett M	25	MVN	4:35.00	9	Noble, David R	46	FIG	5:00.00	10	Freeman, Stephan J	61	SPM	5:51.83
17	Leung, Brian P	27	SCAQ	4:39.08	10	Ascher, Nathan	45	SDSM	5:01.50	11	Phipps, Tom	63	OREG	5:56.54
18	Hoffmann, Paul	28	MINN	4:45.00	11	Sullivan, Anthony J	48	SPM	5:03.00	12	Buckley, Mark	63	CVMM	6:13.01
19	Stiles, David	27	SPM	4:45.30	12	Lucero, Michael D	46	GRA	5:03.31	13	Pinto, Harlan A	60	MELO	6:20.66
20	Galkin, Dima	29	SCAL	4:52.74	13	Winter, Doug	48	PSM	5:03.38	65-69				
21	Petersen, Erik D	28	SDSM	4:55.00	14	Arrow, Alexander K	46	ROSE	8:00.00	1	Kerns, Hubie	67	VCM	5:24.04
22	Kaiser, Carl J	29	WMAC	4:55.54	50-54				2	Clemmons, Jim	67	SAWS	5:34.50	
23	Aakhus, Randy	25	MVN	4:58.90	1	Phelan, Darren D	53	STAN	4:24.16	3	Childs, Lee	68	PBM	5:36.00
24	Vayda, Robert J	29	ALEX	5:27.71	2	Tuchler, Jim	52	IM	4:25.00	4	MacDonald, Lee H	65	CMS	5:37.00
30-34				3	Jimenez, Ignacio	51	CMS	4:26.21	5	Rysdon, Jon C	65	RMST	6:12.00	
1	Bezugliy, Alexander	31	MPNY	3:57.10	4	Kratz, Erwin D	51	ARIZ	4:28.32	6	Kennedy, James B	65	CMAM	6:14.33
2	Jaben, Max	31	GRA	4:09.87	5	Phillips, Daniel L	54	PSM	4:42.00	7	King, Edward V	65	TOC	6:30.00
3	Vey, William C	30	VCM	4:29.99	6	Harris, Gregory	53	VMST	4:47.01	8	Willis, Gregory B	68	UC33	6:43.47
4	Ryan, Keith	33	NOVA	4:30.75	7	Faria, Jose J	51	GSM	4:48.35	9	Fine, Gary M	66	MINN	6:50.45
5	Storie, Tyler W	33	LAPS	4:31.43	8	Koehler, Doug J	51	CVMM	4:48.60	10	Roman, Francisco	65	ACCV	7:12.34
6	Burton, Brad	33	DDP	4:35.35	9	Edge, Jonathan A	50	GRA	4:49.33	11	Russell, Fred W	69	WMAC	7:20.00
7	Anderson, Joseph M	32	MINN	4:43.81	10	Oyler, Paul F	51	UC11	4:55.00	70-74				
8	Gibbons, Daniel J	32	SLOM	4:46.00	11	McAdam, Robert P	54	GS	5:02.73	1	Bell, John L	74	SDSM	5:45.00
9	Martin, Matthew J	31	ROSE	4:46.18	12	Chan, Andy	54	MELO	5:04.09	2	Springer, Douglas A	70	ARIZ	5:49.04
10	Harmse, Johannes A	34	CTSM	5:00.66	13	McIlroy, Paul F	51	TCAM	5:04.33	3	Willert, Dan T	74	WIND	6:45.00
11	Duguay, Robert E	32	CONN	5:31.79	14	Collins, Michael D	51	NOVA	5:04.34	4	Corris, Robert B	72	WMAC	6:50.00
35-39				15	Nicolls, Dean R	52	LAPS	5:10.00	5	Osborne, Oz	71	ELG	7:04.14	
1	Jiracek, Jakub	37	AKMS	4:20.00	16	Stori, Mark D	51	SBM	5:10.50	6	Ronay, Peter E	74	ROSE	8:00.00
2	Larsen, Carl G	39	WH2O	4:25.23	17	Jones, Brad	51	PSM	5:12.00	75-79				
3	Roper, Matt	36	DAM	4:33.01	18	Meckelnburg, Douglas T	51	PBM	5:12.27	1	Freshley, Mike R	76	ROSE	5:43.80
4	Ecklund, Tait C	35	ROSE	4:33.68	19	Mc Ginley, Patrick B	53	ROSE	5:28.52	2	Bergman, John	75	MINN	7:10.00
					20	Fitzgerald, Mike	52	WH2O	5:33.46	3	Bleuel, Bart S	75	VCM	10:00.00
					21	Santy, James J	54	MVN	6:15.07					

2017 Nationwide USMS Spring Nationals - 4/27/2017 to 4/30/2017

Riverside Aquatics Complex

Meet Program - Sunday, April 30, 2017

75-79...(#31 Men 400 Yard IM)				18 Halford, Jennifer L	39 SOBA	7:38.93	2 Steil, Tamara R	62 MICH	6:39.25		
4	Stone, Robert S	75 LVM	10:01.00	40-44			3 Mothersill, Jane C	60 NUTS	6:48.62		
5	Hale, Art	75 MVN	14:55.71	1 Frawley, Tabitha S	43 SDSM	5:03.72	4 Larson, Linda L	61 SFTL	6:55.24		
80-84				2 Shoemaker, Laura M	41 CMS	5:35.98	5 Seaton, Jessica W	64 WH2O	7:03.00		
1	Mitchell, Tom	84 SDSM	9:00.00	3 Santoro, Shelly P	40 LVM	5:43.58	6 Meldrum, Laura G	63 SDSM	10:00.00		
2	Grohe, William E	83 USF	12:00.50	4 McCarthy, Michelle C	41 WMAC	5:48.63	65-69				
#32 Women 400 Yard IM				5 Rees, Karla E	44 MVM	5:50.00	1 Davis, Charlotte M	67 PSM	5:40.00		
Name	Age	Team	Seed Time	6 McCay-Smith, Kirsten R	44 CMS	5:58.72	2 Lewis, Kathleen	65 TPIT	5:55.59		
18-24				7 Williams, Tracy A	44 PBM	6:43.00	3 Alexander, Martha A	67 WCM	6:22.53		
1	Leake, Mackenzie M	23 STAN	4:40.89	8 Morris, Hillary	41 PBM	7:00.00	4 Guthrie, Sally K	67 SMST	6:30.66		
2	Mathias, Gwendolyn	24 GRA	5:06.26	9 Shih, Pansy P	40 RIDG	7:00.00	5 Hayes, Christie M	69 NEM	6:31.32		
3	DeValk, Brittany L	20 CVMM	5:20.00	45-49			6 Fitzpatrick, Maureen	65 PBM	7:18.86		
4	Fittipaldi, Carolyn A	23 MINN	5:30.00	1 Hill, Laurel S	48 ARIZ	4:58.94	7 Young, Lydia L	68 CMS	7:46.35		
5	Vint, Karina M	24 LAPS	5:30.57	2 Hayes, Lisa C	45 WMAC	5:10.86	8 Scherwat Ducourneau, Wendy	66 TSTT	7:51.93		
6	Dugan, Kylie M	21 CWST	7:00.00	3 Gass, Melissa	49 NCMS	5:23.50	9 Speer, Pam	65 ARIZ	7:52.06		
25-29				4 Olsen, Cat	47 RAM	5:25.00	10 Hamilton, Rebecca J	65 GAJA	15:11.42		
1	Naish, Lyndsay	28 FMT	4:27.19	5 Le Febre, Karen J	49 WCM	5:28.00	70-74				
2	Randolph, Courtney M	25 UMAC	4:32.50	6 Reiss, Natasha	47 WIND	5:30.00	1 Scott, Stephanie I	70 WCM	8:11.00		
3	Brennan, Dannica B	26 LVM	4:35.00	7 Westerman, Karen L	49 SPM	5:33.21	2 Weinberg, Wendy	71 PSCM	8:52.19		
4	Vint, Stephanie R	28 LAPS	4:41.49	8 North, Nancy A	48 SDSM	5:33.33	3 Norris, Roswita D	74 DAM	10:43.92		
5	Bolin, Ashley E	27 WMAC	4:52.18	9 Koehler, Deanna C	47 CVMM	5:36.54	75-79				
6	Sciacca, Krysten M	29 BC7M	4:57.23	10 Seibert, Tracie	47 SNM	5:45.53	1 Meyers, Susan L	75 UC14	7:30.00		
7	Burmood, Erica A	25 WIND	5:10.00	11 Morgan, Kimberly	49 ROSE	7:36.37	2 Lund, Lynne H	76 SUS A	7:54.42		
8	Lovell, Brianna M	26 UC12	5:13.91	12 Graves, Tanisha M	45 ROSE	8:00.00	3 Caron, Aagje A	75 GBM	8:15.46		
9	Tonelli, Marlena L	28 SBM	5:25.35	50-54			4 Miller, Jan	78 ARIZ	9:43.60		
10	Mohn, Jennifer L	25 DAM	5:29.70	1 Reynolds, Ellen M	52 SAWS	4:43.11	#33 Men 50 Yard Freestyle				
11	Gableman, Andrea	25 WMAC	5:40.00	2 Simmons, Cheryl A	50 ROSE	5:18.20	Lane	Name	Age	Team	Seed Time
12	Kim, Eileen J	25 SLOM	5:56.80	3 Weltling, Lauren K	51 TOC	5:24.44	Heat 1 of 66 Finals				
30-34				4 Irish Bostic, Linda	53 PBM	5:27.38	2	Christopher, Robert B	70 UC33	34.18	
1	Parker, Emily S	31 SDSM	4:49.24	5 Elias-Williams, Maria L	52 PALM	5:28.64	3	Cutliff, Norman J	73 TAOS	32.75	
2	Togias, Anna	31 NOVA	4:58.46	6 Jurey, Mary K	50 TXLA	5:30.00	4	Freeman, Frank B	71 CVMM	32.90	
3	Holman, Sara E	30 CMS	4:59.17	7 Weiderman, Jennifer	50 CVMM	5:30.20	5	Campen, Gary	73 PSM	36.93	
4	Houck, Sarah	33 UC38	5:07.80	8 Vanderpoel, Nicole L	52 CMS	5:45.50	6	Robert, Marc	90 ROSE	3:00.00	
5	Holman, Mary E	30 CMS	5:08.79	9 Dore, Mary G	53 NCMS	5:46.19	7	Sears, Robert L	90 ARIZ	1:02.12	
6	Capizzi, Stefanie	30 ROSE	5:11.85	10 Couch, Stephanie D	52 MELO	5:51.51	8	Butler, Walter R	85 LVM	46.69	
7	McGraill, Crystie	32 GBM	5:25.60	11 Barry, Robin B	50 LVM	5:55.79	Heat 2 of 66 Finals				
8	James, Jessica L	30 TSTT	5:27.15	12 Ashworth, Michelle P	53 LVM	5:56.00	1	Hecker, Victor	82 LVM	52.00	
9	Twist, Christina L	30 ENSW	5:57.66	13 Penney, Sandra	53 STAR	5:56.63	2	Morner, Stan F	82 WCM	45.35	
10	VonJentzen, Emily	34 KATS	5:59.51	14 Soraghan, Marilyn L	50 NEM	5:59.49	3	Best, Bob	84 SDSM	34.00	
11	Ho, Judy	31 ROSE	6:00.00	15 Phalen, Jennifer R	52 DAM	6:19.32	4	Farrell, Jeff	80 SBM	32.17	
12	Stutz, Kathleen J	34 SFTL	6:02.12	16 Steidle, Gwynne A	54 MVN	6:29.18	5	Worth, Al	81 ARIZ	30.75	
13	Browne, Julia	32 GRA	6:11.85	17 Irawan, Yuni	53 NITR	6:30.00	6	Radcliff, David A	82 OREG	31.32	
35-39				18 Pasterczyk, Christine	50 NEM	6:36.39	7	Charlton, Allan	80 MICH	34.00	
1	Schneider, Lindsey W	35 NAM	4:45.00	19 Chin, Jian W	53 USF	7:00.00	8	Smethurst, Everett W	82 NOVA	36.08	
2	Golden, Dani	37 SDSM	4:52.17	55-59			9	McMeekin, Robert F	82 GRA	49.42	
3	Lloyd, Allison	36 IM	5:00.75	1 Hernandez, Jill S	56 NSM	5:10.34	Heat 3 of 66 Finals				
4	Lee, Jodi L	39 CMS	5:05.15	2 Klestinec, Robin L	55 NAM	5:20.00	2	Zuur, James	76 TAM	35.58	
5	Williams, Melinda B	35 NEM	5:05.30	3 Cook, Jenny L	59 UC06	5:22.54	3	Krueger, James	78 TAM	35.00	
6	Schultz, Karen E	37 SBM	5:11.97	4 De Groot-Hedlin, Catherine I	57 WIND	5:26.68	4	Fisher, Philip A	77 PBM	33.50	
7	Cough, Heidi M	35 NOVA	5:15.00	5 Brown, Denise H	57 MICH	5:38.75	5	McKinney, Kenneth O	78 ARIZ	31.18	
8	Ferries, Jenny	35 PSM	5:16.50	6 Jensen, Sue	56 NEM	5:59.86	6	Wickens, Patrick	76 LAPS	33.50	
9	Carlson, Jennifer M	37 RMST	5:21.26	7 Dolan LaMar, Diana	59 SDSM	6:09.40	7	Bledsoe, Dennis R	78 WCM	34.52	
10	Schneider, Erin E	38 WMAC	5:28.00	8 Thayer, Marieke	55 SDSM	6:09.51	8	Hale, Art	75 MVN	35.41	
11	Perrottet, Jennifer K	37 SDSM	5:30.00	9 Van Cleave, Julie M	58 WMAC	6:19.70					
12	Downing, Jennifer	38 NEM	5:35.00	10 Gettelfinger, Cheryl M	59 INDY	6:27.70					
13	Barbosa, Tatiana B	37 SFTL	5:36.54	11 Feeley, Louise S	58 MELO	6:31.37					
14	Hitch, Susan	38 LVM	5:38.28	12 McNamara, Kathleen A	57 USF	6:38.47					
15	Metz, Amanda	36 OREG	5:40.22	13 Cook, Sally A	55 ROSE	7:56.69					
16	King, Rebecca L	36 SMS	5:41.33	60-64							
17	Vesler, Ruth	39 SDSM	5:46.97	1 Jaunzeme, Andra	64 SDSM	5:46.10					

2017 Nationwide USMS Spring Nationals - 4/27/2017 to 4/30/2017

Riverside Aquatics Complex

Meet Program - Sunday, April 30, 2017

Heat 4 (#33 Men 50 Yard Freestyle)			Heat 10 of 66 Finals			Heat 15 of 66 Finals					
1	Noxon, Ward	72 FIG	32.00	1	Harberts, Harry S	60 SDSM	34.00	1	Heath, Robert H	60 MAM	24.75
2	Gleser, Robert A	71 CMS	31.01	2	Swenor, Gary D	62 DAM	32.90	2	Keeney, Mike	62 SDSM	24.55
3	Ennis, Richard C	72 RAMS	30.00	3	Gosha, Joseph D	63 ARIZ	31.00	3	Reed, Clay F	60 CRUZ	24.50
4	Novell, Ken	74 VMST	29.27	4	Losinski, Mark A	61 CVMM	30.05	4	Neville, Richard	60 FAST	24.24
5	Andersen, Peter	73 SDSM	28.21	5	Foreaker, Don	64 SRM	28.50	5	Stinchcombe, Maxwell B	60 TXLA	23.40
6	Abbott, William A	70 CMS	28.50	6	Lloyd, John R	62 UC38	28.79	6	Abbott, Rick E	62 AKMS	24.17
7	Peterson, Steven B	70 PSM	29.95	7	Armstrong, Dan J	61 UC33	31.00	7	Graham, Donald	62 PSM	24.39
8	Owens, Robert A	70 VCM	30.20	8	Shaw, William E	60 ARIZ	32.01	8	Steynberg, Andre P	60 SFTL	24.50
9	Stitt, John H	70 ELG	31.29	9	Nichols, Scott	62 FIG	33.53	9	Blatt, Michael J	61 VCM	24.74
Heat 5 of 66 Finals			Heat 11 of 66 Finals			Heat 16 of 66 Finals					
1	Olson, Robert H	72 WCM	28.20	1	Jones, Eric	63 LAPS	28.50	3	Hurrell, Thomas	57 ROSE	55.00
2	Elder, James E	73 TOC	26.50	2	Nelson, Steven J	61 UC33	27.97	4	Raine, Charlie	57 LAPS	32.64
3	Strand, Robert	71 SAWS	26.25	3	Taylor, Jeff S	60 MVN	27.96	5	Tanner, Eric R	57 RAA	36.00
4	Burns, Richard	73 TAM	26.20	4	Vogel, Matthew M	62 IM	27.89	6	Arrow, Alexander K	46 ROSE	33.75
5	Abrahams, Richard T	72 CMS	25.47	5	Willer, Steven R	63 ARIZ	27.80	7	Drewes, Frank C	47 DASC	40.82
6	Quiggin, David	72 PBM	26.15	6	Scheff, Jonathan	64 WIND	27.82	Heat 17 of 66 Finals			
7	McPherson, Andrew M	70 DAM	26.22	7	Sterne, Erik A	64 ROSE	27.94	1	Mitchell, Robert E	58 LVM	30.85
8	DeLacy, James R	70 WCM	26.34	8	Ozier, Joe W	60 FIG	27.96	2	Feldman, Michael H	59 LVM	30.00
9	Meyerhoff, Rick	70 TAM	26.50	9	Morrison, Jeffrey W	62 CMS	28.41	3	Heimerdinger, Charles B	56 SNM	28.00
Heat 6 of 66 Finals			Heat 12 of 66 Finals			Heat 18 of 66 Finals					
2	Greene, Skip	64 PSM	38.00	1	Wang, Ke	60 ARIZ	27.65	4	Graham, Errol	57 WHZO	27.50
3	Ferrassoli, Orlando S	64 GRA	36.00	2	Weber, Gregory J	63 NOVA	27.50	5	Sheahan, Dan	59 VMST	27.32
4	Baars, Bryan	62 GCPS	34.27	3	Myrick, Darrell A	60 CTSM	27.45	6	Griffin, Jim	59 1693	27.32
5	Marshall, Wally T	64 CHIC	35.00	4	Glenn, Tim P	61 STAN	27.22	7	Dozier, Earl E	59 MVN	27.61
6	Tulin, Michael	62 ROSE	36.82	5	Peyton, Mike W	61 OREG	27.03	8	Allen, Peter J	58 WMAC	29.03
7	Szuskiewicz, Paul	63 RAA	44.14	6	Crist, Bruce C	60 SAWS	27.21	9	Jurist, David	57 WIND	30.10
8	Akbar, Clyde	69 SFTL	54.40	7	Robert, David W	61 BAM	27.39	Heat 19 of 66 Finals			
Heat 7 of 66 Finals			Heat 13 of 66 Finals			Heat 20 of 66 Finals					
1	Tucker, William E	68 NBA	41.00	1	Kennedy, Bob L	62 CRUZ	26.90	1	McCullis, John D	55 SNM	26.98
2	Genter, Robert S	66 UC33	30.44	2	Keyser, Brian	60 1776	26.60	2	Roth, Richard M	58 SDSM	26.91
3	Umholtz, Ken	65 OJAI	29.72	3	Buckley, Mark	63 CVMM	26.48	3	Minarovic, Michael	55 AGUA	26.81
4	Farmer, Michael W	69 ROSE	29.16	4	Sullivan, James H	64 CVM	26.12	4	Taylor, Thomas S	57 ROSE	26.64
5	Moskovits, Alexander	68 TAM	29.07	5	Mench, Lee E	64 SDSM	26.00	5	Ericson, Jon C	56 1776	26.41
6	Aakhus, Gregory P	66 MVN	29.10	6	Spellberg, Geoff	61 NBA	26.00	6	Mahaffey, Don	56 COOG	26.48
7	Beuttenmuller, David J	66 PBM	29.50	7	Kahn, Stuart L	63 DAM	26.30	7	Madden, Mark Y	56 GRA	26.69
8	Hellwig, Christian P	68 TSUN	29.93	8	Divjak, Zdravko	60 SDSM	26.54	8	Burke, Tom J	58 UC42	26.88
9	Beguhl, Philip C	65 SBM	37.83	9	O'Brien, Kerry L	60 WCM	26.88	9	Campbell, Frank E	58 ROSE	26.94
Heat 8 of 66 Finals			Heat 14 of 66 Finals			Heat 20 of 66 Finals					
1	Dorey, Frederick J	68 TOC	29.00	1	Ellis, Michael S	62 ARIZ	25.99	1	Carter, Donald R	58 SDSM	26.00
2	Lintz, Steve	66 SNM	28.50	2	Mc Bride, Duncan Q	62 LAPS	25.51	2	Arenz, Thomas W	59 CONN	26.00
3	Peters, Earl C	65 ARIZ	28.03	3	Fochios, Dean T	63 WMAC	25.22	3	Moreno, Al	58 PBM	25.95
4	Alderson, Tom R	65 MAM	27.89	4	Patocchi, Robert J	61 CMAM	25.00	4	Brown, Phil	56 NEM	25.77
5	Wright, Larry E	68 OREG	27.50	5	Meek, Greg	60 RIDG	24.86	5	Merrill, Nick C	59 IM	25.55
6	Green, Dick	65 SRM	27.75	6	Heyes, Greg W	62 LAPS	25.00	6	Gilberg, Steve	55 IM	25.55
7	Stoner, Jon	65 ARIZ	27.95	7	Knisely, Bill S	60 GCPS	25.16	7	Pettibone, Chip	55 SRM	25.93
8	Hayes, William B	65 PSM	28.20	8	Marble, Kevin J	60 VCM	25.50	8	Davis, Thomas W	59 ROSE	25.99
9	Ludwig, Terry	66 ARIZ	28.71	9	Hercher, Heinz	60 TCC	25.60	9	Swanson, Vic	57 PSM	26.00
Heat 9 of 66 Finals											
1	Wilder, Hugh	69 UC48	26.99								
2	Rosen, Robert A	67 CVMM	26.80								
3	Whatley, Thomas W	65 MELO	25.43								
4	Gruber, Glenn A	67 VCM	24.98								
5	Wilson, Robert H	65 CAQM	24.45								
6	Holt, Tate	65 TAM	24.75								
7	Middleton, Marc D	65 YCFM	25.20								
8	Yocom, Douglas N	65 ARIZ	25.96								
9	Foote, John T	66 TAM	26.90								

2017 Nationwide USMS Spring Nationals - 4/27/2017 to 4/30/2017

Riverside Aquatics Complex

Meet Program - Sunday, April 30, 2017

Heat 21 (#33 Men 50 Yard Freestyle)

1	Fisher, Dennis E	57 NAM	25.50
2	Myers, Ross	57 DAMM	25.40
3	Brent, Steve	55 CMS	25.32
4	Thornton, Cooper	55 CTM	25.00
5	Shannahan, Matt D	55 SAWS	24.90
6	Evans, Mark E	59 DAM	25.00
7	Woods, Thomas B	55 SDM	25.19
8	Menefee, Bruce	58 GRA	25.32
9	Fremont, Robert	58 WIND	25.50

Heat 22 of 66 Finals

1	Berryhill, Keith	57 WHA	24.88
2	Smith, Donny W	57 CRUZ	24.79
3	Alfaro, Rafael	57 AQUA	24.50
4	Whelchel, David	55 LIB	24.45
5	Dyer, Andy	58 AWJ	24.11
6	Oliveira, Leonidas L	56 COMP	24.38
7	Washburne, Brent C	55 OREG	24.49
8	Maryatt, Andrew T	56 RAMS	24.76
9	Colbeck, Pete L	55 PSM	24.80

Heat 23 of 66 Finals

1	Meaney, Pat	58 GRA	24.10
2	Carter, Paul V	59 TOC	24.00
3	Lum, Bryant J	55 VCM	23.52
4	Steinhafel, Mark J	56 WMAC	23.12
5	Kone, Bruce C	59 RICE	22.90
6	Wilson, Kurt E	57 CRUZ	23.00
7	Wall, Chris L	55 CVMM	23.44
8	Hering, Brad V	55 PSM	23.93
9	Smith, N. Douglas	55 DAM	24.00

Heat 24 of 66 Finals

1	Leibov, Bernard	53 PSP	53.00
2	Brennan, David E	52 UC31	33.00
3	Koujah, Samer	53 UC33	30.96
4	Collins, Barry	53 UC33	29.57
5	Smith, Stuart B	51 TMAT	28.04
6	Haberstich, Brian	50 IM	29.20
7	Snaer, Kevin J	51 ROSE	29.90
8	Heredia, Jose	51 GRA	31.17
9	Tarquino, Mario	53 LVM	36.99

Heat 25 of 66 Finals

1	Coates, Ed M	51 TXLA	27.70
2	Cooperman, Jeff	50 NBA	26.93
3	Kirvan, David B	52 WH2O	26.70
4	Camacho, Raymond E	52 MSCM	26.50
5	Fitzgerald, Mike	52 WH2O	26.50
6	Kreger, Jeffrey W	52 GRA	26.50
7	Franke, Randy	51 WIND	26.52
8	Highnote, Allen	53 ACS	26.90
9	Woudwijk, Rik	51 LAPS	27.00

Heat 26 of 66 Finals

1	Wilson, Todd	52 SRM	26.49
2	Cardey, Mike G	54 TCAM	26.24
3	Baker, John	54 SMM	26.20
4	Skelly, Drew K	50 GRA	26.10
5	Brudnak, Mark	51 WMAC	26.02
6	Cienega, Julio	50 ROSE	26.09
7	Patrick, Eric	50 NEM	26.10
8	Henricks, Ed P	54 SNM	26.20
9	Schultz, Richard J	50 GBM	26.41

Heat 27 of 66 Finals

1	Candela, Joseph V	50 LVM	26.00
2	Ewing, Michael	50 MINN	25.97
3	Hahn, Darek L	50 JAM	25.72
4	Moulton, Matthew J	51 RGSC	25.40
5	Perry, Lyndon	53 MOVY	25.27
6	McIlroy, Paul F	51 TCAM	25.35
7	Golden, Spencer J	52 NOVA	25.41
8	Hjorth, John T	50 SCAQ	25.87
9	Bridges, Patrick D	50 SCAQ	26.00

Heat 28 of 66 Finals

1	Bolduc, John A	51 SDSM	25.23
2	Ferguson, Daniel B	50 WH2O	25.00
3	Duplanty, Chris D	51 NOVA	24.84
4	Birnbrich, Mark S	50 NAM	24.69
5	Ehrenberger, Dennis K	52 UC38	24.16
6	Hagen, Dean C	54 ARIZ	24.49
7	Sarrafzadeh, David A	51 USF	24.84
8	Sutton, Andrew D	54 NOVA	24.90
9	Kaplan, Keith S	50 WH2O	25.03

Heat 29 of 66 Finals

1	Strate, Brian D	50 SDSM	24.12
2	Sfingi, John A	53 SAWS	23.55
3	Peschel, Keith D	51 SMST	23.51
4	Bergen, Bert	50 UC38	23.42
5	Segal, William N	52 JAM	23.20
6	Oliva, Stepan	50 WIN	23.37
7	Woolard, Woody	53 UC33	23.50
8	Ekman, Evan F	52 NCMS	23.55
9	Barker, Douglas C	54 MVN	24.07

Heat 30 of 66 Finals

1	Irvin, Mike	50 RAA	23.00
2	Bennett, Dennis	51 IAMA	22.92
3	Maughan, Calvin L	52 SFTL	22.80
4	Ponthier, Chuck	54 LAPS	22.73
5	Heber, Scott	50 NITR	22.12
6	Hiltabiddle, Steve	50 NITR	22.50
7	Fulbeck, Kip	52 SBM	22.80
8	Harris, Gregory	53 VMST	22.83
9	Adair, Scott L	53 CVMM	23.00

Heat 31 of 66 Finals

1	Brown, Matt	46 GRA	33.09
2	Kolb, Matthew D	46 RAA	29.30
3	Nitsch, Michael	48 SDSM	27.38
4	Roberts, David	45 CRUZ	26.01
5	Ennis, Richard C	48 SMM	26.00
6	Pinedo, Alex E	49 MVN	26.00
7	McPeak, Charles	46 SPP	26.28
8	Dubrick, Jon S	48 ROSE	27.81
9	Martz, Adam J	46 SFTL	30.11

Heat 32 of 66 Finals

1	Kaloust, Scott W	47 RAA	25.94
2	Hohn, Chris	48 SDSM	25.86
3	Virkus, Todd	45 PSK	25.46
4	Bunch, Brian R	49 UC38	25.29
5	Anderson, Tim T	45 WMAC	25.20
6	Frogley, Terry	46 SDSM	25.28
7	Herman, Eric C	45 SPM	25.31
8	Webster, Dale W	47 SDSM	25.79
9	Wilhelm, John R	49 NAM	25.87

Heat 33 of 66 Finals

1	Tobey, John	45 CMS	25.16
2	Parker, Greg	47 ROSE	25.12
3	Roddy, Thomas P	49 ROSE	25.00
4	Skorge, Norman O	49 UHM	25.00
5	Adams, Scott G	47 UC04	24.88
6	Smith, Bryan E	49 PSM	24.97
7	Caruso, Brett A	45 LASC	25.00
8	Belnap, Mark	47 UTAH	25.08
9	Castle, Matt	45 PSM	25.15

Heat 34 of 66 Finals

1	Chung, John W	46 VCM	24.81
2	Gershel, Marc S	45 NYCH	24.64
3	Powell, Steven T	49 LAPS	24.60
4	Van Greuning, Len	49 NEM	24.51
5	Hilton, Robert	48 ROCH	24.50
6	Timko, Kevin A	47 RAA	24.50
7	Del Villar, Felipe	48 NOVA	24.56
8	Castro, Sal	46 LKWD	24.64
9	Dietrich, Jim	46 NOVA	24.69

Heat 35 of 66 Finals

1	Rozow, Stephen	48 SDSM	24.40
2	Vocke, Joe	46 NAM	24.35
3	Beatty, Ted	46 TCC	23.89
4	Banbury, James S	47 UC38	23.72
5	Kitzman, Scott A	47 PBM	23.50
6	McClung, Paton M	47 WIND	23.51
7	Moreno, David	47 CTM	23.82
8	Rosinski, Thomas J	47 CMS	24.00
9	Hooper, James C	45 UBC	24.39

2017 Nationwide USMS Spring Nationals - 4/27/2017 to 4/30/2017

Riverside Aquatics Complex

Meet Program - Sunday, April 30, 2017

Heat 36 (#33 Men 50 Yard Freestyle)

1	Tessin, Christopher D	46 PBM	23.50
2	Kanner, Joey	47 PALM	23.28
3	Kruger, Harald	49 SFTL	23.22
4	Lindahl, Lennart	47 PBM	23.11
5	Boshoff, Nick	48 LVM	23.00
6	Sumner, David M	46 MVN	23.00
7	McQuet, Rick	48 SAWS	23.11
8	Mitchell, Jeffrey A	48 MVN	23.25
9	Wharton, Dave L	47 NAM	23.49

Heat 37 of 66 Finals

1	Power, Michael L	49 SBM	22.90
2	Lindstrom, Par	46 CVMM	22.70
3	Wegner, Dan	45 LVM	22.50
4	Cox, Mark	49 NITR	22.28
5	Baleka, Siphwe K	46 MOVY	21.44
6	West, Steve	45 NOVA	22.19
7	Dreizler, Todd M	47 PSCM	22.46
8	Beach, Christopher E	47 PBM	22.68
9	Hobson, Chip L	49 SNM	22.85

Heat 38 of 66 Finals

1	Mallen, Travis H	41 GRA	42.00
2	Reason, Matt	43 GRA	27.99
3	Monney, Pascal	44 SDSM	27.00
4	Petty, Richard W	41 ROSE	26.70
5	Therrien, Jerry	41 RIO	26.41
6	Wen, Patrick J	44 WCM	26.84
7	James, Marty H	44 TXLA	27.43
8	Garces, Eudean D	42 RPM	31.31

Heat 39 of 66 Finals

1	Gomez Larez, Luis O	41 ROSE	26.30
2	Yu, Kent	41 SCAQ	26.00
3	Nielsen, Steven W	43 SPP	25.59
4	Hamilton, Kent R	43 AKMS	25.51
5	Nguyen, Andrew	43 NOVA	25.25
6	Kremers, Brian J	43 LBG	25.51
7	Crawford, Ricky D	41 GRA	25.55
8	Whear, Steven C	43 TMAT	25.64
9	Cloitre, Christophe	42 GBM	26.21

Heat 40 of 66 Finals

1	Crooks, Alex	41 OREG	25.24
2	Krum, Eric	41 CMS	25.13
3	Lehr, Gunner F	44 NAM	24.89
4	Mills, Jamie	40 LIB	24.45
5	Courtney, Chris	44 PSCM	24.25
6	Batzofin, Craig	42 BCTM	24.35
7	Apple, Jonathan R	41 NAM	24.81
8	Humphrey, Garth	42 UC33	24.97
9	Foster, Ryan F	41 WIND	25.16

Heat 41 of 66 Finals

1	Kurr, Kyle R	44 MVN	24.23
2	Christopher, Chad M	41 UC33	24.11
3	Ciborowski, Chris W	44 NOVA	24.00
4	Samaddar, Robin K	43 UC48	23.95
5	McKinley, Ryan M	41 NAM	23.80
6	Williams, Rich	41 1693	23.87
7	Mastracchio, Dominic R	42 RICE	23.96
8	Ray, Brennan	42 RIO	24.03
9	Harbourt, Cliff J	44 CRUZ	24.23

Heat 42 of 66 Finals

1	Counts, Chris	41 LVM	23.59
2	Glass, Mark W	42 NTXL	23.52
3	Bagri, Val	42 RYL	23.50
4	Whitford, Matthew T	41 GBM	23.25
5	Iglesias, Rodrigo J	41 WIND	23.00
6	Samaddar, Kris K	43 UC48	23.23
7	Prem, Adam J	40 DDP	23.26
8	Stockwell, Zach	42 CRUZ	23.50
9	Reader, Paul	41 IM	23.54

Heat 43 of 66 Finals

1	Briseno, Osiris	41 NAM	23.00
2	Karren, Kelly S	43 CVMM	22.89
3	Valle, Marc A	43 ARIZ	22.82
4	Fletcher, Van	41 NCMS	21.93
5	Jacobson, Brian L	43 MINN	21.20
6	Eisenhuth, Matthew S	43 CMS	21.67
7	Wanie, Lee G	43 TOC	22.10
8	Scherling, Stefan	44 SFTL	22.88
9	Cole, David C	41 CRUZ	22.99

Heat 44 of 66 Finals

2	Tom, Marc A	29 ROSE	31.59
3	Divilbiss, Zachary	28 UC31	26.19
4	Abernathy, Timothy A	26 CMS	30.33
5	Karapetian, Gerasim	34 UC33	38.65
6	Freeman, Michael P	30 SNM	27.35
7	Cabebe, Melvin	33 TIDE	27.54
8	Burnett, Nicholas A	35 USF	33.00

Heat 45 of 66 Finals

1	Weiner, David	37 IM	28.69
2	Berenstein-Cervera, Nathanie	37 ROSE	28.00
3	Wu, Jim	35 BCTM	27.31
4	Yu, Peter T	39 NOVA	26.06
5	Durieux, Kyle	38 ROSE	25.23
6	Shanney, Jason A	36 SOBA	25.48
7	Gouge, Ryan F	37 IM	26.70
8	Elving, Michael	38 LVM	27.50
9	Toledano, Mark	35 GRA	28.17

Heat 46 of 66 Finals

1	Waterson, Kevin	38 DAM	25.21
2	Wans, David M	36 SCSC	25.00
3	Dingeldein, George E	35 OREG	24.99
4	Dingeldein, Douglas S	38 MSMA	24.59
5	Strahota, Jeffrey R	36 UMAC	24.42
6	Mester, Matthew J	37 MVN	24.54
7	Rosenfeld, Ken S	36 UC33	24.67
8	Stanton, Jeremiah	36 RGSC	24.99
9	Loder, Scott	36 PBM	25.05

Heat 47 of 66 Finals

1	Erdos, Jonathan	36 ASC	23.76
2	Rokosz, Peter	35 MMA	23.53
3	Palmer, Ben C	36 SLOM	23.49
4	Stanton, Wright	37 RGSC	23.42
5	Tobler, Nathan	37 RIO	23.19
6	Francis, Tyler M	36 ARIZ	23.36
7	Konetzki, Alexander	35 IM	23.48
8	Bixler, John J	35 SDSM	23.50
9	Depew, Mark C	35 DDP	23.75

Heat 48 of 66 Finals

1	Upper, Ryan	37 UC13	23.18
2	Dellagala, Michael	39 NYAC	23.00
3	Moses, Ed	36 GRA	22.68
4	Thomas, Steven M	39 LVM	22.50
5	Wood, Andrew T	39 GRA	22.29
6	Holsman, Trent T	36 TOC	22.33
7	Addadi, Mehdi	39 CMS	22.53
8	White, John J	39 SFTL	22.76
9	Hwang, Wayne	39 NOVA	23.07

Heat 49 of 66 Finals

1	Lovett, Michael	39 1693	22.06
2	Jackson, Randy A	35 LVM	22.02
3	Jap, Peter S	38 NAM	22.00
4	Parkins, David G	38 WMAC	21.28
5	Marshall, Mario L	35 GRA	20.55
6	Greenwood, Scott C	39 TOC	21.00
7	Lotano, Daniel	36 PBM	21.55
8	Ford, Peter	37 PVS	22.00
9	Marshall, Gary N	35 TOC	22.02

Heat 50 of 66 Finals

1	Roth, Christopher M	32 GRA	26.91
2	Law, David	31 RAMS	25.73
3	Armour, Justin	31 ROSE	25.35
4	Medhurst, Chris	30 DDP	25.02
5	Tweed, Jesse O	31 RAA	25.00
6	Oloughlin, Jonathan	33 UMAC	25.02
7	Szymanski, Filip M	31 UC38	25.32
8	Galasso, Mike A	30 DDP	25.54
9	Mcintosh, Dan S	33 SDSM	25.92

Heat 51 of 66 Finals

1	Prill, Derek	30 TOC	24.94
2	Volcansek, Ales	34 UC38	24.50
3	Fischer, Richie L	34 WMAC	24.25
4	Martin, Thomas C	30 DDP	24.01
5	Hassan Hegab, Mohamed AL	30 AHL	24.00
6	Pilman, Rodney S	34 RAA	24.00
7	Dening, Wesley W	33 SCAQ	24.07
8	Kessouri, Faycal	32 UCLA	24.50
9	Lentz, Graham M	32 TOC	24.89

Heat 52 of 66 Finals

1	Eckert, Jonathan	30 SYSM	23.99
2	Chudoba, John A	30 DDP	23.25
3	Trafton, Adam J	30 WMAC	23.00
4	McAteer, Brian	32 SCAQ	22.53
5	Ellam, Bryant F	34 MICH	22.43
6	Wang, Timothy J	34 TOC	22.50
7	Smith, Ben	30 DKTA	22.88
8	Stroh, Christopher M	30 GRA	23.00
9	Mullen, Andrew A	30 SBSM	23.31

2017 Nationwide USMS Spring Nationals - 4/27/2017 to 4/30/2017

Riverside Aquatics Complex

Meet Program - Sunday, April 30, 2017

Heat 53 (#33 Men 50 Yard Freestyle)

1	Fowler, Joshua	32 DDP	22.41
2	Gibson, Christopher R	33 WH2O	22.35
3	Gerken, Dustin D	32 NAM	22.20
4	Zimarev, Yuri	30 MPNY	22.00
5	Newmann, Scott	33 SDSM	21.87
6	Gregory, Thomas C	31 MEMO	22.00
7	Rapp, Larry J	32 SMS	22.16
8	Mendoza, Jon	34 ROSE	22.33
9	Demand, Andrew K	34 ASC	22.40

Heat 54 of 66 Finals

1	Burris, William G	34 WIND	21.86
2	Elser, Bryce A	31 CMS	21.56
3	Meyer, Geoffrey A	34 DDP	21.22
4	Marshall, Matthew T	34 TOC	21.00
5	Burnett, Simon A	34 ROSE	20.23
6	Talbott, Christopher J	30 TOC	21.00
7	Davydotchkin, Philipp A	30 UC45	21.06
8	Serrano, Ivan	33 GRA	21.52
9	Fisher, Zachary A	31 NAM	21.80

Heat 55 of 66 Finals

1	Sanchez, Ralph	26 ROSE	26.00
2	Duarte, Kenny D	27 GRA	24.54
3	Castro, Daniel	26 ROSE	24.18
4	Swan, Keito N	27 PSM	24.06
5	Griffey, Andrew	26 GWSC	24.00
6	Ladanyi, Jakob C	26 ROSE	24.03
7	Hall, Richard L	27 LVM	24.07
8	Stryker, Samuel	26 WH2O	24.28
9	Matthews, Mark G	25 SDSM	25.63

Heat 56 of 66 Finals

1	Plaga, Jack	25 ROSE	23.80
2	Weber, Christopher N	25 GRA	23.74
3	Sagginario, Joseph	28 OWST	23.61
4	Cushing, Alex D	28 TOC	23.50
5	Kukharskyi, Sergii	28 MPNY	23.28
6	Hubbard, Garrett M	25 MVN	23.30
7	Stephenson, Brady	25 UC14	23.51
8	Toberman, Daniel	27 GWSC	23.67
9	Krall, Tanner F	25 ARIZ	23.75

Heat 57 of 66 Finals

1	Aakhus, Randy	25 MVN	23.10
2	Verdegem, Alex C	28 GRA	22.90
3	Dasinger, John Henry H	29 WMAC	22.83
4	Neuwirth, Jamie	29 TOC	22.50
5	Croft, Lance C	29 UC14	22.42
6	Ferrif, Nick L	28 TOC	22.50
7	Birnbrich, Andrew	27 NAM	22.50
8	Sauter, Trace U	28 NCMS	22.85
9	Fiamengo, Vince	25 LAPS	23.00

Heat 58 of 66 Finals

1	Compton, Taylor I	28 L4S	22.23
2	Albu, Phil	25 MINN	22.01
3	Packer, Christopher B	26 TOC	22.00
4	Koon, Nolan	26 TOC	21.69
5	Scheid, Trevor	27 TOC	21.50
6	Hinshaw, Benjamin S	26 TOC	21.64
7	Yan, Hank	28 TOC	21.90
8	Kukurugya, Matthew A	26 NAM	22.00
9	Bower, Kenny G	29 TOC	22.10

Heat 59 of 66 Finals

1	Wang, Jackson Z	29 TOC	21.50
2	Murray, Matthew R	25 TOC	21.50
3	Hurst, Daniel J	25 PSP	21.40
4	Malasky, Martin E	28 TOC	21.30
5	Schweitzer, Paul-Marc	25 NYAC	20.94
6	Grosser, Jacob	28 CMS	21.01
7	Popov, Nicholas	26 GRA	21.32
8	Newell, Rob H	27 TOC	21.46
9	Foster, Dana	27 TOC	21.50

Heat 60 of 66 Finals

1	Accino, Alexander M	26 GRA	20.91
2	Birnbrich, Zachary T	25 NAM	20.82
3	Konarzewski, Jan	28 PSCM	20.50
4	Cox, Tony	26 GRA	20.16
5	Adrian, Nathan	28 TOC	20.00
6	Colupaev, Dimitri	27 GRA	20.00
7	Owen, Cameron	27 BC	20.18
8	Pechmann, Luke A	27 GRA	20.63
9	Korth, Nicholas	25 GRA	20.84

Heat 61 of 66 Finals

1	Sinclair, James	23 WH2O	1:30.24
2	Gehr, Gabriel R	24 SDSM	27.66
3	Schmidt, Conor B	21 CWST	26.10
4	McNeese, Cody N	19 GCUC	25.18
5	Kinne, Luke	19 CWST	25.05
6	Bradbury, Wyatt E	22 UMAC	25.25
7	Freeman, Parker B	20 GCUC	26.49
8	Tonellato, Michael	20 CWST	28.50

Heat 62 of 66 Finals

1	Cobb, Zachary	19 CWST	25.00
2	Potter-Clark, Rahevin S	22 OREG	24.50
3	Patterson, Zach C	19 GCUC	24.31
4	Pusateri, Jonathan E	21 TCAS	24.30
5	Smith, Quinten S	21 TMAT	24.22
6	Peralta, Daniel C	20 MVN	24.28
7	Osborne, Jonathan	23 MVN	24.30
8	Jaffee, Alec A	23 LVM	24.39
9	Falcon, Ryan	20 TSTT	24.99

Heat 63 of 66 Finals

1	Olden, Jaegger M	24 CWST	24.18
2	Richardson, Paul R	19 NEM	24.07
3	Purrington, Nicholas	23 UC45	24.00
4	Hill, Taylor E	23 DAM	23.93
5	Barcinas, Ken A	24 PSCM	23.90
6	Lee, Nathaniel T	18 GCUC	23.93
7	Dole, Cameron F	19 DKTA	23.98
8	Elwahab, Mahmoud	24 SDSM	24.00
9	Lindholm, Kyle	24 UC13	24.10

Heat 64 of 66 Finals

1	Atwood, Justin T	23 PSM	23.89
2	Palabrica, Juan Pablo M	19 USF	23.67
3	Rieder, David E	23 PSCM	23.32
4	May, Alexander M	23 DAM	23.05
5	Tang, Jordan G	23 SMM	22.98
6	Peterson, Alan P	23 SLOM	23.00
7	Aakhus, Mackenzie A	23 MVN	23.10
8	Shimko, Garret R	21 RAA	23.50
9	Millard, Jelani	23 LTMM	23.70

Heat 65 of 66 Finals

1	Fidler, Tyler S	20 MVN	22.91
2	Anderson, Eric L	19 LVM	22.57
3	MacKay, Ian D	24 TOC	22.50
4	Walker, Brandon C	21 DGO	22.09
5	Dodge, Alec	18 CWST	22.00
6	Alfonso, Alex I	23 NAM	22.00
7	Chang, Darwin C	20 SBM	22.50
8	MacLurg, Josh	18 CWST	22.50
9	Laxson, Benjamin C	24 ARIZ	22.77

Heat 66 of 66 Finals

1	Jenny, Frederick	23 NAM	22.00
2	Prasser, Mat A	24 MVN	21.50
3	Davis, Cole W	24 TOC	21.30
4	Meier, Brandon E	24 LVM	21.00
5	James, Brandon	20 WCM	20.85
6	Garnier, Jeff	23 CMS	20.85
7	Norman, Jon L	24 NOVA	21.02
8	Spitz, Jacob E	22 UC43	21.41
9	Porrazzo, Ralph J	24 ROSE	21.66

#34 Women 50 Yard Freestyle

Lane	Name	Age	Team	Seed Time
------	------	-----	------	-----------

Heat 1 of 47 Finals

2	Bryce, Karen G	83 PSM	1:07.31
3	Bensu, Janet L	84 USF	55.61
4	Gregoire, Eugenia	81 UC33	54.68
5	Van Dinter, Yenny	83 NMMS	1:00.28
6	Stone, Marjorie	93 GCPS	1:02.24
7	Soiberg, Sallie	85 LVM	1:08.00

Heat 2 of 47 Finals

2	Hansen, Barbara A	79 TAM	52.06
3	Densmore, Ann	75 NEM	43.79
4	Henry, Lorna G	76 KM	39.28
5	Ridout, Nancy J	75 TAM	33.62
6	Case, Mary Ann	77 ARIZ	38.34
7	Mc Partland, Peg K	75 MAM	42.00
8	Jaffe, Kristin N	79 TAM	44.48

Heat 3 of 47 Finals

1	Hilbrecht, Diane L	74 LVM	1:07.69
2	Westergaard, Leslie M	74 DAM	44.49
3	Burns, Suzi M	70 UC12	43.39
4	Ricketts, Mary Pat	74 NAM	42.01
5	Conboy, Pam	71 LVM	42.00
6	Glaser, Lynne E	74 FIG	42.01
7	Dillon Stewart, Jane E	74 WMAC	43.72
8	Caldwell, Carol A	70 LVM	52.00

2017 Nationwide USMS Spring Nationals - 4/27/2017 to 4/30/2017

Riverside Aquatics Complex

Meet Program - Sunday, April 30, 2017

Heat 4 (#34 Women 50 Yard Freestyle)			Heat 10 of 47 Finals			Heat 15 of 47 Finals					
1	Crock, Sally S	74 SCAQ	41.90	1	Glassman, Debbie A	63 PSM	30.50	1	Mareb, Karen M	58 NEM	27.95
2	Caso, Susie A	70 MAM	39.37	2	Rosener, Karen K	63 CMS	29.90	2	Hobbs, Liz	55 ARIZ	27.41
3	Smith, Diane G	72 CVMM	37.44	3	Canale, Michele	62 WIND	29.28	3	Faurot, Michelle A	56 SNM	27.33
4	Christensen, Mary Lee	71 SDSM	34.87	4	Siegel, Christine L	60 SDSM	28.89	4	Wenzel, Chris	57 PBM	26.97
5	Uustal, Diann	70 NEM	31.49	5	Hibben, Veronica	60 UCLA	26.84	5	O'Grady, Kim	55 ROSE	25.04
6	Kranpitz, Nancy	72 WMAC	34.66	6	Grilli, Tracy L	60 NEM	28.54	6	Garnier, Kathy L	56 CMS	26.81
7	Dillon, Sally A	70 PSM	35.29	7	Hirsty, Jacki	64 UC33	29.01	7	Treible Slaton, Kathy	55 PBM	27.00
8	Hill, Marcia M	72 WCM	38.19	8	Meteyer, Beverly B	63 LVM	29.29	8	Ganze, Cathy	59 SDSM	27.36
9	St. Germain, Patricia J	74 FACT	41.88	9	Wheeler, Barbara C	60 TAM	30.31	9	Andrus-Hughes, Karen	59 OREG	27.80
Heat 5 of 47 Finals			Heat 11 of 47 Finals			Heat 16 of 47 Finals					
2	Freedman, Sunny E	69 HIMA	52.49	1	Ekizian, Maria	50 ROSE	50.00	1	Freitas, Siobhan S	50 RAA	38.62
3	Chattaway, Michele J	65 PBM	45.17	2	Kanayama, Kori	52 UC33	50.00	2	Velez Nieto, Espana	53 RAA	37.00
4	Galette, Mary E	69 PBM	42.20	3	Charles, Diana	54 ROSE	45.44	3	Walsh, Jane E	50 GRA	36.00
5	Lemm, Barbara J	65 WMAC	37.93	4	Tucker-Georges, Tracy M	52 TSTT	41.67	4	Mauer, Julie D	54 KM	33.84
6	Bixler, Jan	67 NAM	39.68	5	Pellegrin, Katharina	53 ROSE	42.52	5	Osborne, Sarah	54 ROSE	33.00
7	Carpenter-vanDijk, Sheila	67 SPM	43.91	6	Lenz, Deirdre C	53 GRA	50.00	6	Bunevich, Stephanie J	50 CMS	33.52
8	Jiobu, Laurie	65 ROSE	46.05	7	Stewart, Becky L	50 UC33	50.00	7	Howell, Sharon S	54 RAM	33.99
Heat 6 of 47 Finals			Heat 12 of 47 Finals			Heat 17 of 47 Finals					
1	Ide, Hitomi	67 PSCM	36.17	1	Bullock, Leslie	58 FIG	42.58	1	Bertolone-Smith, Claudia M	52 CVM	32.80
2	Stockwell, Teddy	68 PALM	35.90	2	Dent, Susan	57 UC44	38.99	2	Rinehardt, Nicole	53 UC33	32.22
3	Miller, Celeste	67 SNM	33.00	3	McBroom, Rena C	57 RGSC	35.80	3	Loomis, Caroline	53 DAM	31.26
4	Altman, Christie	67 ARIZ	30.25	4	Marshfield, Ann K	58 O*H*	34.58	4	Dooley, Paula E	53 SLOM	30.35
5	Val, Laura B	65 TAM	28.00	5	Feeley, Louise S	58 MELO	32.80	5	Dornan, Gwen	54 USF	30.33
6	Preissler, Stella	68 PSM	29.61	6	Hirsch, Helene I	59 TSTT	32.97	6	Keighley, Carole L	53 QSS	30.34
7	Shaps, Ruth Y	69 MAM	31.04	7	Powers, Patricia F	59 LBG	35.75	7	Taylor, Catherine W	54 WCM	30.40
8	Reid, Colleen G	67 HIMA	35.50	8	Miller, Sigute	58 SCAQ	36.50	8	Harwich, Fiona	54 ROSE	32.00
9	Shoenberger, Linda R	69 TAM	35.96	9	Sindell, Linda	55 ROSE	40.00	9	Crow, Joan A	52 DAM	32.23
Heat 7 of 47 Finals			Heat 13 of 47 Finals			Heat 18 of 47 Finals					
2	Mann, Jennifer R	62 FIG	59.00	1	Tomlin, Julie B	58 RGSC	32.59	1	Nystrom, Ingrid	51 RGSC	30.33
3	Hughes, Kathleen	61 EQX	42.61	2	Coleman, Lisa A	55 FIG	31.90	2	Lewis, Melissa D	51 NBA	30.20
4	Matsuyama, Hanako	61 FF	40.00	3	Lepinski, Cokie	57 NUTS	31.50	3	Saltijeral, Oaxaca S.Gabriel	50 ASCM	30.15
5	Jirak, Edie	61 SDSM	38.00	4	Gettelfinger, Cheryl M	59 INDY	30.80	4	Hammond, Christine	53 GRA	30.08
6	Palmer, Teddy	62 MAM	39.52	5	Gardner, Deborah S	57 ARIZ	29.20	5	Kavalauskas, Alita	54 JAMM	29.78
7	Houk, Carol L	63 FIG	41.55	6	Rafkin, Louise	58 UC38	30.70	6	Kuwahara, Lisa K	54 UTAH	29.99
8	Gulbrandson, Pamela	63 NMMS	46.37	7	Snelling, Libby Roberts	57 MM	31.24	7	Steidle, Gwynne A	54 MVN	30.09
Heat 8 of 47 Finals			Heat 14 of 47 Finals			Heat 19 of 47 Finals					
1	Crosby, Patricia	61 TSTT	35.23	1	Stokes, Karin E	56 NEM	29.04	1	Capen, Tasha	50 MELO	29.48
2	Moak, Mary N	60 PBM	33.55	2	Joyce, Martha O	57 TAM	29.00	2	Lein, Brenda S	52 NBA	29.46
3	Kessinger, Katy L	62 UTAH	33.50	3	Moore, Dede G	57 LAPS	28.60	3	Voss, Julie E	53 PSM	29.00
4	Newacheck, Pamela K	61 WCM	33.05	4	Plevich, Beth	55 TXLA	28.30	4	Tanase, Pamela J	50 SBM	28.90
5	Dougherty, Mindy M	64 MVN	33.00	5	Granger, Traci S	59 LAPS	28.00	5	Smith, Liesl G	52 IM	28.44
6	Reynaud, Caroline L	64 FIG	33.00	6	Cotton, Suzy L	57 CMS	28.12	6	Dore, Mary G	53 NCMS	28.78
7	Duggan, Terese E	60 LVM	33.50	7	Johnston, Blossom P	57 SAWS	28.43	7	Matena, Jana	54 MELO	28.94
8	McTavish, Sandra E	62 SCCM	33.50	8	Moss, Pam Henry	55 CONN	28.77	8	Huettnet, Heather L	51 MOVY	29.11
9	Cunningham, Martha C	60 SAWS	33.56	9	Osborn, Ahelee Sue M	59 LNRS	29.00	9	Butler, Debra L	53 CMS	29.48
Heat 9 of 47 Finals											
1	Sprouse, Cecily	60 DAM	32.72								
2	Rutherford, Lynn Y	63 SBM	32.40								
3	Kerr, Ann	60 CMS	31.59								
4	Lambert, Heather C	63 LBG	31.11								
5	Kirkpatrick-Reno, Nancy	61 CVMM	30.65								
6	Klatzkin, Amy	61 USF	30.74								
7	Benjamin, Marcia S	60 MEMO	31.42								
8	Merena, Elizabeth J	64 BCTM	32.37								
9	Taylor, Barbara G	62 YCMS	32.43								

2017 Nationwide USMS Spring Nationals - 4/27/2017 to 4/30/2017

Riverside Aquatics Complex

Meet Program - Sunday, April 30, 2017

Heat 20 (#34 Women 50 Yard Freestyle)			Heat 25 of 47 Finals			Heat 31 of 47 Finals					
1	Tracy, Robin C	53 DKTA	28.34	1	Batcheller, Jennifer A	48 MVN	28.65	1	Giguere, Inna	38 GRA	1:10.00
2	Salmi, Andrea L	52 NBA	28.27	2	Ladd, Laura M	49 ENSW	28.59	2	Serpas, Summer L	39 MVN	34.00
3	Dodd, Dina	53 NSMS	28.11	3	Conti, Juliet	47 WM	28.40	3	Conway, Kieara A	38 AKMS	32.00
4	Finley, Ann	54 LAPS	27.51	4	Going, Melissa	47 MVN	28.18	4	Belluomini, Melanie C	39 DAM	31.10
5	Wilson, Jamie W	50 PALM	27.20	5	Kjoller, Marcie J	48 SBM	27.99	5	Baker, Laurel C	39 PSM	30.50
6	Rogers, Bonnie S	54 GWSC	27.50	6	Gellatly, Jill E	49 COOG	28.00	6	McKinney, Erin J	39 FIG	31.81
7	Morris, Mary K	51 MINN	27.79	7	Pearson, Pamela J	49 UC33	28.37	7	Zavala, Talia	35 GRA	33.00
8	Dewey, Vicky S	54 WCM	28.20	8	Garland, Crystal	45 CMS	28.49	8	Fu, Angela L	37 UMAC	40.38
9	Nowak, Elizabeth A	53 NCMS	28.30	9	Borton, Joan	47 ROSE	28.64	Heat 32 of 47 Finals			
Heat 21 of 47 Finals			Heat 26 of 47 Finals			Heat 32 of 47 Finals					
1	Stiles, Jasmine	51 SDSM	26.89	1	Leichter, Nancy L	46 ROSE	27.90	1	Andrus, Megan M	35 LVM	29.08
2	Wolff, Celia	51 NCMS	26.69	2	Richardson, Kim G	48 CMS	27.82	2	Chaney, Annie	38 FIG	29.08
3	Quick, Sarah E	53 NBA	26.28	3	Maynard, Lisa D	47 ARIZ	27.68	3	Thompson, Cooke	36 KATS	28.83
4	Asch, Jill M	50 OREG	26.14	4	Winn, Kristen N	47 NOVA	27.47	4	Sandner, Kathleen A	39 IM	28.35
5	Wager, Susan	51 NYAC	25.25	5	Condor-Fisher, Sarah P	45 MACS	25.22	5	Lee, Mary	35 LVM	28.00
6	Sappey, Collette H	52 CMS	25.80	6	Seavall, Kelly J	48 CMS	26.27	6	Hardwick, Debra	37 UC33	28.04
7	Cleavenger, Becky	53 CVMM	26.27	7	Gass, Melissa	49 NCMS	27.68	7	Fischer, Christine	36 CMS	28.73
8	Schoenneman, Lisa L	54 CVMM	26.68	8	Porter, Jo Ann	45 SNM	27.81	8	Green, Brooke J	37 SBM	28.88
9	Godges, Arlette A	52 CVMM	26.84	9	Shinnick, Christina	47 CTSM	27.82	9	Stich, Chris S	39 WMAC	29.08
Heat 22 of 47 Finals			Heat 27 of 47 Finals			Heat 33 of 47 Finals					
1	Lowden, Leanne	48 SPP	55.00	1	Clarke, Sunne A	42 MEMO	35.29	1	Ella, Ellen	39 PSM	27.90
2	Houser, Danielle	48 ROSE	47.70	2	McLean, Monica	41 TCC	34.75	2	Clendenin, Ashley E	36 SNM	27.14
3	Mills, Tammy	48 MVN	40.00	3	Niesen, Natasha A	44 CROC	34.00	3	Williams, Melinda B	35 NEM	26.99
4	Dussan, Ximena	46 ROSE	39.87	4	Hrindo, Jan M	44 SNM	32.00	4	Buskirk, Emily K	36 NBA	26.81
5	Smith, Staci R	47 TMAT	32.66	5	Coviello, Amanda J	40 SCAQ	31.95	5	Macedo, Ashley L	35 SBM	26.13
6	Sharma, Jasmine	46 ROSE	39.34	6	Luck, Kris	40 ASC	33.00	6	Chung, Kathy G	35 ROSE	26.78
7	Day, Sandi	48 GRA	39.87	7	Soto, Sandra M	42 CMS	34.20	7	Keiber, Casey M	39 SYSM	26.94
8	Liu, Sandy C	47 ROSE	40.00	8	Angell, Ursula	44 ROSE	35.12	8	Giovanni, Melissa K	37 LVM	27.02
9	Kogel, Marlene	47 UC33	50.00	Heat 28 of 47 Finals			Heat 33 of 47 Finals				
Heat 23 of 47 Finals			Heat 28 of 47 Finals			Heat 34 of 47 Finals					
1	Jeong, Michelle M	48 USF	31.39	1	Chambers, Kate	41 ROSE	31.90	1	Congdon, Heather B	38 SFTL	26.03
2	Nesbitt, Linda P	48 HUMM	30.85	2	Ongerth, Ann Michelle	42 WCM	30.53	2	Rohr, Meredith B	35 MVM	25.52
3	Konopka, Beata M	48 CVMM	30.32	3	Reece, Katherine F	41 NSM	29.33	3	Linke, Lyndsey M	36 CMS	24.76
4	Lemen, Sarah A	47 NAM	30.29	4	Mann, Michelle E	42 SCAL	29.13	4	Chang, Gabrielle E	39 SBM	24.11
5	Hagstrom, Lisa	46 LNRS	30.25	5	Valle, Valerie	40 ARIZ	28.99	5	Inada, Noriko	38 PSCM	23.75
6	Haberstich, Carrie	45 IM	30.28	6	Hughes, Megan M	43 MINN	29.05	6	Grier, Katie	38 1693	24.02
7	Williams, Christy	45 CMS	30.29	7	Kopp, Melanie A	41 NAM	29.30	7	Richards, Ericka L	39 WCM	24.48
8	May, Jennifer L	48 WMAC	30.51	8	Traudt, Tama	44 ASC	29.37	8	Grover, Mollie K	36 UMAC	25.31
9	Cortland, Renee	46 CONN	31.12	9	Tuttle-Best, Ann M	42 DASC	31.66	9	Vucinich, Elizabeth A	36 WH2O	26.00
Heat 24 of 47 Finals			Heat 29 of 47 Finals			Heat 35 of 47 Finals					
1	Blankenship, Kristin M	48 ARIZ	30.24	1	Kitt, Michelle A	42 POWM	28.92	1	Rivera, Brisia R	22 SPP	59.00
2	Buteyn, Cindy D	49 WMAC	29.58	2	Fradkin, Ana	43 SCAQ	28.67	2	Salas, Alyssa C	26 CTSM	39.00
3	Rakotz, Tara	49 SDSM	29.13	3	Lawrie, Dawn J	41 SNM	28.44	3	Bimanand, Adrine L	31 GRA	36.06
4	Khalil, Heidi G	46 ROSE	28.97	4	Dunn, Sara	44 NCMS	27.73	4	Yoder, Janine M	32 KASC	56.29
5	McPherson, Chris A	49 ENSW	28.74	5	Walker, Heidi A	42 MVN	27.38	Heat 36 of 47 Finals			
6	Bathey, Liane	49 WIND	28.75	6	Gorman, Maura L	40 NYAC	27.50	1	Walsworth, Alyssa S	33 MINN	31.15
7	Romoli, Sian L	45 CTM	29.00	7	Wilson, Ann S	42 CRUZ	28.42	2	Russell, Holly	32 MELO	29.15
8	Alling, Jennifer M	46 PSP	29.46	8	York, Sandi	41 PSM	28.65	3	Bagley, Blair A	33 SDM	29.00
9	Winton, Georgette G	47 FIG	30.17	9	Reyes, Claire	40 DAMM	28.90	4	Dubay, Abica	31 GRA	28.99
Heat 24 of 47 Finals			Heat 30 of 47 Finals			Heat 36 of 47 Finals					
1	Blankenship, Kristin M	48 ARIZ	30.24	1	Kilburn Thomas, Erin	43 MMAC	27.34	5	Rogers, Faryka	34 FIG	28.97
2	Buteyn, Cindy D	49 WMAC	29.58	2	Perkins, Nicole	44 SBM	26.73	6	Lenihan, Chloe M	34 GRA	28.99
3	Rakotz, Tara	49 SDSM	29.13	3	Kerns, Laurie	40 SDSM	26.00	7	Mitchell, Rebecca M	34 MVN	28.99
4	Khalil, Heidi G	46 ROSE	28.97	4	Schwab, Katherine V	40 KENM	25.01	8	Franks, Nadia L	31 RAA	29.01
5	McPherson, Chris A	49 ENSW	28.74	5	Lindauer, Kerry	42 NCMS	24.09	9	Pignalberi, Signe L	34 AKMS	29.31
6	Bathey, Liane	49 WIND	28.75	6	Schaetz, Trina R	44 WMAC	24.70				
7	Romoli, Sian L	45 CTM	29.00	7	Skinner, Sonja	40 OREG	25.80				
8	Alling, Jennifer M	46 PSP	29.46	8	Lee, Kristi D	41 SAWS	26.65				
9	Winton, Georgette G	47 FIG	30.17	9	Pledger, Abby B	42 NBA	27.22				

2017 Nationwide USMS Spring Nationals - 4/27/2017 to 4/30/2017

Riverside Aquatics Complex

Meet Program - Sunday, April 30, 2017

Heat 37 (#34 Women 50 Yard Freestyle)			Heat 42 of 47 Finals			Heat 47 of 47 Finals						
1	Odonnell, Meghan	34 ROSE	28.83	1	Stroh, Jordan S	25 GRA	26.99	1	Reading, Mariah E	23 SBM	26.01	
2	Pacheco, Nicki	34 ARIZ	28.69	2	Grainger, Lizz	26 GRA	26.51	2	Sudarma, Tiffany C	22 TOC	25.90	
3	Browne, Julia	32 GRA	28.65	3	Garbo, Rachel	27 MICH	26.14	3	Jones, Stephanie L	23 NAM	25.70	
4	Johnson, Katherine M	30 ROSE	28.48	4	Gaudinier, Lindsay E	27 WCM	26.01	4	Yontz, Marissa G	23 WMAC	23.62	
5	Messick, Kathryn C	34 GWSC	28.17	5	Abrams, Stacy A	29 TXLA	25.90	5	Woody, Julie J	23 CER	23.01	
6	Supance, Michele R	33 MVN	28.30	6	Sherdel, Samantha	26 GRA	26.00	6	Murphy, Kathryn T	24 TOC	23.50	
7	Quintos, Andrea E	33 VALM	28.62	7	Chang, Grace O	26 BCTM	26.12	7	Galinyte, Ieva	23 MVN	25.00	
8	Soldati, Kelly L	33 NCMS	28.65	8	Adams, Laura D	25 ROSE	26.42	8	Pusateri, Rebekah A	19 PSM	25.82	
9	Shipp, Rachel V	34 TOC	28.75	9	Jones, Shannon	27 CMS	26.88	9	Hoffinan, Shekinah L	23 LVM	26.00	
Heat 38 of 47 Finals			Heat 43 of 47 Finals			#35 Men 200 Yard Butterfly						
1	Geskos, Evangeline A	33 AGUA	28.01	1	Smrcina, Erica E	25 MESC	25.64	Lane	Name	Age	Team	Seed Time
2	Ryan, Aleah M	33 NOVA	27.65	2	Akenberger, Jamie K	26 LVM	24.90					
3	Bernal, Alison	33 SBM	27.42	3	Roberts, Elizabeth T	29 CER	24.71	Heat 1 of 16 Finals				
4	Togias, Anna	31 NOVA	27.27	4	Frendreis, Lauren K	28 ROSE	24.01	1	Ronay, Peter E	74 ROSE		4:30.00
5	Van Erden, Jayme	31 RMST	27.17	5	Delay, Sara E	26 WCM	23.31	2	Wiener, Neal T	72 WH2O		3:47.91
6	Bofinger, Sarah E	30 UC09	27.21	6	Conrad, Kelley	27 HFS	23.38	3	Shaffer, Craig A	70 ARIZ		3:35.00
7	Colavito, Violet A	33 LVM	27.36	7	Bambusch, Hailey	26 OREG	24.53	4	Springer, Douglas A	70 ARIZ		2:40.00
8	Cush, Rachel	32 MICH	27.50	8	Ratz, Katherine	28 TOC	24.80	5	Osborne, Oz	71 ELG		3:19.19
9	Beck, Stephanie L	34 SDM	28.00	9	Aceino, Margo R	26 GRA	25.00	6	Meyerhoff, Rick	70 TAM		3:45.00
Heat 39 of 47 Finals			Heat 44 of 47 Finals			Heat 2 of 16 Finals						
1	Eads, Courtney D	30 TCC	26.89	1	Sprueill, Jennifer C	20 OREG	51.00	2	Rysdon, Jon C	65 RMST		3:15.00
2	Davidoff, Cara	31 TOC	26.50	2	Curry, Linsey A	19 CWST	31.86	3	Kennedy, James B	65 CMAM		3:06.18
3	Gonnason, Hayley	34 SCAQ	26.00	3	Easterly, Kristin M	20 CWST	31.12	4	MacDonald, Lee H	65 CMS		2:45.00
4	Heidinger, Anna M	32 CMS	24.79	4	Hernandez-Haddock, Brianna	18 GCUC	30.23	5	Kerns, Hubie	67 VCM		2:35.80
5	Ballenger, Marie A	30 TOC	23.34	5	Sare, Madelynn R	21 PSM	30.11	6	Bernard, Alan D	67 TAM		2:39.66
6	Hernandez, Sarah M	32 DAM	23.86	6	Walls, Lauren M	22 ROSE	30.12	7	Alderson, Tom R	65 MAM		3:00.00
7	Byron, Caroline	30 SDSM	24.80	7	McKinley, Kayla L	20 TCC	30.33	8	Willis, Gregory B	68 UC33		3:09.42
8	Hibbard, Kate	32 LVM	26.50	8	Halverson, Millie	20 CWST	31.56	9	Roman, Francisco	65 ACCV		3:18.78
9	James, Jessica L	30 TSTT	26.83	9	May, Caroline M	19 PSM	33.79	Heat 3 of 16 Finals				
Heat 40 of 47 Finals			Heat 45 of 47 Finals			Heat 4 of 16 Finals						
1	Shadid, Carly	27 LVM	36.00	1	Monsen, Allie	21 PSM	30.00	3	Buckley, Mark	63 CVMM		3:12.01
2	Johnson, Meaghan	28 ARIZ	30.46	2	McCrea, Ava	19 PSM	29.52	4	Woodruff, David L	60 DAM		2:55.24
3	Jimenez, Alejandra	26 ROSE	30.00	3	Caulfield, Miranda	20 PSM	29.00	5	Heather, Michael R	62 MVN		2:52.87
4	Higley, Catherine	25 GRA	29.14	4	Bailey, Brooke	19 CWST	28.44	6	Anderson, Robert L	61 PCCM		2:54.55
5	Fernandez, Caroline V	27 GRA	28.03	5	Keirms, Katrina M	23 TOC	28.30	7	Pinto, Harlan A	60 MELO		3:08.16
6	Berg, Katherine B	25 ROSE	28.41	6	Bechtel, Christina G	23 TOC	28.40	Heat 4 of 16 Finals				
7	Charpentier, Caroline J	28 ROSE	29.22	7	Kelley, Grace A	23 O*H*	28.55	1	Freeman, Stephan J	61 SPM		2:46.83
8	Lawrence, Sarah O	29 HFS	30.00	8	Segal, Rebecca M	18 JAM	29.50	2	Edwards, Kenneth S	62 WCM		2:33.56
9	Carey, Melissa	25 AGUA	32.72	9	Deardorff, Emily K	19 PSM	29.52	3	Smith, Darrell J	60 MINN		2:32.36
Heat 41 of 47 Finals			Heat 46 of 47 Finals			Heat 5 of 16 Finals						
1	Yuelys, Margarite	26 AGUA	28.03	1	Arzave Trujillo, Melissa	22 HSAM	28.24	3	Myers, Peter S	56 AAM		4:30.00
2	Avrea, Mikayla	28 VCM	27.94	2	DiCola, Katlin R	24 PKBM	28.04	4	Treiman, Gerald S	56 UTAH		3:20.40
3	Rauch, Megan K	27 LVM	27.76	3	Fisch, Karly D	23 UC48	27.87	5	Crowe, Kevin J	55 SCAQ		2:40.00
4	Kilkuts, Courtney	29 TOC	27.69	4	Oei, Melissa	22 USF	27.00	6	Campbell, Chris	56 MVM		3:05.00
5	Orozco, Felicia G	27 GRA	27.00	5	Carroll, Julia M	24 DGO	26.23	7	Hayward, David S	56 NOVA		4:00.00
6	Reeves, Katherine W	26 TOC	27.60	6	Turner, Lauren	24 ROSE	26.73					
7	Calvo, Morena I	29 UC38	27.72	7	Tran, Shanta V	21 USF	27.50					
8	Popp, Stephanie	28 SCAQ	27.90	8	Santa Maria, Molly	19 GCUC	27.99					
9	White, Kristin M	26 NCMS	28.00	9	Lamb, Mariah	20 GCUC	28.04					

2017 Nationwide USMS Spring Nationals - 4/27/2017 to 4/30/2017

Riverside Aquatics Complex

Meet Program - Sunday, April 30, 2017

Heat 6 (#35 Men 200 Yard Butterfly)

1	Holbeck, John	58 MYST	2:35.00
2	Jaffee, Laurence T	56 LVM	2:33.60
3	Vargas, Daniel	56 ARIZ	2:28.25
4	Jenkins, Timothy J	55 IM	2:20.00
5	Morales, Tito	58 UCLA	2:12.12
6	Naylor, Jeff G	58 NEM	2:20.00
7	Seibt, Andreas K	59 IM	2:25.00
8	Amick, Jim	55 RIDG	2:31.48
9	Moore, Robert B	56 PSM	2:35.00

Heat 7 of 16 Finals

2	Podmajersky, Tom E	53 NOVA	2:40.00
3	Jones, Brad	51 PSM	2:30.00
4	Collins, Michael D	51 NOVA	2:26.39
5	McAdam, Samuel T	51 DAM	2:29.00
6	Johnston, Steven A	50 SDSM	2:40.00
7	Osoorio, Gabriel E	53 LVM	2:40.01

Heat 8 of 16 Finals

1	Ekman, Evan F	52 NCMS	2:25.54
2	Oyler, Paul F	51 UC11	2:18.00
3	Kratz, Erwin D	51 ARIZ	2:13.26
4	Phelan, Darren D	53 STAN	2:02.14
5	Sims, David E	54 IM	1:58.49
6	Unruh, Steven L	50 NITR	2:00.91
7	Shaffer, Mike G	51 VCM	2:04.04
8	Birnbrich, Chris L	53 NAM	2:15.00
9	Edge, Jonathan A	50 GRA	2:21.11

Heat 9 of 16 Finals

2	Berwald, Joshua F	37 PBM	2:40.00
3	Dailey, Erik W	37 ROSE	2:24.77
4	Loder, Scott	36 PBM	2:28.19
5	Petty, Richard W	41 ROSE	2:39.99
6	Kim, Steve	40 GRA	2:33.75
7	Blackway, Derek W	41 ROSE	2:38.76
8	Young, Michel F	46 VCM	2:29.00

Heat 10 of 16 Finals

1	Winter, Doug	48 PSM	2:27.21
2	Herman, Eric C	45 SPM	2:27.11
3	Mc Bride, Patrick F	47 USF	2:25.15
4	Hamilton, Rick M	49 MAM	2:19.98
5	Magee, Mark A	49 RAA	2:02.72
6	Ascher, Nathan	45 SDSM	2:19.50
7	Jones, Kenton R	49 SDSM	2:21.61
8	Lucero, Michael D	46 GRA	2:27.11
9	Borton, Dan	49 ROSE	2:27.13

Heat 11 of 16 Finals

1	Passos, Andre	43 ROSE	2:27.36
2	Decker, John R	42 GS	2:22.57
3	Christopher, Todd R	41 SCA	2:12.94
4	Bardak, Peter D	40 IM	2:10.34
5	De Fabrique, Yann J	43 NOVA	2:00.00
6	Valle, Marc A	43 ARIZ	2:08.63
7	Doherty, Kevin J	43 CMS	2:12.29
8	Pudloski, Justin	40 DDP	2:20.32
9	Wen, Patrick J	44 WCM	2:24.50

Heat 12 of 16 Finals

1	Bolcoa, Scott J	35 NOVA	2:22.24
2	Daene, Markus	38 TVM	2:20.00
3	Babcock, Andrew	39 WMAC	2:06.46
4	Valdivieso, Juan P	36 TOC	2:00.00
5	Vanderkaay, Christian	35 MICH	1:55.93
6	Scalise, Erik L	39 SNM	1:57.00
7	Halford, Tom	37 SOBA	2:05.75
8	Granados, James P	35 GRA	2:08.79
9	Yu, Peter T	39 NOVA	2:21.00

Heat 13 of 16 Finals

2	Smorodin, Maksim	31 MPNY	2:10.00
3	Elser, Bryce A	31 CMS	2:01.78
4	Bezugliy, Alexander	31 MPNY	1:52.01
5	Lawler, James	34 NYAC	1:50.20
6	Jaben, Max	31 GRA	1:51.54
7	Hansen, Scott	34 BCTM	1:58.35
8	Storie, Tyler W	33 LAPS	2:03.34
9	Wilson, Todd M	31 PBM	2:20.00

Heat 14 of 16 Finals

1	Docken, Steffen S	28 DAM	2:16.69
2	Sagginario, Joseph	28 OWST	2:11.17
3	Leung, Brian P	27 SCAQ	2:10.38
4	Peterson, Russell C	25 SLOM	2:10.00
5	Castro, Daniel	26 ROSE	2:10.58
6	Petersen, Erik D	28 SDSM	2:11.19
7	Porras, Felipe	21 CMS	2:35.00
8	Olden, Jaegger M	24 CWST	3:00.00

Heat 15 of 16 Finals

1	Stiles, David	27 SPM	2:07.54
2	Redondo, Brock A	25 MVN	2:05.00
3	Yntema, Douwe	28 TOC	2:04.50
4	Lin, Curtis	26 SBM	2:00.45
5	Aceino, Alexander M	26 GRA	1:54.00
6	Materniak, Eric R	25 BERK	1:57.95
7	Simoni, Evan V	27 TOC	2:01.85
8	Hinshaw, Benjamin S	26 TOC	2:05.00
9	Smith, David J	29 CMS	2:06.00

Heat 16 of 16 Finals

1	Daltorio, Robert W	24 ROSE	2:28.23
2	Garcia, Mike	24 TARP	2:16.54
3	Adajar, Jordan L	24 GRA	2:10.00
4	Pederson, Nicholas	20 PSM	2:05.63
5	Mowry, Mickey M	22 ROSE	1:44.10
6	Jackman, Alan H	24 UC33	1:55.01
7	Jordan, Steven M	22 SMST	2:08.00
8	Acosta - Gomez, Misael	23 GRA	2:15.68
9	Rodriguez Martinez, Adrian M	23 UC38	2:16.78

#36 Women 200 Yard Butterfly

Lane	Name	Age	Team	Seed Time
Heat 1 of 12 Finals				
1	Payne, Barb	51	TSTT	6:06.00
2	Diaz, Cecilia	41	UC33	6:00.00
3	Hamilton, Rebecca J	65	GAJA	7:50.13
4	Fitzpatrick, Maureen	65	PBM	3:40.10
5	Gettling, Janet	68	OREG	3:21.33
6	Young, Lydia L	68	CMS	4:13.51
7	Case, Mary Ann	77	ARIZ	3:57.86
8	Meyers, Susan L	75	UC14	3:49.49
9	Lund, Lynne H	76	SUSA	4:13.83
Heat 2 of 12 Finals				
2	Meldrum, Laura G	63	SDSM	4:45.00
3	Lambert, Heather C	63	LBG	3:37.00
4	James, Katy	61	ARIZ	3:27.59
5	Jaunzeme, Andra	64	SDSM	2:44.00
6	Ciraulo, Christie	63	UCLA	2:56.61
7	Steil, Tamara R	62	MICH	3:28.67
8	Cook, Cindy J	60	TSTT	3:50.00
Heat 3 of 12 Finals				
1	Nolte, Susan D	56	CMS	3:40.00
2	Jensen, Sue	56	NEM	3:10.57
3	Mann, Nathalie S	56	O2	2:45.05
4	De Groot-Hedlin, Catherine I	57	WIND	2:40.27
5	Klestinec, Robin L	55	NAM	2:28.00
6	Granger, Traci S	59	LAPS	2:40.00
7	Brown, Denise H	57	MICH	2:43.89
8	Neville, Cathy V	59	SDSM	3:02.84
9	Thayer, Marieke	55	SDSM	3:19.33
Heat 4 of 12 Finals				
3	Capen, Tasha	50	MELO	3:03.80
4	Nuckols, Holly J	54	VCM	3:14.00
5	Carter, Eddie C	46	NCMS	3:28.42
6	Belsky, Marjorie E	46	LVM	3:33.00
Heat 5 of 12 Finals				
1	Karlin, Olivia	53	WH20	3:00.34
2	Salmi, Andrea L	52	NBA	2:50.21
3	Vanderpoel, Nicole L	52	CMS	2:46.03
4	Kupan, Cheryl A	52	SPM	2:35.00
5	Friedlander, Rebecca L	50	SNM	2:26.89
6	Birnbrich, Beth	53	NAM	2:33.00
7	Russell, Jane E	53	DAM	2:43.95
8	Sorghagan, Marilyn L	50	NEM	2:50.16
9	Couch, Stephanie D	52	MELO	2:52.79
Heat 6 of 12 Finals				
1	Sorensen, Susan	48	SNM	3:10.00
2	Griffin, Kara D	47	UC38	2:55.00
3	Koehler, Deanna C	47	CVMM	2:50.13
4	Davidson, Michelle L	46	GSM	2:30.31
5	Reece, Margaret E	45	NSM	2:25.00
6	Williams, Susan R	47	CMS	2:28.00
7	North, Nancy A	48	SDSM	2:42.13
8	Jensen, Lauren E	49	WMAC	2:50.46
9	Feld, Karen A	49	SDSM	3:05.11

2017 Nationwide USMS Spring Nationals - 4/27/2017 to 4/30/2017

Riverside Aquatics Complex

Meet Program - Sunday, April 30, 2017

Heat 7 (#36 Women 200 Yard Butterfly)			
1	Vesler, Ruth	39 SDSM	2:56.70
2	Belluomini, Melanie C	39 DAM	2:53.07
3	Neild, Rachel A	36 GBM	2:45.13
4	King, Rebecca L	36 SMS	2:41.90
5	Perrottet, Jennifer K	37 SDSM	2:40.00
6	Jones, Megan A	37 NYCH	2:45.00
7	Andrus, Megan M	35 LVM	2:50.70
8	Reeves, Tessa L	38 OREG	2:54.35

Heat 8 of 12 Finals			
1	Sega, Ally	44 CONN	3:11.99
2	Martinez, Heather J	40 NSM	2:47.47
3	Wilson, Ann S	42 CRUZ	2:45.42
4	Monroe, Leslie B	43 CVMM	2:40.70
5	Kelsey, Jane M	41 NYAC	2:19.98
6	Shoemaker, Laura M	41 CMS	2:40.23
7	Lawrie, Dawn J	41 SNM	2:41.53
8	Frawley, Tabitha S	43 SDSM	2:45.99
9	Peroni, Diana H	44 NUTS	2:55.88

Heat 9 of 12 Finals			
1	Cough, Heidi M	35 NOVA	2:36.00
2	Schultz, Karen E	37 SBM	2:28.24
3	Williams, Melinda B	35 NEM	2:25.61
4	Anderson, Charis H	38 TXLA	2:19.90
5	Moro, Erin C	38 PALM	2:12.71
6	Golden, Dani	37 SDSM	2:14.08
7	Congdon, Heather B	38 SFTL	2:25.00
8	Schneider, Erin E	38 WMAC	2:28.00
9	Clendenin, Ashley E	36 SNM	2:35.72

Heat 10 of 12 Finals			
2	Odonnell, Meghan	34 ROSE	3:16.32
3	Messick, Kathryn C	34 GWSC	3:00.00
4	Raffaelli, Cori P	33 VCM	2:33.00
5	Schneider, Leah R	32 WMAC	2:19.99
6	Greene, Shannon E	31 1693	2:22.18
7	Ho, Judy	31 ROSE	2:44.75
8	Stutz, Kathleen J	34 SFTL	3:02.11

Heat 11 of 12 Finals			
3	Hank, Stephanie N	27 LVM	3:05.00
4	O'Keefe, Madeleine	25 WMAC	2:29.84
5	Burmood, Erica A	25 WIND	2:20.00
6	Stacy, Jessica L	27 OREG	2:20.90
7	Sanchez, Christina A	29 VCM	2:30.87

Heat 12 of 12 Finals			
3	Dugan, Kylie M	21 CWST	4:01.11
4	Fittipaldi, Carolyn A	23 MINN	2:30.50
5	Hendrix, Jacqueline J	19 CER	2:06.38
6	Pedote, Elyssa	24 TOC	2:15.00
7	Turner, Lauren	24 ROSE	2:30.65

#39 Men 100 Yard Backstroke

Lane	Name	Age	Team	Seed	Time
Heat 1 of 27 Finals					
2	Gorwitz, Nahum	80	SFTL		2:19.89
3	Smethurst, Everett W	82	NOVA		1:39.12
4	Charlton, Allan	80	MICH		1:27.00
5	Coles, Bill	81	SDSM		1:46.53
6	McConnell, Stan	85	UC33		2:00.00
7	Butler, Walter R	85	LVM		2:10.00
8	Sears, Robert L	90	ARIZ		2:42.79

Heat 2 of 27 Finals					
2	Goode, Douglas J	78	ROSE		2:05.55
3	Diehl, David J	75	1776		1:40.18
4	LeRoy, Richard J	76	ARIZ		1:31.75
5	Bledsoe, Dennis R	78	WCM		1:26.46
6	Bergman, John	75	MINN		1:30.00
7	Norris, Robert F	78	DAM		1:32.75
8	Stone, Robert S	75	LVM		1:41.50
9	Walker, Craig	77	MVAQ		2:35.00

Heat 3 of 27 Finals					
3	Livingood, Bill	72	UC14		1:34.97
4	Lawrie, Jim	70	SNM		1:30.00
5	Novell, Ken	74	VMST		1:33.00
6	Campen, Gary	73	PSM		1:49.13

Heat 4 of 27 Finals					
1	Ide, Yutaka	70	PSCM		1:29.17
2	Raffaelli, Larry L	74	VCM		1:26.00
3	McColly, Michael	71	PSM		1:17.00
4	Ennis, Richard C	72	RAMS		1:15.00
5	Burns, Richard	73	TAM		1:06.25
6	McPherson, Andrew M	70	DAM		1:09.66
7	Ogilby, Chuck	74	CMS		1:16.00
8	Shaffer, Craig A	70	ARIZ		1:24.00
9	Bell, John L	74	SDSM		1:29.00

Heat 5 of 27 Finals					
1	Hurrell, Thomas	57	ROSE		2:20.00
2	Graham, Errol	57	WH2O		1:21.50
3	Davis, Thomas W	59	ROSE		1:10.76
4	Serbia, George W	56	NOVA		1:20.00
5	Feldman, Michael H	59	LVM		2:00.00
6	Umholtz, Ken	65	OJAI		1:24.69
7	Farmer, Michael W	69	ROSE		1:20.98
8	Fogg, Stephen W	68	PSM		1:22.90
9	Brown, Paul P	66	ELG		1:55.72

Heat 6 of 27 Finals					
1	Willis, Gregory B	68	UC33		1:19.73
2	Stretch, James J	65	PSM		1:17.58
3	Wright, Larry E	68	OREG		1:12.00
4	Whately, Thomas W	65	MELO		1:10.18
5	Wilson, Robert H	65	CAQM		1:04.55
6	Wilder, Hugh	69	UC48		1:06.24
7	Rysdon, Jon C	65	RMST		1:12.00
8	Green, Dick	65	SRM		1:14.56
9	Ludwig, Terry	66	ARIZ		1:17.73

Heat 7 of 27 Finals					
1	Kennedy, William A	61	LBSU		1:21.09
2	Kahn, Stuart L	63	DAM		1:16.37
3	Heather, Michael R	62	MVN		1:14.37
4	Vogel, Matthew M	62	IM		1:12.26
5	White, Warren A	62	NCMS		1:11.36
6	Knisely, Bill S	60	GCPS		1:11.63
7	Crist, Bruce C	60	SAWS		1:13.68
8	Hitch, Walter D	64	ROSE		1:15.00
9	Sterne, Erik A	64	ROSE		1:21.09

Heat 8 of 27 Finals					
1	Lund, Sam	60	HSAM		1:11.18
2	Patocchi, Robert J	61	CMAM		1:06.01
3	Graham, Donald	62	PSM		1:03.95
4	Shead, Timothy M	64	SFTL		1:02.00
5	Djang, Philipp A	62	SFTL		1:00.57
6	Sauer, Jim	60	TXLA		1:01.00
7	Steynberg, Andre P	60	SFTL		1:02.09
8	Doyle, Patrick K	62	MMM		1:05.20
9	Nixon, John L	61	SPM		1:07.80

Heat 9 of 27 Finals					
1	Goodell, Brian S	58	MVN		1:10.76
2	Stolshek, Bradley S	56	CVMM		1:10.70
3	Thornton, Cooper	55	CTM		1:09.00
4	Pombo, Diego	55	GWSC		1:08.44
5	Harper, Buzz L	57	LAPS		1:08.00
6	Moore, Robert B	56	PSM		1:08.00
7	Gordin, Scott	59	UC33		1:08.50
8	Gilberg, Steve	55	IM		1:09.24
9	Voll, Robert M	59	OREG		1:10.73

Heat 10 of 27 Finals					
1	Menefee, Bruce	58	GRA		1:06.99
2	Fremont, Robert	58	WIND		1:06.50
3	Keighley, Tim D	55	QSS		1:05.36
4	Weissert, Toby	58	NOVA		1:05.00
5	Hendrick, Marty	59	SFTL		1:04.31
6	Hamm, Michael L	59	KM		1:05.00
7	Morales, John R	59	SRM		1:05.33
8	Bennett, Michael L	56	CRUZ		1:05.81
9	Woods, Thomas B	55	SDM		1:06.60

Heat 11 of 27 Finals					
1	Blommel, Gregory G	57	WMAC		1:04.15
2	Cutting, Steve	59	TVM		1:03.50
3	Grisa, Thomas M	55	WMAC		1:02.67
4	Belin, Thomas H	55	IAMA		1:01.76
5	Haynie, Carl	56	PSM		59.22
6	Whelchel, David	55	LIB		1:00.50
7	Tallman, Karl G	58	CRUZ		1:02.06
8	Smith, N. Douglas	55	DAM		1:03.00
9	Myers, Ross	57	DAMM		1:03.54

Heat 12 of 27 Finals					
1	Kirvan, David B	52	WH2O		1:19.00
2	Kondo, Ken K	51	MVN		1:12.76
3	Jung, Gregory A	54	TCC		1:08.69
4	Hahn, Darek L	50	JAM		1:07.75
5	Golden, Spencer J	52	NOVA		1:07.91
6	Hagen, Dean C	54	ARIZ		1:10.49
7	Collins, Barry	53	UC33		1:15.24
8	Batzofin, Craig	42	BCTM		1:05.32
9	Whear, Steven C	43	TMAT		1:05.55

2017 Nationwide USMS Spring Nationals - 4/27/2017 to 4/30/2017

Riverside Aquatics Complex

Meet Program - Sunday, April 30, 2017

Heat 13 (#39 Men 100 Yard Backstroke)			Heat 19 of 27 Finals			Heat 25 of 27 Finals						
1	Meier, Eric R	52 OREG	1:07.20	1	Bixler, John J	35 SDSM	59.98	1	Falcon, Ryan	20 TSTT	1:05.99	
2	Faria, Jose J	51 GSM	1:00.34	2	Bolen, Tyler	35 UC38	59.75	2	Lee, Nathaniel T	18 GCUC	1:04.99	
3	Chan, Andy	54 MELO	59.77	3	Roper, Matt	36 DAM	59.24	3	Pusateri, Jonathan E	21 TCAS	1:02.80	
4	Jimenez, Ignacio	51 CMS	58.87	4	Blatnik, Jeffrey	37 NOVA	56.35	4	Porras, Felipe	21 CMS	1:01.98	
5	Irvin, Mike	50 RAA	55.00	5	Natalizio, Jeff F	35 UC33	49.99	5	Anderson, Jordan K	18 PSM	1:01.50	
6	Shaffer, Mike G	51 VCM	58.76	6	Scalise, Erik L	39 SNM	55.00	6	Palabrica, Juan Pablo M	19 USF	1:01.82	
7	Fischer, Niel E	52 NSM	59.57	7	Lotano, Daniel	36 PBM	57.15	7	Smith, Quinten S	21 TMAT	1:02.30	
8	Morris, Richard L	53 NAM	1:00.00	8	Stanton, Wright	37 RGSC	59.32	8	Rodriguez Martinez, Adrian M	23 UC38	1:04.97	
9	Sarrafzadeh, David A	51 USF	1:05.00	9	Heggi, Coleman	35 MYST	59.90	9	Cardoso Lara, Daniel E	18 GCUC	1:05.00	
Heat 14 of 27 Finals			Heat 20 of 27 Finals			Heat 26 of 27 Finals						
1	Drewes, Frank C	47 DASC	1:49.43	2	Oloughlin, Jonathan	33 UMAC	1:12.00	1	Atwood, Justin T	23 PSM	1:01.01	
2	Dubrick, Jon S	48 ROSE	1:20.00	3	Hsu, Howard	34 ROSE	1:04.91	2	McNeese, Cody N	19 GCUC	1:00.00	
3	Hohn, Chris	48 SDSM	1:07.00	4	Tweed, Jesse O	31 RAA	1:10.00	3	Tang, Jordan G	23 SMM	59.21	
4	Smith, Bryan E	49 PSM	1:06.58	5	Mathews, Mark G	25 SDSM	1:15.00	4	Birnbrich, Luke	20 NAM	58.46	
5	Parker, Greg	47 ROSE	1:05.12	6	Tom, Marc A	29 ROSE	1:35.00	5	Jordan, Steven M	22 SMST	58.33	
6	Hilton, Robert	48 ROCH	1:06.62	7	Gehr, Gabriel R	24 SDSM	1:13.00	6	Birnbrich, Hayden	24 NAM	58.45	
7	Kaloust, Scott W	47 RAA	1:07.25	Heat 21 of 27 Finals			7	Hill, Taylor E	23 DAM	58.96		
8	Nitsch, Michael	48 SDSM	1:22.94	1	Roth, Christopher M	32 GRA	1:04.12	8	Dole, Cameron F	19 DKTA	59.98	
Heat 15 of 27 Finals			2	Dening, Wesley W	33 SCAQ	1:03.15	9	Purrington, Nicholas	23 UC45	1:00.00		
1	Beatty, Ted	46 TCC	1:04.00	3	Gerken, Dustin D	32 NAM	59.56	Heat 27 of 27 Finals				
2	Rudolph, Daniel A	45 LAS	1:03.69	4	Chudoba, John A	30 DDP	58.30	1	Lindsay, Kyle W	24 GRA	58.20	
3	Kanner, Joey	47 PALM	1:00.49	5	Wang, Timothy J	34 TOC	57.25	2	Peterson, Alan P	23 SLOM	57.00	
4	Hamilton, Rick M	49 MAM	57.11	6	Tierman, Robert M	33 WCM	57.36	3	Rieder, David E	23 PSCM	56.34	
5	Reed, Scott W	46 SBM	57.00	7	Newmann, Scott	33 SDSM	58.77	4	Spitz, Jacob E	22 UC43	54.73	
6	Beach, Christopher E	47 PBM	57.01	8	Maurer, Adrian B	33 CHIC	1:01.50	5	James, Brandon	20 WCM	48.33	
7	McCormick, Darren C	47 TCC	59.80	9	Galasso, Mike A	30 DDP	1:03.56	6	Hanson, Joshua E	22 RAA	48.53	
8	Tobey, John	45 CMS	1:03.41	Heat 22 of 27 Finals			7	MacKay, Ian D	24 TOC	55.00		
9	Borton, Dan	49 ROSE	1:03.89	1	McAteer, Brian	32 SCAQ	56.50	8	Shu, Jack	24 ARMS	56.51	
Heat 16 of 27 Finals			2	Storie, Tyler W	33 LAPS	55.67	9	Fidler, Tyler S	20 MVN	57.54		
1	Kremers, Brian J	43 LBG	1:03.01	3	Fowler, Joshua	32 DDP	52.77	#40 Women 100 Yard Backstroke				
2	Baldwin, Craig M	42 RMST	1:02.27	4	Marshall, Matthew T	34 TOC	52.00	Lane	Name	Age	Team	Seed Time
3	Tetzlaff, Maurice	40 IM	1:00.89	5	Lochte, Ryan	32 GRA	48.00	Heat 1 of 23 Finals				
4	Samaddar, Kris K	43 UC48	59.51	6	Burnett, Simon A	34 ROSE	48.50	3	Mc Partland, Peg K	75 MAM	1:48.00	
5	Samaddar, Robin K	43 UC48	59.44	7	Gibson, Christopher R	33 WH2O	52.13	4	Henry, Lorna G	76 KM	1:37.36	
6	Bardak, Peter D	40 IM	59.48	8	Hicks, Jeff	34 DDP	52.85	5	Soiberg, Sallie	85 LVM	3:33.00	
7	Axline, Kenly M	41 NAM	1:00.00	9	Serrano, Ivan	33 GRA	55.88	6	Bensu, Janet L	84 USF	2:27.57	
8	Andrin, Milan	41 NAM	1:00.90	Heat 23 of 27 Finals			Heat 2 of 23 Finals					
9	Muir, Scott	43 DAM	1:02.66	1	Docken, Steffen S	28 DAM	1:05.74	1	Cook, Cindy J	60 TSTT	2:13.00	
Heat 17 of 27 Finals			2	Peterson, Russell C	25 SLOM	1:02.00	2	Smith, Susan K	63 LVM	1:45.00		
1	Nance, Chad A	44 NAM	59.16	3	Godwin, Chris	29 LVM	1:01.88	3	Glassman, Debbie A	63 PSM	1:27.50	
2	Briseno, Osiris	41 NAM	58.42	4	Verdegem, Alex C	28 GRA	59.74	4	Willard, Mimi	63 NUTS	1:29.10	
3	Cole, David C	41 CRUZ	55.99	5	Yan, Hank	28 TOC	57.50	5	Meldrum, Laura G	63 SDSM	2:12.32	
4	Counts, Chris	41 LVM	54.94	6	Hoffmann, Paul	28 MINN	59.00	6	Goodman, Lois	70 UC33	2:02.24	
5	Comings, Jeff P	43 ARIZ	51.54	7	Bethel, Zachary E	29 SBM	1:00.23	7	Hilbrecht, Diane L	74 LVM	2:43.63	
6	O'Sullivan, Chris	42 CMS	53.07	8	Hall, Richard L	27 LVM	1:01.98	8	Hamilton, Rebecca J	65 GAJA	2:19.45	
7	Bell, David E	41 CRUZ	55.25	9	Fiamengo, Vince	25 LAPS	1:05.00	Heat 3 of 23 Finals				
8	Wanie, Lee G	43 TOC	56.00	Heat 24 of 27 Finals			1	Caldwell, Carol A	70 LVM	2:02.00		
9	Seguin, Mark E	44 MINN	59.06	1	Foster, Dana	27 TOC	57.00	2	Hill, Marcia M	72 WCM	1:50.00	
Heat 18 of 27 Finals			2	Dasinger, John Henry H	29 WMAC	56.40	3	Anziano, Marcia	72 CMS	1:44.02		
1	Burnett, Nicholas A	35 USF	1:30.00	3	Pechmann, Luke A	27 GRA	52.44	4	Westergaard, Leslie M	74 DAM	1:40.65	
2	Dingeldein, Douglas S	38 MSMA	1:05.30	4	Newell, Rob H	27 TOC	50.92	5	Uustal, Diann	70 NEM	1:15.95	
3	Dingeldein, George E	35 OREG	1:03.99	5	Cox, Tony	26 GRA	48.98	6	Kranpitz, Nancy	72 WMAC	1:40.00	
4	Godor, Frank	38 ROSE	1:01.24	6	Konarzewski, Jan	28 PSCM	49.80	7	Smith, Diane G	72 CVMM	1:43.47	
5	Imwalle, Gregory P	35 MVM	1:00.50	7	Adrian, Nathan	28 TOC	52.00	8	St. Germain, Patricia J	74 FACT	1:47.81	
6	Popko, David A	39 RAA	1:02.77	8	Albu, Phil	25 MINN	56.38	9	Manheim, Lucy M	74 RMST	1:56.00	
7	Carrington, Douglas R	35 AWYY	1:04.07	9	Hinshaw, Benjamin S	26 TOC	57.00					
8	Waterson, Kevin	38 DAM	1:08.22									

2017 Nationwide USMS Spring Nationals - 4/27/2017 to 4/30/2017

Riverside Aquatics Complex

Meet Program - Sunday, April 30, 2017

Heat 4 (#40 Women 100 Yard Backstroke)			Heat 10 of 23 Finals			Heat 16 of 23 Finals		
1	Jiobu, Laurie	65 ROSE 2:05.00	3	Anderson, Karla	41 PSP 1:45.00	1	Stich, Chris S	39 WMAC 1:09.88
2	Casey, Kathrine J	68 PSM 1:39.45	4	Niesen, Natasha A	44 CROC 1:20.00	2	Liberty, Laurel M	35 LIB 1:09.57
3	Stockwell, Teddy	68 PALM 1:37.02	5	Luck, Kris	40 ASC 1:26.00	3	Green, Brooke J	37 SBM 1:08.23
4	Altman, Christie	67 ARIZ 1:24.70	6	Sharma, Jasmine	46 ROSE 1:50.00	4	Vucnich, Elizabeth A	36 WHZO 1:02.50
5	Val, Laura B	65 TAM 1:10.00	7	Houser, Danielle	48 ROSE 2:00.00	5	Inada, Noriko	38 PSCM 53.65
6	Preissler, Stella	68 PSM 1:18.98	Heat 11 of 23 Finals			6	Grover, Mollie K	36 UMAC 1:00.20
7	Wright, Jill M	66 SAWS 1:26.91	1	Weidner, Kim	47 LVM 1:49.00	7	Richards, Ericka L	39 WCM 1:03.07
8	Scherwat Ducourmeau, Wendy	66 TSTT 1:38.79	2	Forest, Anna Marie	47 SDM 1:18.18	8	Keeler, Susan E	38 WCM 1:08.83
9	Whalen, Katharine	68 LNRS 1:40.20	3	Konopka, Beata M	48 CVMM 1:16.54	9	Lawrence, Laura A	37 WCM 1:09.60
Heat 5 of 23 Finals			4	Blankenship, Kristin M	48 ARIZ 1:16.19	Heat 17 of 23 Finals		
1	Newacheck, Pamela K	61 WCM 1:27.10	5	Winn, Kristen N	47 NOVA 1:13.20	3	Dubay, Abica	31 GRA 1:13.60
2	Dougherty, Mindy M	64 MVN 1:23.66	6	Pearson, Pamela J	49 UC33 1:13.48	4	Schultz, Kelly	31 TXLA 1:13.41
3	Larson, Linda L	61 SFTL 1:19.97	7	Alling, Jennifer M	46 PSP 1:16.21	5	Lenihan, Chloe M	34 GRA 1:13.60
4	Siegel, Christine L	60 SDSM 1:14.71	8	Rakotz, Tara	49 SDSM 1:18.00	6	Russell, Holly	32 MELO 1:18.95
5	Warmuth, Stacey S	60 VCM 1:07.34	9	Mikels, Heather	48 GRA 1:18.85	Heat 18 of 23 Finals		
6	Belote Ripley, Melissa	60 RIO 1:11.08	Heat 12 of 23 Finals			1	Holman, Mary E	30 CMS 1:11.11
7	Kerr, Ann	60 CMS 1:19.90	1	Conti, Juliet	47 WM 1:11.17	2	Van Erden, Jayme	31 RMST 1:10.57
8	James, Katy	61 ARIZ 1:20.97	2	Westerman, Karen L	49 SPM 1:09.71	3	Leeming, Lindsey A	32 LVM 1:10.46
9	Kirkpatrick-Reno, Nancy	61 CVMM 1:25.00	3	McPherson, Chris A	49 ENSW 1:06.51	4	Tiernan, Heather	33 WCM 1:09.27
Heat 6 of 23 Finals			4	Texel, Paula M	46 SPM 1:04.47	5	Brown, Dannelly W	32 SDSM 1:09.00
2	Gonorazky Banchik, Adriana	56 LVM 1:23.37	5	Gary, Kristin J	49 NYAC 59.80	6	Supance, Michele R	33 MVN 1:09.07
3	Kahn, Mary J	57 DAM 1:16.90	6	Tate, Holly	49 TMAT 1:02.22	7	Pignalberi, Signe L	34 AKMS 1:09.83
4	Mann, Nathalie S	56 O2 1:15.00	7	Davidson, Michelle L	46 GSM 1:05.09	8	Johnson, Katherine M	30 ROSE 1:10.50
5	Johnston, Blossom P	57 SAWS 1:15.92	8	Porter, Jo Ann	45 SNM 1:08.72	9	Capizzi, Stefanie	30 ROSE 1:10.60
6	Lepinski, Cokie	57 NUTS 1:19.00	9	Le Febre, Karen J	49 WCM 1:11.00	Heat 19 of 23 Finals		
7	Roxborough, Sheila A	55 ARIZ 1:42.39	Heat 13 of 23 Finals			1	Cush, Rachel	32 MICH 1:08.50
Heat 7 of 23 Finals			1	Kopp, Melanie A	41 NAM 1:15.90	2	Scaparra, Joan M	30 ASC 1:07.44
1	McNamara, Kathleen A	57 USF 1:14.90	2	Dixon, Lynn L	42 UC34 1:15.00	3	Houck, Sarah	33 UC38 1:07.19
2	Krattli, Caroline	55 WIND 1:13.01	3	Reece, Katherine F	41 NSM 1:14.37	4	Harrigan, Kelly M	32 MMAC 58.56
3	Gaynor, Patty A	56 NEM 1:12.00	4	Tuttle-Best, Ann M	42 DASC 1:13.72	5	Hernandez, Sarah M	32 DAM 57.31
4	Brightwell, Kim M	57 RMST 1:08.72	5	Olshheim, Elizabeth R	43 MVN 1:12.26	6	Watanabe, Naoko	34 TOC 58.41
5	Pipes, Karlyn A	55 PBM 1:04.65	6	York, Sandi	41 PSM 1:13.01	7	McGrail, Crystie	32 GBM 1:06.99
6	Andrus-Hughes, Karen	59 OREG 1:07.50	7	Gendler, Julie L	41 SAWS 1:14.14	8	Togias, Anna	31 NOVA 1:07.36
7	Cotton, Suzy L	57 CMS 1:10.90	8	Traudt, Tama	44 ASC 1:14.79	9	Holman, Sara E	30 CMS 1:07.89
8	Osborn, Ahelee Sue M	59 LNRS 1:13.00	9	Hodges, Lesley	41 LVM 1:15.26	Heat 20 of 23 Finals		
9	Gardner, Deborah S	57 ARIZ 1:14.17	Heat 14 of 23 Finals			1	Nelson, Lindsay	19 CWST 1:30.00
Heat 8 of 23 Finals			1	Coviello, Amanda J	40 SCAQ 1:12.02	2	Baber, Caroline	20 PSM 1:19.58
2	Druffel, Allis A	53 ROSE 1:30.00	2	Hrindo, Jan M	44 SNM 1:10.90	3	Hurowojy, Katrina A	19 GCUC 1:13.58
3	Langman, Loralie	50 MINN 1:27.00	3	Glidden, Brenda J	44 CONN 1:08.97	4	Deardorff, Emily K	19 PSM 1:14.03
4	Hammond, Christine	53 GRA 1:18.10	4	Kilburn Thomas, Erin	43 MMAC 1:06.91	5	Toumayan, Meagan A	18 TSTT 1:26.73
5	Couch, Stephanie D	52 MELO 1:16.68	5	Plotz-Saribalas, Amy M	44 NAM 1:03.50	6	Schlenker, Jill	28 DKTA 1:24.74
6	Ashworth, Michelle P	53 LVM 1:18.00	6	Schwab, Katherine V	40 KENM 1:06.00	7	Larriva, Anapau	26 CVMM 1:20.00
7	Osborne, Sarah	54 ROSE 1:20.00	7	Gorman, Maura L	40 NYAC 1:07.21	8	Berg, Katherine B	25 ROSE 1:20.00
8	Harwich, Fiona	54 ROSE 1:30.00	8	Goggin Young, Sara	44 IM 1:10.00	Heat 21 of 23 Finals		
Heat 9 of 23 Finals			9	Kerns, Laurie	40 SDSM 1:12.00	1	Sanchez, Christina A	29 VCM 1:12.00
1	Pasterczyk, Christine	50 NEM 1:15.42	Heat 15 of 23 Finals			2	Jimenez, Alejandra	26 ROSE 1:11.32
2	Lein, Brenda S	52 NBA 1:14.20	1	Palmer Becerra, Yolanda	38 LVM 1:33.00	3	MacDonald, Keely	27 WHZO 1:10.10
3	Russell, Jane E	53 DAM 1:13.25	2	McKinney, Erin J	39 FIG 1:17.89	4	Burmoode, Erica A	25 WIND 1:10.00
4	Wolff, Celia	51 NCMS 1:06.94	3	Chung, Kathy G	35 ROSE 1:12.42	5	Kilkuts, Courtney	29 TOC 1:08.69
5	Reynolds, Ellen M	52 SAWS 59.99	4	King, Rebecca L	36 SMS 1:10.73	6	Shimoto, Dannielle	27 GRA 1:09.34
6	Sappey, Collette H	52 CMS 1:05.00	5	Perrottet, Jennifer K	37 SDSM 1:10.00	7	Reeves, Katherine W	26 TOC 1:10.00
7	Nowak, Elizabeth A	53 NCMS 1:07.11	6	Gruenberg, Brigitta M	37 SAWS 1:11.25	8	Mohn, Jennifer L	25 DAM 1:10.93
8	Finley, Ann	54 LAPS 1:13.77	7	Lee, Mary	35 LVM 1:13.00	9	Rauch, Megan K	27 LVM 1:11.97
9	Daubersmith, Britta M	51 OREG 1:14.69	8	Leader, Jennifer	39 SDSM 1:19.43			

2017 Nationwide USMS Spring Nationals - 4/27/2017 to 4/30/2017

Riverside Aquatics Complex

Meet Program - Sunday, April 30, 2017

Heat 22 (#40 Women 100 Yard Backstroke)

1	Chang, Grace O	26 BCTM	1:07.64
2	Abrams, Stacy A	29 TXLA	1:04.04
3	Naish, Lyndsay	28 FMT	59.71
4	Akenberger, Jamie K	26 LVM	58.50
5	Delay, Sara E	26 WCM	56.47
6	Aceino, Margo R	26 GRA	58.00
7	Brennan, Dannica B	26 LVM	59.00
8	Meinholz, Ellen M	25 WMAC	1:00.50
9	Garbo, Rachel	27 MICH	1:05.13

Heat 23 of 23 Finals

1	DeLong, Jackie R	22 PSM	1:12.35
2	Kelley, Grace A	23 O*H*	1:09.82
3	Sargent, Paris A	19 GCUC	1:07.08
4	Carroll, Julia M	24 DGO	1:01.63
5	Woody, Julie J	23 CER	55.64
6	Pedote, Elyssa	24 TOC	1:00.31
7	Leigh, Rachel E	23 BAM1	1:03.00
8	DiCola, Katlin R	24 PKBM	1:08.52
9	Bechtel, Christina G	23 TOC	1:11.22

#41 Men 200 Yard Freestyle

Lane	Name	Age Team	Seed Time
------	------	----------	-----------

Heat 1 of 34 Finals

1	Hurrell, Thomas	57 ROSE	4:00.00
2	Ronay, Peter E	74 ROSE	2:52.00
3	Wiener, Neal T	72 WH2O	2:49.00
4	Ide, Yutaka	70 PSCM	2:41.17
5	Stitt, John H	70 ELG	2:42.64
6	Mueller, Lawrence W	72 WMAC	2:49.16
7	Owens, David	72 UC06	3:25.97
8	Butler, Walter R	85 LVM	1:14.00
9	Hubbard, Donald J	89 SDSM	4:01.00

Heat 2 of 34 Finals

1	Goode, Douglas J	78 ROSE	3:35.09
2	Fisher, Philip A	77 PBM	3:03.00
3	Krueger, James	78 TAM	3:00.00
4	LeRoy, Richard J	76 ARIZ	2:53.16
5	Wickens, Patrick	76 LAPS	3:00.00
6	Norris, Robert F	78 DAM	3:14.35
7	Worth, Al	81 ARIZ	2:55.65
8	Radcliff, David A	82 OREG	2:29.74
9	Smethurst, Everett W	82 NOVA	3:40.00

Heat 3 of 34 Finals

1	Freeman, Frank B	71 CVMM	2:40.85
2	Anderson, Eric R	72 LAPS	2:35.00
3	Gleser, Robert A	71 CMS	2:28.00
4	DeLacy, James R	70 WCM	2:14.88
5	Quiggin, David	72 PBM	2:11.50
6	Bell, John L	74 SDSM	2:12.00
7	McColly, Michael	71 PSM	2:20.00
8	Novell, Ken	74 VMST	2:33.40
9	Owens, Robert A	70 VCM	2:36.45

Heat 4 of 34 Finals

2	Tucker, William E	68 NBA	3:20.00
3	Hayes, William B	65 PSM	2:26.43
4	Knuth, Clark A	68 WMAC	2:35.32
5	Beguhl, Philip C	65 SBM	3:35.40
6	Cox, David A	62 TMAT	2:33.20
7	Armstrong, Dan J	61 UC33	2:41.70

Heat 5 of 34 Finals

1	Ludwig, Terry	66 ARIZ	2:23.27
2	Aakhus, Gregory P	66 MVN	2:21.10
3	Childs, Lee	68 PBM	2:07.00
4	Gruber, Glenn A	67 VCM	2:05.97
5	Colella, Rick	65 PSM	1:51.08
6	Mc Conica, Jim	66 VCM	2:04.00
7	Bernard, Alan D	67 TAM	2:06.52
8	Rosen, Robert A	67 CVMM	2:20.00
9	Green, Dick	65 SRM	2:22.01

Heat 6 of 34 Finals

1	Weber, Gregory J	63 NOVA	2:22.50
2	Phipps, Tom	63 OREG	2:18.03
3	Robert, David W	61 BAM	2:16.44
4	Foreaker, Don	64 SRM	2:15.00
5	Crist, Bruce C	60 SAWS	2:13.70
6	Throne, William C	60 VMST	2:13.93
7	Glenn, Tim P	61 STAN	2:16.37
8	Scheff, Jonathan	64 WIND	2:17.54
9	Peyton, Mike W	61 OREG	2:20.50

Heat 7 of 34 Finals

1	Lund, Sam	60 HSAM	2:12.89
2	Sponagle, Stephen P	61 NOVA	2:10.81
3	Meek, Greg	60 RIDG	2:10.00
4	O'Brien, Kerry L	60 WCM	2:05.32
5	Doyle, Patrick K	62 MMM	2:05.10
6	Edwards, Kenneth S	62 WCM	2:05.26
7	Nolte, Christopher C	60 CMS	2:08.90
8	Mench, Lee E	64 SDSM	2:10.00
9	Hercher, Heinz	60 TCC	2:11.00

Heat 8 of 34 Finals

1	Blatt, Michael J	61 VCM	2:04.71
2	Milton, Jeffery C	61 SDSM	2:04.20
3	Abbott, Rick E	62 AKMS	2:01.23
4	Marble, Kevin J	60 VCM	1:58.41
5	Stephenson, Dan	60 ROSE	1:54.90
6	Stinchcombe, Maxwell B	60 TXLA	1:57.80
7	Townsend, Scott	63 LVM	2:00.50
8	Keeney, Mike	62 SDSM	2:02.15
9	Fochios, Dean T	63 WMAC	2:04.27

Heat 9 of 34 Finals

2	Melody, Kevin M	57 GWSC	2:29.45
3	Dozier, Earl E	59 MVN	2:16.01
4	Ericson, Jon C	56 1776	2:13.10
5	Sheahan, Dan	59 VMST	2:13.00
6	Stickney, Bingham	55 SDSM	2:15.00
7	Campbell, Chris	56 MVM	2:18.50
8	Holt, Mark A	55 LBG	2:49.48

Heat 10 of 34 Finals

1	Holbeck, John	58 MYST	2:12.00
2	Davis, Thomas W	59 ROSE	2:09.86
3	Esparza, Chris	57 MMAC	2:08.95
4	Jensen, Dan	58 GRA	2:07.00
5	Pombo, Diego	55 GWSC	2:06.00
6	Merrill, Nick C	59 IM	2:06.22
7	Jaffee, Laurence T	56 LVM	2:08.86
8	Mahaffey, Don	56 COOG	2:09.75
9	Nelson, David K	56 T-26	2:09.90

Heat 11 of 34 Finals

1	Seibt, Andreas K	59 IM	2:05.00
2	Myers, Ross	57 DAMM	2:04.33
3	Pfaltzgraff, Mark	55 WMAC	2:04.00
4	Keighley, Tim D	55 QSS	2:03.42
5	Jenkins, Timothy J	55 IM	2:02.00
6	Nalli, Lyle A	57 PSM	2:03.30
7	Pailliez, Lionel	59 PSM	2:04.00
8	Meaney, Pat	58 GRA	2:04.00
9	Oliveira, Leonidas L	56 COMP	2:04.80

Heat 12 of 34 Finals

1	Berryhill, Keith	57 WHA	2:01.90
2	Cutting, Steve	59 TVM	1:59.30
3	Richardson, Terry	56 ARIZ	1:58.00
4	Steinhafel, Mark J	56 WMAC	1:57.22
5	Scott, Greg C	57 CMS	1:53.42
6	Colbeck, Pete L	55 PSM	1:54.80
7	Johnson, Eric A	56 REDT	1:57.36
8	Evans, Mark E	59 DAM	1:59.00
9	Whelchel, David	55 LIB	1:59.50

Heat 13 of 34 Finals

2	McMillan, Bret M	50 MVM	4:00.00
3	Snaer, Kevin J	51 ROSE	2:30.00
4	Kreger, Jeffrey W	52 GRA	2:26.00
5	Schultz, Richard J	50 GBM	2:14.27
6	Johnston, Steven A	50 SDSM	2:15.00
7	Koujah, Samer	53 UC33	2:28.66
8	Werner, John C	53 LBG	2:49.48

Heat 14 of 34 Finals

1	Kaplan, Keith S	50 WH2O	2:13.77
2	Coates, Ed M	51 TXLA	2:11.38
3	Nelli, Victor	54 LASC	2:05.40
4	Candela, Joseph V	50 LVM	2:05.00
5	Sutton, Andrew D	54 NOVA	2:04.10
6	Baker, John	54 SMM	2:04.90
7	Bathey, Tony E	53 WIND	2:05.05
8	Woudwijk, Rik	51 LAPS	2:10.00
9	Cooperman, Jeff	50 NBA	2:13.32

Heat 15 of 34 Finals

1	Osorio, Gabriel E	53 LVM	2:04.10
2	Mc Ginley, Patrick B	53 ROSE	2:03.45
3	Oyler, Paul F	51 UC11	2:03.00
4	Franke, Randy	51 WIND	2:01.23
5	Edge, Jonathan A	50 GRA	1:58.69
6	Bridges, Patrick D	50 SCAQ	2:00.00
7	Hagen, Dean C	54 ARIZ	2:02.13
8	Cienega, Julio	50 ROSE	2:03.44
9	Bolduc, John A	51 SDSM	2:03.80

Heat 16 of 34 Finals

1	Stahl, Stephen A	52 WCM	1:58.15
2	Sfingi, John A	53 SAWS	1:55.35
3	Bergen, Bert	50 UC38	1:52.52
4	Nygren, Mats O	50 PSM	1:50.00
5	Sims, David E	54 IM	1:46.25
6	Muruh, Steven L	50 NITR	1:46.61
7	Bennett, Dennis	51 IAMA	1:52.29
8	Birnbrich, Chris L	53 NAM	1:55.00
9	Moran, Marty	50 MINN	1:57.07

RÖKA



FIND FASTER

It's what we've always wanted to do. From the day we first stepped up to the blocks as age group swimmers, to national and international competition - to the day we started sewing advanced materials in a garage in Austin, Texas. Through innovation and disruptive design, we develop and deploy products that make you faster.

The SIM Pro was our first training tool and it has changed the way we swim. It has helped elite athletes improve technique and push farther in the pool. It has allowed developing athletes to move up a lane and to compete to make that next interval. And it has allowed beginning swimmers to experience "easy speed"

for the first time. The SIM was designed to help you understand what it feels like to swim downhill with proper technique - effortlessly. When you do - for the first time, or for the first time in a long time, it's a powerful feeling.

Find out more at rokasports.com.



@rokasports

2017 Nationwide USMS Spring Nationals - 4/27/2017 to 4/30/2017

Riverside Aquatics Complex

Meet Program - Sunday, April 30, 2017

Heat 17 (#41 Men 200 Yard Freestyle)			Heat 23 of 34 Finals			Heat 29 of 34 Finals					
2	Mester, Matthew J	37 MVN	2:07.50	1	Mountantonakis, Stavros	40 AGUA	1:55.00	2	Matthews, Mark G	25 SDSM	2:10.00
3	Rokosz, Peter	35 MMA	2:00.56	2	Rietema, Brad	40 MICH	1:52.10	3	Martin, Alexander	29 GRA	1:58.46
4	Erdos, Jonathan	36 ASC	1:59.16	3	Secor, Don	42 IM	1:50.51	4	Boyer, Kaleb D	29 WCM	1:59.00
5	Rosenfeld, Ken S	36 UC33	2:00.52	4	Fletcher, Van	41 NCMS	1:47.98	5	Ladanyi, Jakob C	26 ROSE	2:17.00
6	Godor, Frank	38 ROSE	2:01.03	5	De Fabrique, Yann J	43 NOVA	1:47.00	6	Nixon, Blake T	19 PSM	2:17.00
7	Berenstein-Cervera, Nathanie	37 ROSE	2:12.00	6	Reader, Paul	41 IM	1:47.85	7	Gehr, Gabriel R	24 SDSM	2:21.18
8	Arrow, Alexander K	46 ROSE	3:00.18	7	Niemi, Matthew G	43 USF	1:49.29	Heat 30 of 34 Finals			
Heat 18 of 34 Finals			8	Bell, David E	41 CRUZ	1:51.38	1	Peterson, Russell C	25 SLOM	1:58.00	
1	Pinedo, Alex E	49 MVN	2:24.00	9	Valle, Marc A	43 ARIZ	1:53.87	2	Sagginario, Joseph	28 OWST	1:57.13
2	Gershel, Marc S	45 NYCH	2:09.55	Heat 24 of 34 Finals			3	Krall, Tanner F	25 ARIZ	1:55.99	
3	Frogley, Terry	46 SDSM	2:03.20	1	Bolen, Tyler	35 UC38	1:58.50	4	Sauter, Trace U	28 NCMS	1:54.00
4	Adams, Scott G	47 UC04	2:02.10	2	Denny, Michael S	38 CVMM	1:58.02	5	Neuwirth, Jamie	29 TOC	1:50.09
5	Lindahl, Lennart	47 PBM	2:00.00	3	Ford, Peter	37 PVS	1:55.00	6	Stryker, Samuel	26 WH2O	1:52.00
6	McCormick, Darren C	47 TCC	2:00.15	4	Wood, Andrew T	39 GRA	1:54.99	7	Plaga, Jack	25 ROSE	1:55.90
7	Rozov, Stephen	48 SDSM	2:02.13	5	Popko, David A	39 RAA	1:54.62	8	Godwin, Chris	29 LVM	1:56.99
8	Wilhelm, John R	49 NAM	2:09.00	6	Ecklund, Tait C	35 ROSE	1:54.98	9	Hall, Richard L	27 LVM	1:57.90
9	Virkus, Todd	45 PSK	2:20.00	7	Imwalle, Gregory P	35 MVM	1:55.00	Heat 31 of 34 Finals			
Heat 19 of 34 Finals			8	Thomas, Steven M	39 LVM	1:55.00	1	Knittle, Derek	26 ARIZ	1:49.00	
1	LeClair, David W	49 SPM	1:59.99	9	Brown, Adam R	36 ELG	1:58.06	2	Yntema, Douwe	28 TOC	1:47.72
2	Ellis, Andrew F	48 UMAC	1:57.55	Heat 25 of 34 Finals			3	English, Philip	25 MINN	1:46.51	
3	Jones, Kenton R	49 SDSM	1:57.37	1	Jap, Peter S	38 NAM	1:53.65	4	Pryor, Michael	26 ARIZ	1:45.59
4	McClung, Paton M	47 WIND	1:55.99	2	Larsen, Carl G	39 WH2O	1:52.08	5	Schweitzer, Paul-Marc	25 NYAC	1:40.47
5	Hanson, Max L	49 PSM	1:55.47	3	Halford, Tom	37 SOBA	1:49.99	6	Scheid, Trevor	27 TOC	1:45.12
6	Gunnell, Steve	46 MVN	1:55.90	4	Babcock, Andrew	39 WMAC	1:46.76	7	Korth, Nicholas	25 GRA	1:46.01
7	Noble, David R	46 FIG	1:57.00	5	Marshall, Mario L	35 GRA	1:44.06	8	Kirkpatrick, Adrian W	28 ARIZ	1:46.85
8	Tallman, Gerry L	49 SBM	1:57.50	6	Vanderkaay, Christian	35 MICH	1:44.37	9	Popov, Nicholas	26 GRA	1:48.92
9	Sullivan, Anthony J	48 SPM	1:58.00	7	Lotano, Daniel	36 PBM	1:48.50	Heat 32 of 34 Finals			
Heat 20 of 34 Finals			8	Trinidad, Reuben D	37 CMS	1:51.41	1	Kinne, Luke	19 CWST	2:14.39	
1	Bessire, Brent	48 PBM	1:55.33	9	Strahota, Jeffrey R	36 UMAC	1:52.51	2	Millard, Jelani	23 LTMM	2:06.38
2	Rosinski, Thomas J	47 CMS	1:53.00	Heat 26 of 34 Finals			3	Acosta - Gomez, Misael	23 GRA	2:01.41	
3	Kanner, Joey	47 PALM	1:52.10	1	Duguay, Robert E	32 CONN	2:09.76	4	Daltorio, Robert W	24 ROSE	1:58.84
4	McQuet, Rick	48 SAWS	1:52.00	2	Tweed, Jesse O	31 RAA	2:04.52	5	Koons, Andrew	24 L4S	1:56.70
5	Hobson, Chip L	49 SNM	1:49.59	3	Mcintosh, Dan S	33 SDSM	2:01.31	6	Pierce, Jonathan T	23 LAPS	1:56.71
6	Wegner, Dan	45 LVM	1:51.00	4	Hochstrasser, James B	32 GRA	2:00.00	7	Shu, Jack	24 ARMS	1:59.00
7	Garland, Robert	47 CMS	1:52.00	5	Martin, Matthew J	31 ROSE	1:59.00	8	Porras, Felipe	21 CMS	2:02.08
8	Kays, David E	49 PSM	1:52.79	6	Oconnor, Ryan P	34 GRA	2:00.00	9	Jaffee, Alec A	23 LVM	2:10.00
9	Vocke, Joe	46 NAM	1:54.50	7	Wilson, Todd M	31 PBM	2:02.00	Heat 33 of 34 Finals			
Heat 21 of 34 Finals			8	Law, David	31 RAMS	2:06.05	1	Birnbrich, Luke	20 NAM	1:56.65	
1	Mallen, Travis H	41 GRA	3:30.00	Heat 27 of 34 Finals			2	Hill, Taylor E	23 DAM	1:55.45	
2	Crooks, Alex	41 OREG	2:09.40	1	Harmse, Johannes A	34 CTSM	1:58.23	3	Phillips, Luke W	24 PSCM	1:55.17
3	Kurr, Kyle R	44 MVN	2:01.86	2	Lehmann, Karl M	31 SMS	1:54.62	4	Adajar, Jordan L	24 GRA	1:52.00
4	Harbourt, Cliff J	44 CRUZ	2:01.34	3	Fischer, Richie L	34 WMAC	1:53.70	5	Gavigan, Devon	21 SBM	1:52.00
5	Passos, Andre	43 ROSE	2:01.01	4	Ellam, Bryant F	34 MICH	1:52.65	6	Laxson, Benjamin C	24 ARIZ	1:52.00
6	Kremers, Brian J	43 LBG	2:01.01	5	Trafton, Adam J	30 WMAC	1:50.00	7	Lindsay, Kyle W	24 GRA	1:52.23
7	Albino, Jorge E	42 SYSM	2:01.68	6	Anderson, Joseph M	32 MINN	1:51.28	8	Alfonso, Alex I	23 NAM	1:55.20
8	Giacobe, Drew	43 LBG	2:04.99	7	Mendoza, Jon	34 ROSE	1:53.31	9	Jordan, Steven M	22 SMST	1:56.00
9	Garces, Eudean D	42 RPM	2:40.00	8	Tiernan, Robert M	33 WCM	1:53.88	Heat 34 of 34 Finals			
Heat 22 of 34 Finals			9	Eckert, Jonathan	30 SYSM	1:55.02	1	Walker, Brandon C	21 DGO	1:51.69	
1	Stamenovic, Ivan	40 LRC	2:01.00	Heat 28 of 34 Finals			2	Anderson, Eric L	19 LVM	1:51.00	
2	Conrad, Nathan E	40 WMAC	1:59.99	1	Davydotchkin, Philipp A	30 UC45	1:49.89	3	Chang, Darwin C	20 SBM	1:50.00
3	McKinley, Ryan M	41 NAM	1:58.50	2	Hansen, Scott	34 BCTM	1:47.68	4	Norman, Jon L	24 NOVA	1:45.00
4	Baldwin, Craig M	42 RMST	1:57.38	3	Lawler, James	34 NYAC	1:46.00	5	Barcinas, Ken A	24 PSCM	1:42.90
5	Iglesias, Rodrigo J	41 WIND	1:55.00	4	Jaben, Max	31 GRA	1:41.40	6	Peterson, Alan P	23 SLOM	1:45.00
6	Mills, Jamie	40 LIB	1:55.74	5	Lochte, Ryan	32 GRA	1:37.20	7	Porrazzo, Ralph J	24 ROSE	1:47.53
7	Rogers, Alan	41 MVN	1:57.52	6	Burnett, Simon A	34 ROSE	1:38.50	8	Pehrson, Josh S	20 PSM	1:50.35
8	Andrin, Milan	41 NAM	1:59.69	7	Meyer, Geoffrey A	34 DDP	1:43.47	9	Fidler, Tyler S	20 MVN	1:51.57
9	Karren, Kelly S	43 CVMM	2:00.68	8	Hicks, Jeff	34 DDP	1:46.83				
				9	Mullen, Andrew A	30 SBSM	1:48.92				



BRING ON THE NEW

USMS GEAR READY FOR THE POOL

GET 10% OFF ALL USMS GEAR!
Use Promo Code **USMS10%OFF**



Shop more USMS products at:
www.swimoutlet.com/US-Masters-Swimming/

2017 Nationwide USMS Spring Nationals - 4/27/2017 to 4/30/2017

Riverside Aquatics Complex

Meet Program - Sunday, April 30, 2017

#42 Women 200 Yard Freestyle

Lane	Name	Age	Team	Seed Time
Heat 1 of 25 Finals				
4	Densmore, Ann	75	NEM	3:43.15
5	Ridout, Nancy J	75	TAM	2:56.43
6	Bensu, Janet L	84	USF	4:32.61
Heat 2 of 25 Finals				
1	Dibley, Allison M	55	WCM	2:58.88
2	Hofmann, Jean M	59	ARIZ	2:43.08
3	Gonorazky Banchik, Adriana	56	LVM	2:29.80
4	Shaffer, Jill M	55	VCM	2:34.15
5	Powers, Patricia F	59	LBG	2:51.41
6	Balding, Dolores F	74	ARIZ	3:56.12
7	Ricketts, Mary Pat	74	NAM	4:20.00
8	Carpenter-vanDijk, Sheila	67	SPM	3:39.77
Heat 3 of 25 Finals				
1	Goodman, Lois	70	UC33	3:51.00
2	Crock, Sally S	74	SCAQ	3:29.60
3	Scott, Stephanie I	70	WCM	3:16.00
4	Anziano, Marcia	72	CMS	3:06.01
5	Christensen, Mary Lee	71	SDSM	2:47.98
6	Dillon, Sally A	70	PSM	2:50.00
7	Hill, Marcia M	72	WCM	3:10.00
8	Westergaard, Leslie M	74	DAM	3:23.48
9	Conboy, Pam	71	LVM	3:45.00
Heat 4 of 25 Finals				
1	Bixler, Jan	67	NAM	3:34.05
2	Gillies, Judy L	69	ARIZ	2:54.54
3	Shoenberger, Linda R	69	TAM	2:45.11
4	Miller, Celeste	67	SNM	2:35.00
5	Alexander, Martha A	67	WCM	2:31.50
6	Guthrie, Sally K	67	SMST	2:33.62
7	Shaps, Ruth Y	69	MAM	2:37.52
8	Ide, Hitomi	67	PSCM	2:52.17
9	Reid, Colleen G	67	HIMA	3:01.56
Heat 5 of 25 Finals				
1	Hughes, Kathleen	61	EQX	3:29.24
2	McConica, Michelle M	60	VCM	3:16.00
3	Achterberg, Elaine K	62	CMS	2:58.21
4	Blatt, Cindy S	63	VCM	2:38.76
5	Klatzkin, Amy	61	USF	2:30.00
6	Duggan, Terese E	60	LVM	2:38.01
7	McClean, Karen L	61	ARIZ	2:52.00
8	Bonis, Susan	63	WMAC	3:02.51
9	Schneider, Mary P	64	WMAC	3:20.31
Heat 6 of 25 Finals				
1	Finch, Merry B	62	YCMS	2:27.74
2	Hirsty, Jacki	64	UC33	2:22.01
3	Belote Ripley, Melissa	60	RIO	2:15.76
4	Grilli, Tracy L	60	NEM	2:14.15
5	Warmuth, Stacey S	60	VCM	2:09.22
6	Hibben, Veronica	60	UCLA	2:12.63
7	Knapp, Lo D	62	UTAH	2:15.50
8	Canale, Michele	62	WIND	2:19.89
9	Helmrich, Susan P	61	LNRS	2:26.80

Heat 7 of 25 Finals

1	Neville, Cathy V	59	SDSM	2:29.80
2	Snelling, Libby Roberts	57	MM	2:29.09
3	Stokes, Karin E	56	NEM	2:22.42
4	Moore, Dede G	57	LAPS	2:21.80
5	Turner, Sarah	55	SDSM	2:18.00
6	Joyce, Martha O	57	TAM	2:20.00
7	De Groot-Hedlin, Catherine I	57	WIND	2:22.00
8	Henson, Janice	57	LVM	2:29.00
9	Saul-Zachau, Joanne	58	LVM	2:29.28

Heat 8 of 25 Finals

1	Ganze, Cathy	59	SDSM	2:17.51
2	Moss, Pam Henry	55	CONN	2:13.46
3	O'Grady, Kim	55	ROSE	2:10.00
4	Treible Slaton, Kathy	55	PBM	2:08.70
5	Pipes, Karlyn A	55	PBM	1:59.02
6	Hernandez, Jill S	56	NSM	2:02.67
7	Block, Andrea J	55	IM	2:09.00
8	Garnier, Kathy L	56	CMS	2:12.00
9	Cotton, Suzy L	57	CMS	2:13.75

Heat 9 of 25 Finals

1	Pellegrin, Katharina	53	ROSE	3:41.14
2	Tucker-Georges, Tracy M	52	TSTT	3:30.94
3	Burns-Siffleet, Linda M	52	PSP	3:04.63
4	Lewis, Melissa D	51	NBA	2:31.46
5	Dewey, Vicky S	54	WCM	2:30.00
6	Harwich, Fiona	54	ROSE	2:45.00
7	Velez Nieto, Espana	53	RAA	3:26.00
8	Freitas, Siobhan S	50	RAA	3:33.40

Heat 10 of 25 Finals

1	Dooley, Paula E	53	SLOM	2:30.00
2	Nystrom, Ingrid	51	RGSC	2:27.05
3	Dorman, Gwen	54	USF	2:21.22
4	Daubersmith, Britta M	51	OREG	2:20.04
5	Finley, Ann	54	LAPS	2:14.53
6	Salmi, Andrea L	52	NBA	2:19.01
7	Linkletter, Chris R	51	LAPS	2:20.90
8	Simons, Linda J	51	CTM	2:24.67
9	Butler, Debra L	53	CMS	2:28.50

Heat 11 of 25 Finals

1	Birnbrich, Beth	53	NAM	2:13.00
2	Petersen, Charlotte	52	SPM	2:12.90
3	Matena, Jana	54	MELO	2:08.94
4	Cleavenger, Becky	53	CVMM	2:07.26
5	Elias-Williams, Maria L	52	PALM	2:06.11
6	Quick, Sarah E	53	NBA	2:07.06
7	Irish Bostic, Linda	53	PBM	2:07.32
8	Adams, Kari S	51	LVM	2:10.86
9	Godges, Arlette A	52	CVMM	2:12.95

Heat 12 of 25 Finals

3	Lowden, Leanne	48	SPP	3:40.00
4	Dussan, Ximena	46	ROSE	3:19.85
5	Williams, Christy	45	CMS	2:38.35
6	Sheaks, Heidi I	47	GRA	2:47.00
7	Mills, Tammy	48	MVN	3:32.00

Heat 13 of 25 Finals

1	Feld, Karen A	49	SDSM	2:35.49
2	Lemen, Sarah A	47	NAM	2:35.00
3	Koehler, Deanna C	47	CVMM	2:19.34
4	Bathey, Liane	49	WIND	2:15.89
5	Porter, Jo Ann	45	SNM	2:14.03
6	Richardson, Kim G	48	CMS	2:14.33
7	Leichter, Nancy L	46	ROSE	2:16.92
8	McAfee, Karolyn	49	CMS	2:21.39
9	Borton, Joan	47	ROSE	2:35.00

Heat 14 of 25 Finals

1	Williams, Susan R	47	CMS	2:12.00
2	LeClair, Dale A	47	SPM	2:08.43
3	Hill, Laurel S	48	ARIZ	2:07.56
4	Seavall, Kelly J	48	CMS	2:05.77
5	Gary, Kristin J	49	NYAC	2:00.40
6	Gellatly, Jill E	49	COOG	2:05.08
7	Olson, Ashley C	45	CONN	2:07.28
8	Reiss, Natasha	47	WIND	2:08.16
9	Texel, Paula M	46	SPM	2:10.50

Heat 15 of 25 Finals

1	Mallen, Christy L	40	GRA	3:00.00
2	Gendler, Julie L	41	SAWS	2:24.04
3	Wegner, Karin M	44	LVM	2:20.00
4	Fradkin, Ana	43	SCAQ	2:18.25
5	Valle, Valerie	40	ARIZ	2:16.00
6	Stewart, Tamie A	44	VCM	2:17.82
7	Hodges, Lesley	41	LVM	2:18.52
8	O'Connell, Fontaine	42	CMS	2:23.32
9	Hanson, Maren T	42	RIO	2:35.09

Heat 16 of 25 Finals

1	Lawrie, Dawn J	41	SNM	2:14.68
2	Plotz-Saribalas, Amy M	44	NAM	2:12.50
3	McCarthy, Michelle C	41	WMAC	2:10.80
4	Pledger, Abby B	42	NBA	2:07.55
5	Glenn, Katie	40	STAN	1:53.56
6	Kelsey, Jane M	41	NYAC	1:59.54
7	Lee, Kristi D	41	SAWS	2:08.45
8	Walker, Heidi A	42	MVN	2:12.10
9	Glidden, Brenda J	44	CONN	2:13.43

Heat 17 of 25 Finals

2	Kysh, Lynn	34	TSTT	3:42.63
3	Walsworth, Alyssa S	33	MINN	2:30.44
4	Schultz, Kelly	31	TXLA	2:19.69
5	Johnson, Katherine M	30	ROSE	2:20.00
6	Viers, Audrey	33	MVN	2:35.28
7	Serpas, Summer L	39	MVN	2:50.00
8	Giguere, Inna	38	GRA	4:30.00

Heat 18 of 25 Finals

1	Fischer, Christine	36	CMS	2:31.48
2	Willingham, Nicole E	35	RIDG	2:17.76
3	Turchin, Jennifer	36	LVM	2:15.40
4	Reeves, Tessa L	38	OREG	2:10.75
5	Gruenberg, Brigitta M	37	SAWS	2:08.53
6	Clendenin, Ashley E	36	SNM	2:10.35
7	Flesner, Brooke	37	NAM	2:15.00
8	Lawrence, Laura A	37	WCM	2:16.72
9	Sandner, Kathleen A	39	IM	2:22.31

2017 Nationwide USMS Spring Nationals - 4/27/2017 to 4/30/2017

Riverside Aquatics Complex

Meet Program - Sunday, April 30, 2017

Heat 19 (#42 Women 200 Yard Freestyle)			Heat 25 of 25 Finals			Heat 6 of 34 Finals					
1	Chung, Kathy G	35 ROSE	2:08.12	1	Sargent, Paris A	19 GCUC	2:10.32	1	Gast, Monte W	69 UC33	40.68
2	Ella, Ellen	39 PSM	2:07.50	2	Weinstein, Rachel	23 NOVA	2:08.00	2	Dorey, Frederick J	68 TOC	38.50
3	Keeler, Susan E	38 WCM	2:07.18	3	Leigh, Rachel E	23 BAM1	2:04.00	3	Stoner, Jon	65 ARIZ	37.76
4	Schneider, Lindsey W	35 NAM	2:04.55	4	Yontz, Marissa G	23 WMAC	1:58.00	4	Derr, John M	68 VCM	36.00
5	Chang, Gabrielle E	39 SBM	1:55.64	5	Galinyte, Ieva	23 MVN	1:56.00	5	Colella, Rick	65 PSM	28.76
6	Grier, Katie	38 1693	1:57.30	6	Murphy, Kathryn T	24 TOC	1:57.00	6	Moskovits, Alexander	68 TAM	33.75
7	Liberty, Laurel M	35 LIB	2:06.57	7	Lakey, Taylor	24 SCAQ	2:00.00	7	Foote, John T	66 TAM	36.10
8	Downing, Jennifer	38 NEM	2:07.25	8	Mathias, Gwendolyn	24 GRA	2:07.67	8	Kennedy, James B	65 CMAM	38.37
9	Giovanni, Melissa K	37 LVM	2:07.69	9	Lamb, Mariah	20 GCUC	2:08.00	9	Fine, Gary M	66 MINN	38.61
Heat 20 of 25 Finals			#43 Men 50 Yard Breaststroke			Heat 7 of 34 Finals					
1	Stengel, Julia P	31 ROSE	2:15.38	Lane	Name	Age	Team	Seed	Time		
2	James, Jessica L	30 TSTT	2:10.16	Heat 1 of 34 Finals							
3	Bofinger, Sarah E	30 UC09	2:08.85	1	McMeekin, Robert F	82 GRA	1:29.08	1	Greene, Skip	64 PSM	49.30
4	Greene, Shannon E	31 1693	2:05.77	2	Morner, Stan F	82 WCM	51.28	2	Stevens, Rhoads E	63 OCMT	39.76
5	Raffaelli, Cori P	33 VCM	2:05.00	3	Farrell, Jeff	80 SBM	48.50	3	Kennedy, Bob L	62 CRUZ	37.40
6	Eads, Courtney D	30 TCC	2:05.29	4	Best, Bob	84 SDSM	44.00	4	Nelson, Steven J	61 UC33	36.50
7	Bernal, Alison	33 SBM	2:07.04	5	Coles, Bill	81 SDSM	50.46	5	Lee, Stanley H	60 KONA	36.00
8	Ryan, Aleah M	33 NOVA	2:09.85	6	Gorwitz, Nahum	80 SFTL	52.44	6	Myrick, Darrell A	60 CTSM	36.11
9	Brown, Dannelly W	32 SDSM	2:12.00	7	Bauman, John H	86 WMAC	1:04.61	7	Ozier, Joe W	60 FIG	36.52
Heat 21 of 25 Finals				8	Hubbard, Donald J	89 SDSM	1:16.00	8	Baars, Bryan	62 GCPS	38.58
1	Shipp, Rachel V	34 TOC	2:05.00	9	Sears, Robert L	90 ARIZ	1:11.39	9	Johannsen, David A	62 SBM	40.53
2	Holman, Mary E	30 CMS	2:03.78	Heat 2 of 34 Finals							
3	Harrigan, Kelly M	32 MMAC	2:00.32	3	Diehl, David J	75 1776	50.69	Heat 8 of 34 Finals			
4	Heidinger, Anna M	32 CMS	1:58.63	4	Zuur, James	76 TAM	45.00	1	Reeder, Bill D	64 PSM	35.94
5	Ballenger, Marie A	30 TOC	1:57.37	5	McKinney, Kenneth O	78 ARIZ	39.14	2	Mench, Lee E	64 SDSM	35.00
6	Parker, Emily S	31 SDSM	1:58.22	6	Truong, Dominique	78 PSM	42.04	3	Anderson, Jay	60 MINN	34.53
7	Davidoff, Cara	31 TOC	2:00.05	7	Hale, Art	75 MVN	48.29	4	Heyes, Greg W	62 LAPS	34.00
8	Cox, Allison L	32 PSM	2:00.48	8	Goode, Douglas J	78 ROSE	55.47	5	Anderson, Robert L	61 PCCM	33.86
9	Holman, Sara E	30 CMS	2:03.95	Heat 3 of 34 Finals							
Heat 22 of 25 Finals				3	Eisenklam, Peter A	74 ARIZ	46.36	6	Wang, Ke	60 ARIZ	33.89
1	Dugan, Kylie M	21 CWST	3:08.38	4	Ide, Yutaka	70 PSCM	42.17	7	Pinto, Harlan A	60 MELO	34.37
3	Vint, Karina M	24 LAPS	2:12.04	5	Olson, Robert H	72 WCM	43.50	8	Woodruff, David L	60 DAM	34.97
4	Arzave Trujillo, Melissa	22 HSAM	2:11.98	6	Cutliff, Norman J	73 TAOS	47.56	9	Ellis, Michael S	62 ARIZ	35.91
5	DeValk, Brittany L	20 CVMM	2:12.00	Heat 4 of 34 Finals							
6	Chimal, Andreina M	24 TSTT	2:37.68	1	Gleser, Robert A	71 CMS	42.00	Heat 9 of 34 Finals			
7	Yuelys, Margarite	26 AGUA	3:00.00	2	DeLacy, James R	70 WCM	37.36	1	Magiera, Joseph S	60 UC21	33.70
Heat 23 of 25 Finals				3	Menyharth, Gabor P	70 SFTL	35.71	2	Kemp, James E	61 STAN	32.70
1	Larriva, Anapau	26 CVMM	2:30.00	4	Meyerhoff, Rick	70 TAM	35.00	3	Keyser, Brian	60 1776	30.98
2	Orozco, Felicia G	27 GRA	2:15.11	5	Strand, Robert	71 SAWS	32.75	4	Divjak, Zdravko	60 SDSM	29.69
3	Avrea, Mikayla	28 VCM	2:11.61	6	Andersen, Peter	73 SDSM	34.31	5	Neville, Richard	60 FAST	28.98
4	Freudreis, Lauren K	28 ROSE	2:09.52	7	Peterson, Steven B	70 PSM	35.60	6	Shead, Timothy M	64 SFTL	29.50
5	Vint, Stephanie R	28 LAPS	2:06.42	8	Elder, James E	73 TOC	36.00	7	Lindstedt, David P	61 LAPS	30.73
6	Balz, Marielle	25 AGUA	2:08.00	9	Searle, Ryan S	70 NEM	40.00	8	Von Hoffmann, Gerard	61 SDSM	32.00
7	MacDonald, Keely	27 WH2O	2:10.76	Heat 5 of 34 Finals							
8	Gableman, Andrea	25 WMAC	2:14.00	2	Berryhill, Stuart	65 WHA	45.00	Heat 10 of 34 Finals			
9	Charpentier, Caroline J	28 ROSE	2:21.17	3	Fayed, Mohamed	65 UC48	40.86	1	Tanner, Eric R	57 RAA	48.00
Heat 24 of 25 Finals				4	Murray, Mike	66 WMAC	41.50	2	Nalli, Lyle A	57 PSM	38.20
1	Sciacca, Krysten M	29 BCTM	2:06.41	5	Traester, William F	68 CONN	46.00	3	Swanson, Vic	57 PSM	38.20
2	Walgamott, Annie	28 TMAT	2:04.00	6	Ferrassoli, Orlando S	64 GRA	50.00	4	Jurist, David	57 WIND	37.40
3	Gaudinier, Lindsay E	27 WCM	2:01.83	7	Szuskiewicz, Paul	63 RAA	1:13.00	5	Robinson, Keith A	59 CVMM	36.17
4	Akenberger, Jamie K	26 LVM	1:56.50					6	Fisher, Dennis E	57 NAM	37.10
5	Delay, Sara E	26 WCM	1:50.06					7	Pailiez, Lionel	59 PSM	38.20
6	Randolph, Courtney M	25 UMAC	1:55.90					8	Jackson, Robert L	57 PSM	38.20
7	Bambusch, Hailey	26 OREG	1:58.62					9	Moore, Robert B	56 PSM	39.28
8	Bolin, Ashley E	27 WMAC	2:03.25								
9	Colavito, Shannon J	29 LVM	2:04.59								

2017 Nationwide USMS Spring Nationals - 4/27/2017 to 4/30/2017

Riverside Aquatics Complex

Meet Program - Sunday, April 30, 2017

Heat 11 (#43 Men 50 Yard Breaststroke)

1	Hektner, Eric W	59 TVM	36.07
2	Ramos, John A	58 MYST	35.96
3	Wrabley, Matt	55 GRA	34.48
4	Alfaro, Rafael	57 AQUA	34.29
5	Allen, Peter J	58 WMAC	34.17
6	Michaels, Charles F	58 MOST	34.24
7	Kelley, Kevin R	55 O*H*	34.47
8	Burke, Tom J	58 UC42	34.48
9	Nelson, David K	56 T-26	36.00

Heat 12 of 34 Finals

1	Taylor, Thomas S	57 ROSE	34.12
2	Dozier, Earl E	59 MVN	33.98
3	Brown, Phil	56 NEM	33.23
4	Pettibone, Chip	55 SRM	32.85
5	Ewing, Jack	56 USF	31.96
6	Smith, N. Douglas	55 DAM	32.00
7	Raine, Charlie	57 LAPS	33.00
8	Washburne, Brent C	55 OREG	33.84
9	Peterson, Marlow D	56 MVN	34.00

Heat 13 of 34 Finals

1	Matysek, Jim	57 SYSM	31.78
2	Hamm, Michael L	59 KM	31.72
3	WuShanley, Ying	59 UC08	31.56
4	Moreno, Al	58 PBM	31.37
5	Minarovic, Michael	55 AGUA	31.12
6	Meaney, Pat	58 GRA	31.35
7	Maryatt, Andrew T	56 RAMS	31.52
8	Vargas, Daniel	56 ARIZ	31.64
9	Wall, Chris L	55 CVMM	31.74

Heat 14 of 34 Finals

1	Hering, Brad V	55 PSM	30.94
2	Blommel, Gregory G	57 WMAC	30.30
3	Smith, Donny W	57 CRUZ	30.04
4	Dyer, Andy	58 AWJ	28.52
5	Kone, Bruce C	59 RICE	28.40
6	Aubrey, Michael	56 PBM	28.51
7	Scott, Greg C	57 CMS	29.66
8	Lum, Bryant J	55 VCM	30.10
9	Haynie, Carl	56 PSM	30.47

Heat 15 of 34 Finals

1	Leibov, Bernard	53 PSP	58.00
2	Jauch, Peter	52 LVM	40.22
3	Perry, Lyndon	53 MOVY	39.98
4	Candela, Joseph V	50 LVM	33.95
5	Everett, Douglas D	53 ARIZ	33.95
6	Werner, John C	53 LBG	39.93
7	Snaer, Kevin J	51 ROSE	40.00
8	Brennan, David E	52 UC31	45.45

Heat 16 of 34 Finals

1	Cardey, Mike G	54 TCAM	33.84
2	Wilson, Todd	52 SRM	33.77
3	Kreger, Jeffrey W	52 GRA	33.50
4	Smith, Stuart B	51 TMAT	32.80
5	Brudnak, Mark	51 WMAC	32.29
6	Patrick, Eric	50 NEM	32.75
7	Beubis, Michael H	52 ROSE	33.15
8	Fitzgerald, Mike	52 WH2O	33.70
9	Hjorth, John T	50 SCAQ	33.83

Heat 17 of 34 Finals

1	Wyckoff, Benjamin W	52 CONN	32.17
2	Meier, Eric R	52 OREG	31.77
3	McIlroy, Paul F	51 TCAM	31.61
4	McAdam, Samuel T	51 DAM	31.37
5	Ehrenberger, Dennis K	52 UC38	30.82
6	Fischer, Niel E	52 NSM	31.00
7	Biegel, Mark G	51 MMAC	31.49
8	Birnbrich, Mark S	50 NAM	31.69
9	Barker, Douglas C	54 MVN	32.07

Heat 18 of 34 Finals

1	Ewing, Michael	50 MINN	30.37
2	Stori, Mark D	51 SBM	29.88
3	Koehler, Doug J	51 CVMM	29.70
4	Harris, Gregory	53 VMST	29.16
5	Heber, Scott	50 NITR	27.20
6	Phillips, Daniel L	54 PSM	28.65
7	Helgason, Tryggvi	53 GRA	29.30
8	Duplanty, Chris D	51 NOVA	29.84
9	Strate, Brian D	50 SDSM	30.16

Heat 19 of 34 Finals

1	Dubrick, Jon S	48 ROSE	39.00
2	Del Villar, Felipe	48 NOVA	35.83
3	Steenhuis, Harm-Jan	49 WST	34.88
4	Knox, Guy C	46 RAA	34.99
5	Virkus, Todd	45 PSK	36.79
6	Toledano, Mark	35 GRA	38.00
7	Stanton, Jeremiah	36 RGSC	31.89
8	Burnett, Nicholas A	35 USF	38.00
9	Winslow, Scott E	44 GRA	38.47

Heat 20 of 34 Finals

1	LoCascio, Jim	47 UC14	34.31
2	Ennis, Richard C	48 SMM	33.00
3	Bunch, Brian R	49 UC38	32.71
4	Parker, Greg	47 ROSE	32.12
5	Wood, Brent	47 PSK	31.84
6	Castle, Matt	45 PSM	31.89
7	Belnap, Mark	47 UTAH	32.15
8	Chung, John W	46 VCM	32.94
9	Mc Bride, Patrick F	47 USF	33.15

Heat 21 of 34 Finals

1	Frogley, Terry	46 SDSM	31.76
2	Robie, CJ	45 SBSM	30.90
3	Roberts, David	45 CRUZ	30.50
4	Hamilton, Nathan	48 SNM	30.30
5	Kruger, Harald	49 SFTL	29.75
6	Dietrich, Jim	46 NOVA	30.24
7	Anderson, Tim T	45 WMAC	30.50
8	Webster, Dale W	47 SDSM	30.52
9	Paxton, Sean C	48 ROSE	31.21

Heat 22 of 34 Finals

1	Boshoff, Nick	48 LVM	29.63
2	Hooper, James C	45 UBC	28.82
3	Cox, Mark	49 NITR	28.42
4	Dreizler, Todd M	47 PSCM	27.74
5	West, Steve	45 NOVA	25.61
6	Baleka, Sipiwe K	46 MOVY	26.91
7	Goodison, Michael R	45 UMAC	28.28
8	Tessin, Christopher D	46 PBM	28.50
9	Anderson, Ashley H	45 SOBA	29.39

Heat 23 of 34 Finals

1	Petty, Richard W	41 ROSE	33.89
2	James, Marty H	44 TXLA	32.38
3	Mastracchio, Dominic R	42 RICE	32.03
4	Cole, David C	41 CRUZ	31.99
5	Tetzlaff, Maurice	40 IM	31.89
6	Bell, David E	41 CRUZ	31.98
7	Axline, Kenly M	41 NAM	32.00
8	Crawford, Ricky D	41 GRA	32.33
9	Hamilton, Kent R	43 AKMS	32.83

Heat 24 of 34 Finals

1	Wu, Bobby	43 WMAC	31.70
2	Niemi, Matthew G	43 USF	30.41
3	Conrad, Nathan E	40 WMAC	30.00
4	Whitford, Matthew T	41 GBM	29.76
5	Nance, Chad A	44 NAM	29.38
6	Apple, Jonathan R	41 NAM	29.56
7	Jackson, Scott J	42 NOVA	29.87
8	Morris, Richard P	40 CANE	30.01
9	Ray, Brennan	42 RIO	31.17

Heat 25 of 34 Finals

1	Dunson, David B	44 NCMS	29.10
2	Williams, Rich	41 1693	28.84
3	Jacobson, Brian L	43 MINN	27.49
4	Scherling, Stefan	44 SFTL	26.62
5	Comings, Jeff P	43 ARIZ	25.71
6	Bagri, Val	42 RYL	26.31
7	Eisenhuth, Matthew S	43 CMS	27.28
8	Mason, Michael T	43 ROSE	28.60
9	Klepchick, Paul R	42 RAM	28.91

Heat 26 of 34 Finals

1	Durieux, Kyle	38 ROSE	31.77
2	Wood, Andrew T	39 GRA	30.99
3	Hwang, Wayne	39 NOVA	30.42
4	Greenwood, Scott C	39 TOC	30.00
5	Ecklund, Tait C	35 ROSE	29.27
6	Bermudez, Oscar I	38 COOG	29.30
7	Dailey, Erik W	37 ROSE	30.06
8	Mester, Matthew J	37 MVN	30.56
9	Stanton, Wright	37 RGSC	31.28

2017 Nationwide USMS Spring Nationals - 4/27/2017 to 4/30/2017

Riverside Aquatics Complex

Meet Program - Sunday, April 30, 2017

Heat 27 (#43 Men 50 Yard Breaststroke)			Heat 33 of 34 Finals			Heat 5 of 26 Finals							
1	Nester, Aaron A	35 DDP	29.12	3	Freeman, Parker B	20 GCUC	35.44	1	Gulbrandson, Pamela	63 NMMS	50.40		
2	Corcho, Rodrigo A	37 WH2O	28.98	4	Arroyo, Sito A	23 UC12	31.78	2	Reynaud, Caroline L	64 FIG	43.85		
3	Trinidad, Reuben D	37 CMS	27.03	5	Phillips, Luke W	24 PSCM	30.17	3	Meteyer, Beverly B	63 LVM	43.46		
4	Natalizio, Jeff F	35 UC33	26.71	6	Pusateri, Jonathan E	21 TCAS	31.10	4	Mothersill, Jane C	60 NUTS	43.03		
5	Moses, Ed	36 GRA	24.84	7	Tonellato, Michael	20 CWST	33.20	5	Smith, Patty	64 SCAC	42.90		
6	Marshall, Gary N	35 TOC	26.66	Heat 34 of 34 Finals			6	Taylor, Barbara G	62 YCMS	43.00			
7	Parkins, David G	38 WMAC	26.85	1	Foreman, Aaron	24 PACM	29.76	7	Achterberg, Elaine K	62 CMS	43.12		
8	Durieux, Chad A	37 ROSE	28.33	2	Lindholm, Kyle	24 UC13	28.43	8	McTavish, Sandra E	62 SCCM	43.50		
9	Palmer, Ben C	36 SLOM	29.01	3	Meier, Brandon E	24 LVM	27.00	9	Benjamin, Marcia S	60 MEMO	45.95		
Heat 28 of 34 Finals			4	Laxson, Benjamin C	24 ARIZ	26.70	Heat 6 of 26 Finals						
2	Tom, Marc A	29 ROSE	45.76	5	Jenny, Frederick	23 NAM	26.00	1	Moak, Mary N	60 PBM	42.89		
3	Toberman, Daniel	27 GWSC	30.58	6	Prasser, Mat A	24 MVN	26.50	2	Merena, Elizabeth J	64 BCTM	41.75		
4	Newell, Rob H	27 TOC	30.17	7	Garnier, Jeff	23 CMS	27.00	3	Sprouse, Cecily	60 DAM	41.04		
5	Guerrero, Ruben	25 PSM	30.40	8	Garcia, Mike	24 TARP	27.93	4	Finch, Merry B	62 YCMS	39.86		
6	Swan, Keito N	27 PSM	30.78	9	MacLurg, Josh	18 CWST	29.52	5	Siegel, Christine L	60 SDSM	37.63		
7	Cabebe, Melvin	33 TIDE	38.58	#44 Women 50 Yard Breaststroke			6	Wheeler, Barbara C	60 TAM	38.85			
8	Karapetian, Gerasim	34 UC33	43.44	Lane	Name	Age	Team	Seed	Time	7	Rosener, Karen K	63 CMS	39.90
Heat 29 of 34 Finals			Heat 1 of 26 Finals			Heat 7 of 26 Finals							
1	Freeman, Michael P	30 SNM	35.17	2	Hansen, Barbara A	79 TAM	1:10.33	1	Bennett, Kristin P	59 ROSE	45.55		
2	Kessouri, Faycal	32 UCLA	31.50	3	Jaffe, Kristin N	79 TAM	47.69	2	Lepinski, Cokie	57 NUTS	42.00		
3	Prill, Derek	30 TOC	31.14	4	Densmore, Ann	75 NEM	57.73	3	Rodriguez, Nancie	55 CTM	41.20		
4	Fisher, Zachary A	31 NAM	30.50	5	Soiberg, Sallie	85 LVM	1:23.00	4	Tomlin, Julie B	58 RGSC	40.55		
5	Hassan Hegab, Mohamed AL	30 AHL	30.00	6	Stone, Marjorie	93 GCPS	1:15.24	5	Hirsch, Helene I	59 TSTT	39.36		
6	Lentz, Graham M	32 TOC	30.25	7	Van Dinter, Yenny	83 NMMS	59.19	6	Van Cleave, Julie M	58 WMAC	40.07		
7	Arndt, Matthew E	32 NOVA	30.65	Heat 2 of 26 Finals			7	Rafkin, Louise	58 UC38	40.69			
8	Merrill, Tracy C	32 SDSM	31.32	2	Bartlett, Susie W	74 FIG	56.49	8	Marshfield, Ann K	58 O*H*	41.58		
9	Song, James C	34 MEMO	34.53	3	Weinberg, Wendy	71 PSCM	53.62	9	Bullock, Leslie	58 FIG	44.58		
Heat 30 of 34 Finals			4	Burns, Suzi M	70 UC12	49.95	Heat 8 of 26 Finals						
1	Gertenbach, Randy D	34 ARIZ	29.99	5	Dillon, Sally A	70 PSM	45.92	1	Osborn, Ahelee Sue M	59 LNRS	39.00		
2	Stroh, Christopher M	30 GRA	28.60	6	Smith, Diane G	72 CVMM	48.08	2	Faurot, Michelle A	56 SNM	38.05		
3	Rapp, Larry J	32 SMS	28.00	7	Caso, Susie A	70 MAM	50.04	3	Gaynor, Patty A	56 NEM	36.50		
4	Deery, Kyle B	32 SYSM	26.39	8	Dillon Stewart, Jane E	74 WMAC	55.41	4	Mareb, Karen M	58 NEM	35.63		
5	Delic, Nikola	32 WH2O	26.00	9	Glaser, Lynne E	74 FIG	56.50	5	Krattli, Caroline	55 WIND	33.49		
6	Haile, Bryan W	31 RAA	26.30	Heat 3 of 26 Finals			6	Wenzel, Chris	57 PBM	34.80			
7	Serrano, Ivan	33 GRA	27.22	1	Wickham, Elizabeth A	57 PSP	1:00.00	7	Brightwell, Kim M	57 RMST	35.88		
8	Hong, Justin M	32 UC45	28.45	2	Dent, Susan	57 UC44	49.00	8	Melick, Karen L	59 SCAQ	37.50		
9	Farrell, Jonathan R	32 DDP	29.00	3	Miller, Sigute	58 SCAQ	46.00	9	Cort, Hayley E	55 AGUA	38.93		
Heat 31 of 34 Finals			4	Markfield, Julie A	57 ROSE	59.52	Heat 9 of 26 Finals						
1	Aakhus, Randy	25 MVN	30.10	5	Mann, Jennifer R	62 FIG	59.00	2	Kanayama, Kori	52 UC33	55.00		
2	Duarte, Kenny D	27 GRA	29.74	6	Schneider, Mary P	64 WMAC	53.60	3	Freeman, Caroline P	54 ROSE	49.09		
3	Bower, Kenny G	29 TOC	28.85	7	Houk, Carol L	63 FIG	58.16	4	Latt, Mel J	53 CVMM	45.00		
4	Galkin, Dima	29 SCAL	28.48	8	Gillies, Judy L	69 ARIZ	50.36	5	Mauer, Julie D	54 KM	43.67		
5	Gleason, Matt	25 NAM	28.00	Heat 4 of 26 Finals			6	Nelson, Carol L	51 KM	43.71			
6	Kukurugya, Matthew A	26 NAM	28.00	1	Speer, Pam	65 ARIZ	49.69	7	Toumayan, Colleen	51 TSTT	48.70		
7	Weber, Christopher N	25 GRA	28.50	2	Scherwat Ducourneau, Wendy	66 TSTT	47.89	8	Wang, Karen	54 ARIZ	52.08		
8	Krall, Tanner F	25 ARIZ	28.99	3	Fitzpatrick, Maureen	65 PBM	43.00	Heat 10 of 26 Finals					
9	Stephenson, Brady	25 UC14	29.84	4	Hayes, Christie M	69 NEM	40.87	1	Bunevich, Stephanie J	50 CMS	42.25		
Heat 32 of 34 Finals			5	Lewis, Kathleen	65 TPIT	37.85	2	Linkletter, Chris R	51 LAPS	40.41			
1	Foster, Dana	27 TOC	28.00	6	Davis, Charlotte M	67 PSM	40.00	3	Hurt, Liz	52 MEMO	40.22		
2	Talmdage, Matthew S	27 TOC	26.80	7	Gettling, Janet	68 OREG	40.94	4	Phalen, Jennifer R	52 DAM	39.82		
3	Hall, Joshua S	26 GWSC	26.50	8	Stockwell, Teddy	68 PALM	47.32	5	Hudson, Nadean	50 VCM	38.38		
4	Korth, Nicholas	25 GRA	25.41	9	Ide, Hitomi	67 PSCM	48.17	6	Taylor, Catherine W	54 WCM	39.81		
5	Colupaev, Dimitri	27 GRA	24.44										
6	Pechmann, Luke A	27 GRA	25.40										
7	Gonzales, Reese	25 UC33	25.83										
8	Kukharskiy, Sergii	28 MPNY	26.79										
9	Materniak, Eric R	25 BERK	26.85										

2017 Nationwide USMS Spring Nationals - 4/27/2017 to 4/30/2017

Riverside Aquatics Complex

Meet Program - Sunday, April 30, 2017

Heat 11 (#44 Women 50 Yard Breaststroke)

1	Washburn, Lynette A	53 ARIZ	38.08
2	Smith, Liesl G	52 IM	37.44
3	Simpson, Lisa M	52 SDSM	37.17
4	Kuwahara, Lisa K	54 UTAH	36.31
5	Stiles, Jasmine	51 SDSM	35.59
6	Wilson, Jamie W	50 PALM	35.62
7	Godges, Arlette A	52 CVMM	37.05
8	Dodd, Dina	53 NSMS	37.21
9	Kupan, Cheryl A	52 SPM	37.71

Heat 12 of 26 Finals

1	Jurey, Mary K	50 TXLA	35.43
2	Biegler-Ciaccio, Leslie	50 IM	34.97
3	Asch, Jill M	50 OREG	34.78
4	Nowak, Elizabeth A	53 NCMS	33.26
5	Tracy, Robin C	53 DKTA	32.72
6	Gelman, Kathryn E	52 STAN	32.97
7	Weiderman, Jennifer	50 CVMM	34.20
8	Voss, Julie E	53 PSM	34.79
9	Simmons, Cheryl A	50 ROSE	35.29

Heat 13 of 26 Finals

3	Houser, Danielle	48 ROSE	58.61
4	Sharma, Jasmine	46 ROSE	48.37
5	Belsky, Marjorie E	46 LVM	42.50
6	Liu, Sandy C	47 ROSE	46.26
7	Kogel, Marlene	47 UC33	55.00

Heat 14 of 26 Finals

1	Huang, Chi-Ying	45 ROSE	42.22
2	Larios de Rocha, Alicia	48 RAA	40.00
3	Nesbitt, Linda P	48 HUMM	39.73
4	Hagstrom, Lisa	46 LNRS	39.30
5	Cortland, Renee	46 CONN	39.04
6	Alling, Jennifer M	46 PSP	39.29
7	Mickelson, Justina P	47 CMS	39.62
8	Smith, Staci R	47 TMAT	39.83
9	Jeong, Michelle M	48 USF	40.17

Heat 15 of 26 Finals

1	Seibert, Tracie	47 SNM	38.93
2	Carter, Eddie C	46 NCMS	38.70
3	Keith, Lisa	47 PSM	37.95
4	Shinnick, Christina	47 CTSM	37.29
5	May, Jennifer L	48 WMAC	36.90
6	Forest, Anna Marie	47 SDM	37.10
7	Khalil, Heidi G	46 ROSE	37.66
8	Haberstich, Carrie	45 IM	38.33
9	Romoli, Sian L	45 CTM	38.74

Heat 16 of 26 Finals

1	Ladd, Laura M	49 ENSW	36.70
2	Buzzelli, Tara A	48 YGF	36.55
3	Olsen, Cat	47 RAM	35.69
4	Hayes, Lisa C	45 WMAC	33.71
5	Condor-Fisher, Sarah P	45 MACS	30.82
6	Goodale, Rainy M	47 NEM	32.33
7	Gass, Melissa	49 NCMS	35.32
8	Going, Melissa	47 MVN	36.30
9	Bathey, Liane	49 WIND	36.59

Heat 17 of 26 Finals

2	Anderson, Karla	41 PSP	1:00.00
3	Martin, Alisa M	41 FIG	47.74
4	Niesen, Natasha A	44 CROC	43.00
5	Chambers, Kate	41 ROSE	40.74
6	Hughes, Dlorah L	41 UC33	41.00
7	McLean, Monica	41 TCC	45.80
8	Carlson, Kathie	41 TCC	50.00

Heat 18 of 26 Finals

1	Mann, Michelle E	42 SCAL	38.55
2	Skinner, Sonja	40 OREG	35.50
3	Frawley, Tabitha S	43 SDSM	33.76
4	Schaetz, Trina R	44 WMAC	31.00
5	Glenn, Katie	40 STAN	29.00
6	Lindauer, Kerry	42 NCMS	30.84
7	Dunn, Sara	44 NCMS	32.98
8	Santoro, Shelly P	40 LVM	35.00
9	Hughes, Megan M	43 MINN	36.63

Heat 19 of 26 Finals

2	Willingham, Nicole E	35 RIDG	38.48
3	Chaney, Annie	38 FIG	38.36
4	Sandner, Kathleen A	39 IM	37.37
5	Conway, Kieara A	38 AKMS	38.36
6	Zavala, Talia	35 GRA	38.36
7	Serpas, Summer L	39 MVN	50.00

Heat 20 of 26 Finals

1	Barbosa, Tatiana B	37 SFTL	36.67
2	Metz, Amanda	36 OREG	35.14
3	Macedo, Ashley L	35 SBM	34.56
4	Melsen, Krisie M	36 MINN	32.41
5	Chang, Gabrielle E	39 SBM	30.50
6	Keiber, Casey M	39 SYSM	31.44
7	Lee, Jodi L	39 CMS	32.85
8	Ferries, Jenny	35 PSM	34.98
9	Buskirk, Emily K	36 NBA	35.93

Heat 21 of 26 Finals

2	Carey, Melissa	25 AGUA	45.37
3	Orozco, Felicia G	27 GRA	36.27
4	Maranon, Michelle R	25 TCC	40.05
5	Salas, Alyssa C	26 CTSM	48.00
6	Bimanand, Adrine L	31 GRA	55.00
7	Davidoff, Cara	31 TOC	37.00
8	Rogers, Faryka	34 FIG	37.76

Heat 22 of 26 Finals

1	Twist, Christina L	30 ENSW	36.78
2	Hartrich, Juliana	30 CVMM	36.10
3	Leeming, Lindsey A	32 LVM	35.45
4	Beck, Stephanie L	34 SDM	34.64
5	Schneider, Leah R	32 WMAC	33.33
6	Petrova, Mariya	31 ROSE	34.39
7	Bagley, Blair A	33 SDM	34.91
8	Geskos, Evangeline A	33 AGUA	36.00
9	Van Erden, Jayme	31 RMST	36.53

Heat 23 of 26 Finals

1	Kim, Eileen J	25 SLOM	36.20
2	Popp, Stephanie	28 SCAQ	35.35
3	Sherdel, Samantha	26 GRA	35.00
4	Calvo, Morena I	29 UC38	33.74
5	Walgamott, Annie	28 TMAT	33.45
6	Kilkuts, Courtney	29 TOC	33.69
7	Curran, Caitie B	29 GAJA	34.43
8	Lawrence, Sarah O	29 HFS	35.00
9	White, Kristin M	26 NCMS	36.00

Heat 24 of 26 Finals

1	Stroh, Jordan S	25 GRA	32.99
2	Smrcina, Erica E	25 MESC	32.29
3	Bethel, Lesley Y	27 SBM	31.70
4	Beck, Spindrift S	26 SCAQ	31.06
5	Roberts, Elizabeth T	29 CER	28.66
6	Herrmann, Danielle M	29 CLOV	28.70
7	Ripley, Rachel A	26 NYAC	31.10
8	Adams, Laura D	25 ROSE	31.72
9	Stacy, Jessica L	27 OREG	32.38

Heat 25 of 26 Finals

2	Sprueill, Jennifer C	20 OREG	1:09.00
3	Easterly, Kristin M	20 CWST	38.87
4	Lium, Riley V	20 GCUC	37.00
5	Keirns, Katrina M	23 TOC	36.80
6	Hoffman, Shekinah L	23 LVM	36.97
7	Ben-Varon, Aliza R	20 PSM	37.11
8	Sare, Madelynn R	21 PSM	40.33

Heat 26 of 26 Finals

1	McCrea, Ava	19 PSM	35.98
2	Oei, Melissa	22 USF	35.00
3	DeValk, Brittany L	20 CVMM	34.00
4	Weinstein, Rachel	23 NOVA	33.12
5	Hendrix, Jacqueline J	19 CER	31.33
6	Niu, Xiaonuo	22 UC38	33.00
7	Pusateri, Rebekah A	19 PSM	33.96
8	Leigh, Rachel E	23 BAM1	34.00
9	Bailey, Brooke	19 CWST	35.70

National Records

19.36	4/28/2012	Men	18-24	Women		
42.59	12/1/2012	Josh Schneider	50 Y Free	Arianna Vanderpool-Wallace	1/31/2015	22.21
1:35.02	11/8/2009	Eugene Godsoe	100 Y Free	Katie Meili	12/6/2014	48.18
4:24.81	1/24/2010	Andy Grant	200 Y Free	Dana Vollmer	11/8/2009	1:43.28
9:01.26	2/13/2010	Andy Grant	500 Y Free	Jessica Foschi	10/25/2003	4:49.97
15:48.70	3/27/2010	JP Arnold	1000 Y Free	Luane Rowe	3/31/2012	10:12.42
22.33	5/10/2013	Andrew R Mueller	1650 Y Free	Allison A Arnold	4/28/2016	17:27.91
45.36	11/30/2012	Andrew Elliott	50 Y Back	Fiona O'Donnell-McCarthy	5/22/2010	26.18
1:44.18	5/11/2013	Eugene Godsoe	100 Y Back	Emile C Ewing	5/23/2010	55.90
24.53	2/1/2015	Andrew Elliott	200 Y Back	Sara Schweitzer	4/30/2000	1:59.22
54.07	4/25/2015	Rostyslav Fedyna	50 Y Breast	Katie Meili	12/5/2014	27.76
1:57.33	5/12/2013	Colin B Babcock	100 Y Breast	Katie Meili	12/5/2014	58.71
21.13	4/26/2015	Elliot Keefer	200 Y Breast	Micah Lawrence	12/6/2014	2:06.59
46.65	11/30/2012	Henrik C Lindau	50 Y Fly	Dana Vollmer	11/8/2009	24.54
1:49.39	2/14/2010	Eugene Godsoe	100 Y Fly	Dana Vollmer	11/8/2009	52.30
49.52	4/25/2015	Russell Payne	200 Y Fly	Katherine Mills	4/28/2012	1:54.62
1:49.30	4/26/2015	Colin B Babcock	100 Y IM	Katie Meili	12/21/2014	53.02
3:50.12	2/13/2010	Colin B Babcock	200 Y IM	Katie Meili	12/4/2014	1:54.20
		Russell Payne	400 Y IM	Katherine Mills	1/28/2012	4:21.82
		Men	25-29	Women		
18.67	12/20/2014	Nathan Adrian	50 Y Free	Madison Kennedy	1/25/2014	22.62
18.67	2/13/2010	Frederick Bousquet				
41.13	5/3/2014	Nathan Adrian	100 Y Free	Kim Vandenberg	2/24/2013	49.18
1:31.93	12/6/2013	Darian R Townsend	200 Y Free	Limin Liu	5/20/2001	1:48.80
4:20.82	4/17/2010	Andy Grant	500 Y Free	Sheila Taormina	1/3/1996	4:49.88
9:19.61	3/15/2014	Tobias T Work	1000 Y Free	Hannah K Saiz	2/3/2017	10:10.67
15:44.70	5/3/1998	Alex Kostich	1650 Y Free	Karen B Burton	5/19/1991	16:50.17
21.46	4/16/2010	Adam M Mania	50 Y Back	Tanica Jamison	5/22/2010	25.26
45.95	4/15/2010	Adam M Mania	100 Y Back	Tanica Jamison	5/23/2010	54.06
1:45.77	3/20/2016	David Russell	200 Y Back	Federica Pellegrini	2/28/2015	1:56.87
23.87	5/21/2010	Mark Gangloff	50 Y Breast	Katie Meili	4/30/2016	27.10
51.57	4/25/2015	Marcus Titus	100 Y Breast	Megan M Jendrick	2/6/2010	59.58
1:53.04	12/21/2013	BJ Johnson	200 Y Breast	Megan M Jendrick	2/6/2010	2:09.05
21.11	11/30/2012	Davis Tarwater	50 Y Fly	Tanica Jamison	5/22/2010	24.41
45.32	11/30/2012	Davis Tarwater	100 Y Fly	Amanda M Sims	4/24/2015	53.20
1:47.62	5/20/2007	Erik Scalise	200 Y Fly	Limin Liu	5/20/2001	1:57.84
47.77	5/3/2014	Darian R Townsend	100 Y IM	Megan M Jendrick	2/6/2010	54.43
1:41.79	12/21/2013	Darian R Townsend	200 Y IM	Justine L Mueller	12/5/2013	1:57.56
3:41.85	12/20/2013	Darian R Townsend	400 Y IM	Justine L Mueller	2/22/2013	4:19.02
		Men	30-34	Women		
19.33	5/3/2014	Anthony L Ervin	50 Y Free	Erika A Erndl	11/29/2012	22.48
19.33	5/2/2014	Anthony L Ervin				
42.75	12/21/2014	Darian R Townsend	100 Y Free	Erika A Erndl	2/23/2013	48.03
1:34.00	12/19/2014	Darian R Townsend	200 Y Free	Erika A Erndl	11/30/2012	1:43.46
4:29.49	2/25/1996	Matthew J Cetlinski	500 Y Free	Dawn M Heckman	4/14/2012	4:46.92
9:26.93	3/23/2003	Joshua Woodruff	1000 Y Free	Dawn M Heckman	4/15/2012	9:51.93
15:51.57	5/12/1996	Jeff T Erwin	1650 Y Free	Karen B Burton	5/23/1993	17:07.52
21.51	4/26/2015	Matt Grevers	50 Y Back	Noriko Inada	5/1/2011	24.96
46.34	12/21/2013	Adam M Mania	100 Y Back	Noriko Inada	4/30/2011	54.60
1:43.73	12/21/2014	Adam M Mania	200 Y Back	Karlyn Pipes-Neilsen	2/19/1996	1:59.93
24.35	4/24/2015	Matt Grevers	50 Y Breast	Katie McClelland	5/4/2008	28.48
53.44	4/29/2011	Ed Moses	100 Y Breast	Katie McClelland	5/4/2008	1:02.08
1:56.02	5/1/2011	Ed Moses	200 Y Breast	Erika A Erndl	1/20/2013	2:15.99
21.11	4/26/2015	Matt Grevers	50 Y Fly	Angel Martino	4/15/2000	24.18
47.28	12/20/2013	Adam M Mania	100 Y Fly	Angel Martino	5/16/1999	55.01
1:45.01	4/12/2015	Darian R Townsend	200 Y Fly	Karlyn Pipes-Neilsen	5/12/1996	2:03.46
47.78	4/25/2015	Matt Grevers	100 Y IM	Angel Martino	4/15/2000	57.01
1:42.03	12/20/2014	Darian R Townsend	200 Y IM	Erika A Erndl	3/11/2009	1:58.80
3:40.98	12/19/2014	Darian R Townsend	400 Y IM	Erika A Erndl	1/20/2013	4:14.84
		Men	35-39	Women		
20.14	5/4/2008	Josh C Davis	50 Y Free	Dara Torres	2/25/2007	22.34
44.24	4/20/2009	Vlad Pyshnenko	100 Y Free	Dara Torres	2/25/2007	49.72
1:36.56	5/4/2008	Josh C Davis	200 Y Free	Karlyn Pipes-Neilsen	5/3/1997	1:51.55
4:33.97	5/17/2002	Ronald Karbaugh	500 Y Free	Karlyn Pipes-Neilsen	5/3/1997	4:56.09
9:27.97	5/20/2010	Eric B Christensen	1000 Y Free	Heidi S George	11/15/2014	10:11.23
15:53.88	5/18/2003	Jeff Erwin	1650 Y Free	Heidi S George	11/15/2014	16:46.85
22.70	5/4/2008	Josh C Davis	50 Y Back	Noriko Inada	5/3/2014	25.02
49.12	5/4/2008	Josh C Davis	100 Y Back	Noriko Inada	11/15/2015	54.43
1:47.72	5/4/2008	Josh C Davis	200 Y Back	Karlyn Pipes-Neilsen	3/14/1998	2:00.54
25.35	5/21/2010	Steve T West	50 Y Breast	Katie Glenn	5/2/2014	28.51
54.98	3/28/2015	James D Sheehan	100 Y Breast	Katie Glenn	4/25/2015	1:01.88
1:59.23	12/16/2001	Ron Karbaugh	200 Y Breast	Katie Glenn	4/26/2015	2:17.51
22.26	4/29/2011	Josh C Davis	50 Y Fly	Noriko Inada	4/26/2015	25.05
49.12	4/24/2015	Glenn M Counts	100 Y Fly	Susan Von Der Lippe	5/18/2003	55.78
1:50.74	5/16/1999	Bobby Patten	200 Y Fly	Susan Von Der Lippe	5/22/2005	2:03.48
50.06	5/4/2008	Josh C Davis	100 Y IM	Sheri L Hart	5/23/2010	57.67
1:48.74	12/22/2002	Ronald D Karbaugh	200 Y IM	Karlyn Pipes-Neilsen	3/14/1998	2:05.24
3:56.76	12/16/2001	Ron Karbaugh	400 Y IM	Karlyn Pipes-Neilsen	3/14/1998	4:24.18

20.67	12/20/2014	Men	40-44	Women		
45.15	5/3/2014	Josh Davis	50 Y Free	Dara Torres	4/15/2007	21.91
1:38.23	4/24/2015	Josh Davis	100 Y Free	Dara Torres	4/15/2007	48.34
4:33.36	4/25/2015	Josh Davis	200 Y Free	Karlyn Pipes-Neilsen	12/22/2002	1:51.06
9:32.66	5/7/2010	Alex G Kostich	500 Y Free	Karlyn Pipes-Neilsen	10/5/2002	4:58.98
15:51.52	5/9/2010	Alex G Kostich	1000 Y Free	Karlyn Pipes-Neilsen	12/21/2003	10:20.45
22.77	4/26/2009	Michael S Ross	1650 Y Free	Heidi S George	11/5/2016	17:12.04
48.49	4/26/2009	Michael S Ross	50 Y Back	Sheri L Hart	5/1/2011	26.12
1:50.09	5/4/2008	Michael S Ross	100 Y Back	Sheri L Hart	4/30/2011	56.03
25.02	3/12/2016	Jarrold Marrs	200 Y Back	Kristin J Gary	4/24/2010	2:04.43
55.37	4/25/2015	Jeff P Commings	50 Y Breast	Susan G Von Der Lippe	2/28/2010	29.24
2:00.53	5/3/2014	Steve West	100 Y Breast	Susan G Von Der Lippe	5/4/2008	1:03.00
22.61	4/26/2009	Michael S Ross	200 Y Breast	Susan von der Lippe	5/14/2006	2:17.06
49.27	5/4/2008	Michael S Ross	50 Y Fly	Susan G Von Der Lippe	5/10/2009	25.14
1:50.61	4/14/2002	Dennis G Baker	100 Y Fly	Susan G Von Der Lippe	5/10/2009	54.83
51.07	4/25/2015	Jeff P Commings	200 Y Fly	Susan G Von Der Lippe	5/4/2008	2:03.13
1:51.85	4/26/2009	Michael S Ross	100 Y IM	Erika L Braun	4/28/2012	57.95
4:01.87	4/19/2009	Roque J Santos	200 Y IM	Susan G Von Der Lippe	5/4/2008	2:04.85
			400 Y IM	Susan G Von Der Lippe	5/4/2008	4:28.43
		Men	45-49	Women		
21.06	5/21/2010	Richard L Hughey	50 Y Free	Susan Walsh	5/4/2008	24.00
46.21	4/26/2015	Nicolas Granger	100 Y Free	Karlyn Pipes-Neilsen	12/16/2007	52.23
1:41.69	5/21/2010	David E Sims	200 Y Free	Karlyn Pipes-Neilsen	12/16/2007	1:53.28
4:39.10	5/20/2007	Dennis Baker	500 Y Free	Karlyn Pipes-Neilsen	4/11/2009	5:04.13
9:43.93	5/20/2010	Keith M Switzer	1000 Y Free	Karlyn Pipes-Neilsen	4/19/2009	10:32.91
16:08.05	5/20/2010	Jeff T Erwin	1650 Y Free	Alison H Zamanian	4/8/2016	17:39.79
23.58	4/26/2015	Michael S Ross	50 Y Back	Karlyn Pipes-Neilsen	12/21/2008	27.35
51.55	4/30/2011	Chris L Stevenson	100 Y Back	Ellen M Reynolds	5/23/2010	57.83
1:53.97	5/1/2016	Nicolas Granger	200 Y Back	Karlyn Pipes-Neilsen	4/19/2009	2:04.65
1:53.97	5/13/2011	Rich E Saeger	50 Y Breast	Caroline Krattli	5/20/2007	30.17
26.17	3/28/2015	Todd Torres	100 Y Breast	Susan G Von Der Lippe	3/27/2011	1:05.85
56.83	2/20/2015	Todd Torres	200 Y Breast	Susan G Von Der Lippe	5/1/2011	2:22.76
2:07.40	4/29/2016	Nicolas Granger	50 Y Fly	Susan O Williams	4/21/2013	25.96
22.67	5/4/2008	Paul L Smith	100 Y Fly	Susan G Von Der Lippe	5/1/2011	56.97
50.90	5/21/2010	David E Sims	200 Y Fly	Karlyn Pipes-Neilsen	12/26/2008	2:07.39
1:50.73	12/6/2008	Dennis G Baker	100 Y IM	Fall Willeboordse	4/28/2012	59.39
52.14	5/23/2010	Richard L Hughey	200 Y IM	Karlyn Pipes-Neilsen	12/16/2007	2:07.26
1:51.44	4/26/2015	Nicolas Granger	400 Y IM	Karlyn Pipes-Neilsen	12/26/2009	4:32.87
4:01.32	4/24/2015	Nicolas Granger				
		Men	50-54	Women		
21.36	4/29/2011	Rowdy Gaines	50 Y Free	Fall Willeboordse	3/18/2016	24.53
46.59	5/10/2009	Rowdy Gaines	100 Y Free	Fall Willeboordse	4/29/2016	53.60
1:43.76	5/10/2009	Rowdy Gaines	200 Y Free	Ellen M Reynolds	4/10/2016	1:58.34
4:47.57	5/20/2001	Jim McConica	500 Y Free	Jill S Hernandez	5/12/2013	5:14.56
9:55.84	4/6/2013	Keith M Switzer	1000 Y Free	Jill S Hernandez	4/23/2015	10:58.56
16:28.77	4/23/2015	Jeff T Erwin	1650 Y Free	Charlotte Petersen	4/23/2015	18:16.49
24.57	5/4/2014	Fritz Bedford	50 Y Back	Leslie C Livingston	5/10/2013	27.04
52.72	3/21/2015	Fritz Bedford	100 Y Back	Fall Willeboordse	3/18/2016	59.19
1:59.04	4/25/2015	Jim Tuchler	200 Y Back	Ellen M Reynolds	11/22/2014	2:07.51
26.45	3/30/2014	David M Guthrie	50 Y Breast	Brigitte C Heuer	5/21/2010	32.37
58.41	3/29/2014	David M Guthrie	100 Y Breast	Caroline Krattli	2/18/2012	1:09.21
2:07.25	3/30/2014	David M Guthrie	200 Y Breast	Caroline Krattli	2/20/2012	2:29.92
23.19	4/25/2004	Trip Hedrick	50 Y Fly	Leslie C Livingston	5/11/2013	25.70
51.73	5/12/2013	David E Sims	100 Y Fly	Jill S Hernandez	5/12/2013	1:00.17
1:58.49	4/29/2016	David E Sims	200 Y Fly	Laura B Val	5/17/2002	2:15.18
54.28	5/11/2013	David E Sims	100 Y IM	Fall Willeboordse	4/29/2016	1:01.28
1:58.19	3/11/2017	Mike Irvin	200 Y IM	Ellen M Reynolds	5/10/2015	2:13.16
4:16.57	5/2/2014	Darren D Phelan	400 Y IM	Ellen M Reynolds	4/9/2016	4:43.11
		Men	55-59	Women		
21.82	4/30/2000	Richard Abrahams	50 Y Free	Laura B Val	5/10/2009	25.29
48.37	4/30/2000	Richard Abrahams	100 Y Free	Laura B Val	5/4/2008	54.72
1:48.79	4/10/2010	Michael T Mann	200 Y Free	Laura B Val	5/10/2009	1:59.02
4:56.82	4/11/2010	Michael T Mann	500 Y Free	Laura B Val	1/25/2009	5:27.33
10:07.36	5/14/2006	Jim Mc Conica	1000 Y Free	Kelly Parker Palace	2/5/2017	11:19.85
17:11.12	5/20/2007	Jim Mc Conica	1650 Y Free	Laura B Val	4/16/2010	18:56.04
25.66	4/10/2016	Steve Wood	50 Y Back	Leslie C Livingston	10/30/2016	28.14
53.81	2/25/2017	Steve Wood	100 Y Back	Laura B Val	5/23/2010	1:04.65
2:03.14	3/31/2012	Tom Barton	200 Y Back	Bonnie M Bilich	5/2/2014	2:19.94
27.59	3/26/2017	David M Guthrie	50 Y Breast	Lisa A Bennett	5/14/2011	33.76
1:00.13	3/26/2017	David M Guthrie	100 Y Breast	Chris Wenzel	4/25/2015	1:13.76
2:11.95	4/10/2016	David M Guthrie	200 Y Breast	Catherine K Kohn	5/10/2009	2:40.19
24.00	5/1/2016	Bruce C Kone	50 Y Fly	Leslie C Livingston	10/30/2016	27.04
53.90	5/12/2013	Paul V Carter	100 Y Fly	Laura B Val	5/10/2009	1:01.31
2:03.18	5/23/2010	Brad Horner	200 Y Fly	Laura B Val	5/10/2009	2:16.28
55.85	4/9/2016	Steve Wood	100 Y IM	Laura B Val	5/20/2007	1:05.21
2:04.09	5/4/2008	Timothy M Shead	200 Y IM	Laura B Val	5/22/2010	2:21.91
4:28.66	5/2/2014	Jim Sauer	400 Y IM	Laura B Val	5/7/2010	5:03.92

National Records

		Men	60-64	Women	
22.30	5/22/2005	Richard Abrahams	50 Y Free	Laura B Val	3/9/2014 26.48
49.14	5/22/2005	Richard Abrahams	100 Y Free	Laura B Val	4/29/2012 56.45
1:51.08	4/24/2015	Rick Colella	200 Y Free	Laura B Val	5/22/2016 2:05.75
5:11.17	4/29/2012	Jim Mc Conica	500 Y Free	Laura B Val	1/26/2014 5:39.00
10:42.16	4/23/2015	Michael T Mann	1000 Y Free	Laura B Val	3/30/2012 11:41.77
17:59.55	5/20/2010	Jim Clemmons	1650 Y Free	Laura B Val	3/30/2012 19:43.99
26.82	5/4/2008	Hugh Wilder	50 Y Back	Laura B Val	4/26/2015 29.58
57.46	4/30/2016	Tom Barton	100 Y Back	Laura B Val	5/12/2013 1:03.72
2:07.91	5/1/2016	Tom Barton	200 Y Back	Laura B Val	5/11/2013 2:21.44
28.76	4/24/2015	Rick Colella	50 Y Breast	Melinda S Wolff	5/10/2013 35.09
1:02.61	5/2/2014	Rick Colella	100 Y Breast	Lo D Knapp	4/25/2015 1:16.80
2:16.71	5/3/2014	Rick Colella	200 Y Breast	Lo D Knapp	4/26/2015 2:44.73
24.46	5/22/2005	Richard Abrahams	50 Y Fly	Charlotte M Davis	5/11/2013 29.14
54.92	5/22/2005	Richard Abrahams	100 Y Fly	Laura B Val	4/27/2012 1:04.27
2:10.06	4/16/2011	Lawrence J Day	200 Y Fly	Laura B Val	5/10/2013 2:24.30
57.23	5/11/2013	Rick Colella	100 Y IM	Laura B Val	5/17/2015 1:07.08
2:03.26	5/4/2014	Rick Colella	200 Y IM	Laura B Val	3/4/2012 2:25.40
4:24.24	5/2/2014	Rick Colella	400 Y IM	Laura B Val	3/15/2014 5:16.18

		Men	65-69	Women	
22.10	5/23/2010	Richard T Abrahams	50 Y Free	Laura B Val	1/14/2017 27.37
49.42	5/22/2010	Richard T Abrahams	100 Y Free	Laura B Val	1/21/2017 59.78
1:57.54	5/21/2010	Richard T Abrahams	200 Y Free	Charlotte M Davis	3/6/2016 2:17.15
5:29.10	4/29/2016	Jim Mc Conica	500 Y Free	Charlotte M Davis	4/10/2016 6:03.86
11:23.13	4/16/2016	Jim Mc Conica	1000 Y Free	Charlotte M Davis	4/9/2016 12:30.97
19:07.81	4/23/2015	Jim Clemmons	1650 Y Free	Shirley A Loftus-Charley	11/12/2016 20:43.29
27.74	5/23/2010	Richard T Abrahams	50 Y Back	Laura B Val	1/14/2017 30.87
59.62	5/12/2013	Hugh Wilder	100 Y Back	Cecilia D McCloskey	4/11/2015 1:10.15
2:16.72	5/11/2013	Hugh Wilder	200 Y Back	Laura B Val	1/21/2017 2:28.21
30.53	5/10/2013	Robert Strand	50 Y Breast	Joann Leilich	4/25/2004 37.74
1:07.35	5/11/2013	Robert Strand	100 Y Breast	Joann Leilich	4/25/2004 1:23.95
2:30.17	5/1/2011	Robert Strand	200 Y Breast	Joann Leilich	4/4/2004 3:01.50
24.94	5/22/2010	Richard T Abrahams	50 Y Fly	Charlotte M Davis	4/10/2016 29.91
56.36	5/21/2010	Richard T Abrahams	100 Y Fly	Charlotte M Davis	4/30/2016 1:10.12
2:13.55	4/29/2016	Lawrence J Day	200 Y Fly	Shirley A Loftus-Charley	1/29/2017 2:46.89
1:00.32	5/23/2010	Richard T Abrahams	100 Y IM	Charlotte M Davis	4/29/2016 1:10.09
2:16.17	4/30/2016	Lawrence J Day	200 Y IM	Charlotte M Davis	4/30/2016 2:35.18
4:56.46	5/1/2016	Lawrence J Day	400 Y IM	Charlotte M Davis	5/1/2016 5:35.85

		Men	70-74	Women	
24.13	5/4/2008	Jeff Farrell	50 Y Free	Gail Roper	4/30/2000 31.05
54.58	4/26/2015	Richard T Abrahams	100 Y Free	Gail Roper	4/30/2000 1:09.79
2:06.63	5/8/2015	David Quiggin	200 Y Free	Gail Roper	4/30/2000 2:35.85
5:48.21	5/9/2015	David Quiggin	500 Y Free	Lavelle Stoinoff	4/25/2004 6:46.78
12:09.40	5/7/2015	David Quiggin	1000 Y Free	Lavelle Stoinoff	4/25/2004 13:58.55
20:29.18	5/20/2001	Graham Johnston	1650 Y Free	Lavelle Stoinoff	3/28/2004 23:45.69
29.72	4/26/2015	Richard Burns	50 Y Back	Betsy Jordan	5/20/2007 36.91
1:05.42	4/24/2015	Richard Burns	100 Y Back	Joy Ward	4/13/2013 1:21.68
2:23.68	5/2/2014	Richard Burns	200 Y Back	Joy Ward	4/14/2013 2:57.22
31.70	4/30/2016	Robert Strand	50 Y Breast	Joann Leilich	1/24/2009 39.89
1:09.47	5/1/2016	Robert Strand	100 Y Breast	Joann Leilich	4/29/2011 1:26.77
2:35.66	4/29/2016	Robert Strand	200 Y Breast	Joann Leilich	2/2/2009 3:07.28
26.92	4/26/2015	Richard T Abrahams	50 Y Fly	Gail Roper	4/30/2000 35.06
1:00.77	4/24/2015	Richard T Abrahams	100 Y Fly	Margot K Pettijohn	9/17/2016 1:23.83
2:34.31	1/26/2014	Robert M Poiletman	200 Y Fly	Margot K Pettijohn	9/17/2016 3:07.31
1:05.05	5/3/2014	James E Elder	100 Y IM	Gail Roper	4/30/2000 1:21.97
2:26.42	4/30/2016	Robert Strand	200 Y IM	Margot K Pettijohn	10/30/2016 2:58.42
5:34.47	4/27/2003	Burwell Jones	400 Y IM	Kathy M Slifer	5/1/2016 6:15.30

		Men	75-79	Women	
25.58	3/4/2012	Jeff Farrell	50 Y Free	Gail Roper	4/3/2005 33.87
58.68	5/10/2009	David A Radcliff	100 Y Free	Gail Roper	4/24/2005 1:16.23
2:08.77	5/10/2009	David A Radcliff	200 Y Free	Ronnie Kamphausen	3/8/2009 2:53.05
6:03.87	5/8/2010	David A Radcliff	500 Y Free	Ronnie Kamphausen	5/16/2009 7:32.58
12:20.59	5/10/2009	David A Radcliff	1000 Y Free	Ronnie Kamphausen	3/18/2009 15:47.72
20:25.49	5/10/2009	David A Radcliff	1650 Y Free	Ronnie Kamphausen	5/16/2009 26:53.24
32.11	4/19/2009	Yoshi Oyakawa	50 Y Back	Doris Steadman	4/30/2000 40.25
1:08.55	4/19/2009	Burwell Jones	100 Y Back	Nancy Brown	4/15/2011 1:27.70
2:31.41	4/17/2010	Burwell Jones	200 Y Back	Nancy Brown	4/15/2011 3:15.04
34.58	3/5/2017	Mike R Freshley	50 Y Breast	Joann Leilich	4/13/2014 41.53
1:16.74	9/18/2016	Mike R Freshley	100 Y Breast	Joann Leilich	4/11/2014 1:29.24
2:45.33	4/29/2016	Mike R Freshley	200 Y Breast	Joann Leilich	4/5/2014 3:16.31
28.99	1/14/2017	Mike R Freshley	50 Y Fly	Mary Ann Case	4/26/2015 38.05
1:12.71	4/17/2011	David Costill	100 Y Fly	Mary Ann Case	4/24/2015 1:35.55
2:58.65	4/2/2016	Mike R Freshley	200 Y Fly	Lois Kivi Nochman	4/30/2000 3:41.89
1:08.68	9/18/2016	Mike R Freshley	100 Y IM	Gail Roper	4/24/2005 1:27.31
2:35.67	4/30/2016	Mike R Freshley	200 Y IM	Gail Roper	4/24/2005 3:18.40
5:43.80	4/15/2016	Mike R Freshley	400 Y IM	Gail Roper	4/10/2005 7:03.61

29.25	4/10/2005	Men	80-84	Women		
1:04.60	5/3/2014	Frank Piemme	50 Y Free	Johnnie Detrick	12/13/2015	34.20
2:23.60	4/12/2015	David A Radcliff	100 Y Free	Johnnie Detrick	12/13/2015	1:22.34
6:27.81	5/1/2014	David A Radcliff	200 Y Free	Jean Troy	2/17/2008	3:08.99
13:10.14	5/1/2014	David A Radcliff	500 Y Free	Jean Troy	3/30/2008	8:26.37
21:54.87	5/1/2014	David A Radcliff	1000 Y Free	Jean Troy	3/30/2008	17:20.18
34.49	4/29/2016	Yoshi Oyakawa	1650 Y Free	Betty S Lorenzi	4/19/2009	28:35.79
1:15.69	3/11/2017	David Costill	50 Y Back	Betty S Lorenzi	4/19/2009	43.57
2:48.59	3/23/2013	Burwell Jones	100 Y Back	Betty S Lorenzi	4/19/2009	1:32.37
37.74	3/12/2016	David Costill	200 Y Back	Betty S Lorenzi	4/19/2009	3:26.72
1:24.10	2/14/2016	David Costill	50 Y Breast	Ann M Hirsch	2/12/2011	48.29
3:09.84	3/12/2016	David Costill	100 Y Breast	Ann M Hirsch	3/12/2011	1:46.69
33.32	3/11/2017	David Costill	200 Y Breast	Ann M Hirsch	2/12/2011	3:49.67
1:24.60	2/20/2016	David Costill	50 Y Fly	Lois Kivi Nochman	4/15/2007	50.10
3:25.55	4/23/2006	Thomas O Maine	100 Y Fly	Lois Kivi Nochman	4/22/2007	1:54.16
1:14.86	4/16/2016	David Costill	200 Y Fly	Lois Kivi Nochman	4/24/2005	4:05.12
2:53.98	2/21/2016	David Costill	100 Y IM	Johnnie Detrick	4/29/2016	1:42.51
6:26.09	2/20/2016	David Costill	200 Y IM	Johnnie Detrick	2/6/2016	3:48.28
			400 Y IM	Jean Troy	2/17/2008	8:16.02
		Men	85-89	Women		
31.92	3/7/2010	Frank M Piemme	50 Y Free	Betty J Russ	3/9/2013	41.21
1:10.92	4/18/2010	Frank M Piemme	100 Y Free	Nan Bohl	4/12/2014	1:31.20
2:50.54	5/8/2010	Frank M Piemme	200 Y Free	Jean D Troy	3/23/2013	3:26.89
7:49.84	3/11/2017	Graham M Johnston	500 Y Free	Betty S Lorenzi	4/13/2013	9:07.55
16:28.80	5/7/2010	Frank M Piemme	1000 Y Free	Betty S Lorenzi	4/11/2013	18:40.21
27:48.74	3/20/2010	Frank M Piemme	1650 Y Free	Betty S Lorenzi	4/11/2013	30:52.20
42.46	3/7/2010	Frank M Piemme	50 Y Back	Betty S Lorenzi	2/9/2013	46.77
1:36.02	5/8/2010	Frank M Piemme	100 Y Back	Betty S Lorenzi	2/10/2013	1:40.00
3:23.96	1/25/2015	Bob K Miller	200 Y Back	Betty S Lorenzi	2/9/2013	3:34.09
42.72	3/7/2010	Frank M Piemme	50 Y Breast	Ann M Hirsch	4/10/2016	55.14
1:34.67	4/18/2010	Frank M Piemme	100 Y Breast	Ann M Hirsch	2/20/2016	2:01.37
3:46.18	3/20/2010	Frank M Piemme	200 Y Breast	Ann M Hirsch	3/12/2016	4:20.23
39.89	3/7/2010	Frank M Piemme	50 Y Fly	Lois Kivi Nochman	3/27/2010	57.02
1:41.31	4/18/2010	Frank M Piemme	100 Y Fly	Betty J Russ	7/27/2012	2:12.10
3:43.03	1/8/2011	Thomas O Maine	200 Y Fly	Lois Kivi Nochman	3/7/2010	4:42.19
1:28.37	3/7/2010	Frank M Piemme	100 Y IM	Jean D Troy	4/12/2014	1:52.95
3:18.10	4/18/2010	Frank M Piemme	200 Y IM	Jean D Troy	2/10/2013	4:17.15
7:30.51	2/12/2011	Thomas O Maine	400 Y IM	Jean D Troy	2/10/2013	9:04.46
		Men	90-94	Women		
35.96	9/21/2003	Woody Bowersock	50 Y Free	Aileen Soule	5/12/1996	49.68
1:27.26	3/21/2004	Woodrow Bowersock	100 Y Free	Rita Simonton	4/26/2009	1:50.37
3:18.81	1/31/2015	Willard J Lamb	200 Y Free	Rita Simonton	5/10/2009	3:59.22
8:54.93	3/24/2013	Willard J Lamb	500 Y Free	Rita Simonton	5/10/2009	10:22.61
18:13.07	11/9/2013	Willard J Lamb	1000 Y Free	Rita Simonton	4/26/2009	21:20.93
30:23.70	11/9/2013	Willard J Lamb	1650 Y Free	Rita Simonton	2/22/2009	35:22.28
49.02	4/5/2014	Willard J Lamb	50 Y Back	Maurine E Kornfeld	5/10/2013	1:01.20
1:46.67	3/25/2007	John Merrill	100 Y Back	Aileen Soule	5/12/1996	2:14.66
3:54.03	3/25/2007	John Merrill	200 Y Back	Aileen Soule	5/12/1996	4:42.55
53.07	4/15/2007	Russ Witte	50 Y Breast	Marjorie Stone	11/30/2014	1:05.50
1:58.35	1/30/2011	Raymond I Hakomaki	100 Y Breast	Joan Wayne	7/7/2015	2:23.11
4:36.60	3/13/2016	Thomas O Maine	200 Y Breast	Marjorie Stone	2/8/2015	5:45.96
50.44	3/21/2004	Walter Pfeiffer	50 Y Fly	Rita Simonton	4/26/2009	1:18.23
2:06.88	4/30/2016	Thomas O Maine	100 Y Fly	Jewel C Cooke	4/11/1999	3:26.50
4:44.76	4/29/2016	Thomas O Maine	200 Y Fly	Jewel Cooke	11/8/1998	7:12.95
1:53.38	4/29/2016	Thomas O Maine	100 Y IM	Rita Simonton	3/29/2009	2:37.23
4:02.84	4/30/2016	Thomas O Maine	200 Y IM	Rita Simonton	3/29/2009	5:40.28
8:37.61	5/1/2016	Thomas O Maine	400 Y IM	Jewel Cooke	11/7/1998	13:06.38
		Men	95-99	Women		
51.31	1/10/1999	Gus Langner	50 Y Free	Maurine E Kornfeld	3/5/2017	1:00.53
2:04.54	1/10/1999	Gus Langner	100 Y Free	Rita Simonton	9/22/2013	2:14.55
4:35.70	1/10/1999	Gus Langner	200 Y Free	Maurine E Kornfeld	3/19/2017	4:34.11
12:17.44	1/10/1999	Gus Langner	500 Y Free	Rita Simonton	9/22/2013	12:28.16
30:05.25	4/2/2000	Gus Langner	1000 Y Free	Anne A Dunivin	4/26/2012	50:44.12
1:08.20	7/8/1989	Tom Lane	50 Y Back	Rita Simonton	2/8/2014	1:08.87
2:45.86	2/12/2012	Russ Witte	100 Y Back	Rita Simonton	9/22/2013	2:37.92
6:19.69	5/11/2013	Russ Witte	200 Y Back	Maurine E Kornfeld	2/11/2017	5:12.63
1:03.32	2/11/2012	Russ Witte	50 Y Breast	Marie K Kelleher	2/15/2009	1:55.41
2:34.82	2/12/2012	Russ Witte	100 Y Breast			
5:49.18	2/12/2012	Russ Witte	200 Y Breast			
			50 Y Fly	Maurine E Kornfeld	3/5/2017	1:49.45
			100 Y IM	Maurine E Kornfeld	3/5/2017	3:10.86
		Men	100-104	Women		
1:31.03	6/25/1994	Tom Lane	50 Y Free	Marie K Kelleher	2/10/2013	1:58.08
3:21.86	6/25/1994	Tom Lane	100 Y Free			
6:56.32	6/25/1994	Tom Lane	200 Y Free			
2:55.93	4/26/2016	Fred W Klein	50 Y Back			
			200 Y Back	Mary Anne Cooper	4/26/2016	12:13.77

National Records

Men 200 Y Free Relay

18+	1:18.32	NORTH CAROLINA MASTERS	05-22-10	Nicholas J Brunelli, Cullen A Jones, Nelson O Westby, Joe Skuba
25+	1:20.22	THE OLYMPIC CLUB	04-30-16	Jonathan C Leopold, Scott C Greenwood, Kevin Ferguson, Andrew Saeta
35+	1:23.32	LONGHORN AQUATICS	05-29-10	Tyler J Blessing, Mike J Varozza, Bradley H Bailey, Chris M Eckerman
45+	1:27.70	ARIZONA MASTERS	05-04-08	John C Smith, Al Jaegers, Paul A Hafner, Paul L Smith
55+	1:32.18	OREGON MASTERS	04-11-09	Mike J Tennant, Doug Brockbank, Wes Edwards, Larry K Philbrick
65+	1:40.07	SAN DIEGO SWIM MASTERS	05-10-09	Mike R Freshley, Peter Andersen, Vinus Van Baalen, Keefe L Lodwig
75+	1:57.74	GOLD COAST MASTERS	04-11-14	Andy B Morrow, David R McIntyre, Ahmed G Hamada, David J Painter
85+	3:05.24	FLORIDA AQUATIC COMBINED TEAM	04-28-12	William H Adams, Edwin H Graves, Rogers B Holmes, John D Corse

Men 200 Y Medley Relay

18+	1:26.71	THE OLYMPIC CLUB	05-02-14	Andrew Saeta, Nolan Koon, Nathan Adrian, Anthony L Ervin
25+	1:28.48	THE OLYMPIC CLUB	05-01-16	Andrew Saeta, Jonathan C Leopold, Jason E Dunford, Kevin Ferguson
35+	1:34.16	LONGHORN AQUATICS	05-10-09	Tyler J Blessing, Todd A Barte, Bradley H Bailey, Mike J Varozza
45+	1:36.56	GEORGIA MASTERS	05-23-10	Eric J Ericson, Chris J Weissman, Bob Bugg, Michael P Ellison
55+	1:45.32	OREGON MASTERS	04-11-09	Wes Edwards, Allen L Stark, Larry K Philbrick, Mike J Tennant
65+	1:51.58	SAN DIEGO SWIM MASTERS	05-10-09	Vinus Van Baalen, Peter Andersen, Keefe L Lodwig, Mike R Freshley
75+	2:17.11	SARASOTA Y SHARKS	04-12-14	Burwell Jones, Mani Sanguily, John C Smith, Tom Verth
85+	3:46.43	TEAM TEXAS	11-21-99	Roy L Bodine, Bennett Y Allen, Jesse B Coon, Tex Robertson

Women 200 Y Free Relay

18+	1:35.66	CLUB TRIBE ALUMNI	04-30-16	Gabrielle M Mizerak, Sara Shaner, Courtney N Hurtubise, Katie Grier
25+	1:35.01	THE OLYMPIC CLUB	04-25-15	Fiona O'Donnell-McCarthy, Katie C Kastes, Meg B Gill, Katherine Raatz
35+	1:36.42	NCMS	02-01-15	Kerry Lindauer, Alicia K Uhl, Jennifer Stringer, Erika L Braun
45+	1:40.44	COLORADO MASTERS SWIMMING	04-30-11	Kathy L Garnier, Collette H Sappey, Anna T Scott-Kube, Susan G Von Der Lippe
55+	1:51.52	UCLA BRUIN MASTERS	04-28-13	Jenny L Cook, Christie Ciraulo, Karen L Einsidler, Veronica Hibben
65+	2:09.98	PUGET SOUND MASTERS	04-25-15	Stella Preissler, Toni M LeClercq, Kate M Carruthers, Sarah Welch
75+	2:58.48	FLORIDA AQUATIC COMBINED TEAM	03-29-09	Betty S Lorenzi, Nancy N Durstein, Joan K Campbell, Mary C Tusa

Women 200 Y Medley Relay

18+	1:45.34	THE OLYMPIC CLUB	04-24-15	Anna K Senko, Kathleen E McGraw, Katie C Kastes, Kathryn T Murphy
25+	1:45.01	SOUTHERN METHODIST MASTERS	05-04-08	Lia-Genevieve Oberstar-Brown, Katie McClelland, Laura H Holt, Dominique Diezi
35+	1:48.55	COLORADO MASTERS	05-14-06	Sheri Hart, Susan Von Der Lippe, Ellen Campbell, Kathy Garnier
45+	1:52.93	COLORADO MASTERS SWIMMING	05-01-11	Collette H Sappey, Kim Crouch, Susan G Von Der Lippe, Anna T Scott-Kube
55+	2:04.50	PUGET SOUND MASTERS	04-24-15	Zena H Courtney, Linda Chapman, Charlotte M Davis, Mary B Lippold
65+	2:28.14	VIRGINIA MASTERS SWIM TEAM	02-04-17	Marcia L Barry, Barbara E Boslego, Shirley A Loftus-Charley, Kathy Umbdenstock
75+	3:15.12	FLORIDA AQUATIC COMBINED TEAM	03-29-09	Betty S Lorenzi, Sylvia Eisele, Nancy N Durstein, Mary C Tusa

Mixed 200 Y Free Relay

18+	1:24.76	THE OLYMPIC CLUB	05-02-14	Nathan Adrian, Katherine Raatz, Katie C Kastes, Anthony L Ervin
25+	1:28.83	THE OLYMPIC CLUB	04-29-16	Christopher C Burckle, Katie C Kastes, Fiona O'Donnell-McCarthy, Andrew Saeta
35+	1:30.17	ROCKY MOUNTAIN MASTERS	04-25-04	Kathy Garnier, Susan Von Der Lippe, John Smith, Paul Smith
45+	1:34.48	ARIZONA MASTERS	05-04-08	John C Smith, Monica M Bailey, Stephanie S Rollins, Paul L Smith
55+	1:40.97	SARASOTA Y SHARKS	04-13-14	Jack R Groselle, Trip Hedrick, Nancy Kryka, Deanna Doyle
65+	1:53.76	OREGON MASTERS	05-10-09	Joy Ward, Robert S Smith, Barbara Frid, Tom Landis
75+	2:28.52	ARIZONA MASTERS	01-22-17	Al Worth, Kenneth O McKinney, Corinna Goodman, Jill D Fritz
85+	3:26.63	FLORIDA AQUATIC COMBINED TEAM	12-05-15	Betty S Lorenzi, Joan K Campbell, Milan Kutanovski, John E Cornell

Mixed 200 Y Medley Relay				
18+	1:35.89	THE OLYMPIC CLUB	04-30-16	Andrew Saeta, Colin B Babcock, Anna K Senko, Mikkell-Ane Stipe
25+	1:35.20	ARIZONA MASTERS SWIM CLUB	04-26-15	Matt Grevers, Annie Grevers, Tyler DeBerry, Catherine M Vorrasi
35+	1:39.85	COLORADO MASTERS SWIMMING	05-22-10	Sheri L Hart, Matthew S Eisenhuth, Chris O'Sullivan, Collette H Sappey
45+	1:44.02	ARIZONA MASTERS	05-04-08	John C Smith, Glenn D Mills, Stephanie S Rollins, Monica M Bailey
55+	1:52.96	PUGET SOUND MASTERS	04-26-15	Zena H Courtney, Rick Colella, Donald Graham, Charlotte M Davis
65+	2:06.22	SAN DIEGO SWIM MASTERS	05-10-09	Betsy T Jordan, Peter Andersen, Keefe L Lodwig, Jackie M Marr
75+	2:46.58	WALNUT CREEK MASTERS	05-10-09	Donald L Brown, Norman E Stupfel, Joan E Alexander, Donna Monroe
85+	4:39.13	MARYLAND MASTERS	04-15-11	Sarah T Allnutt, Alexander Eremchuk, Doris B Russell, Geoffrey Revett

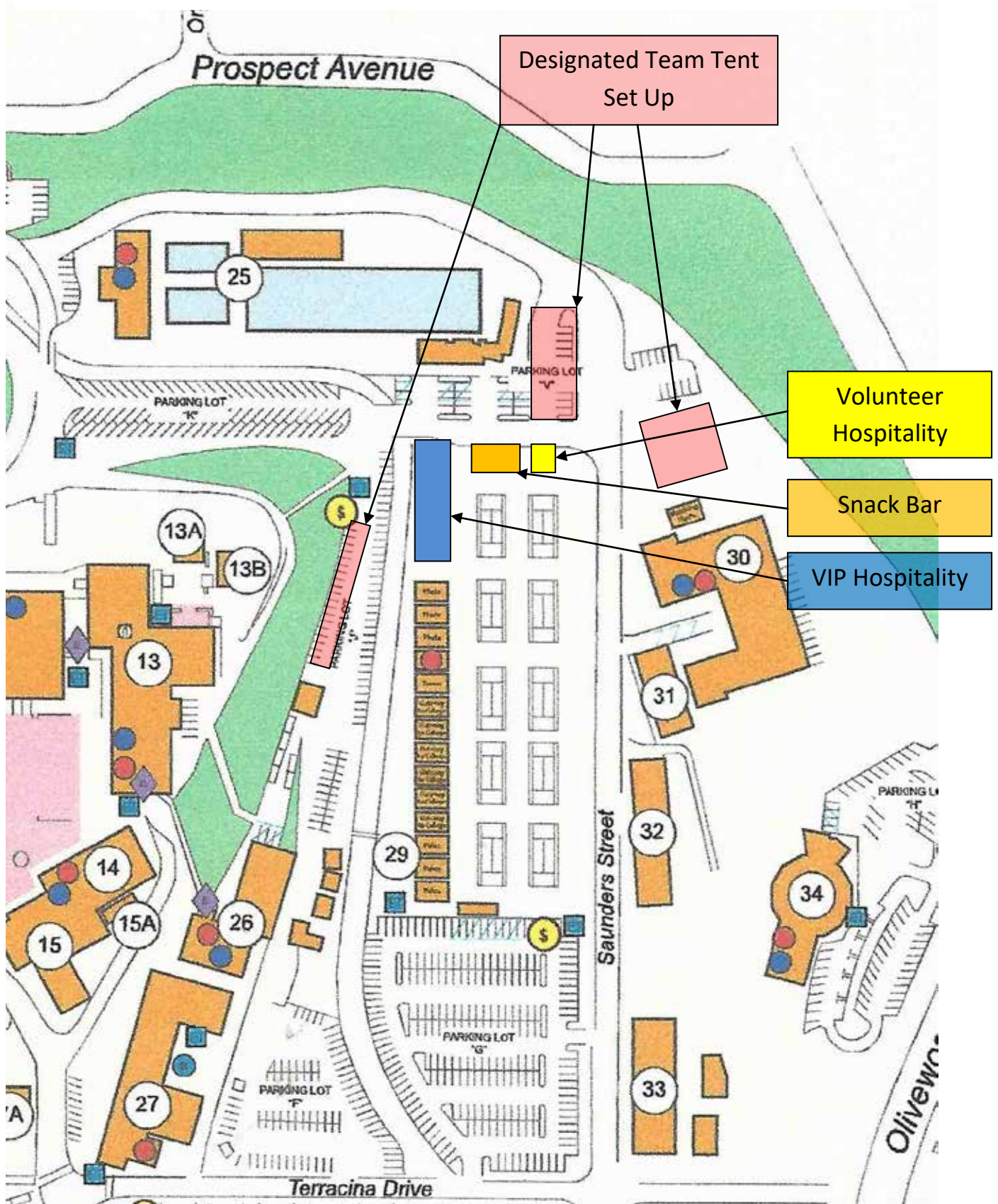


Stater Bros. Markets proudly serving Southern California residents since 1936!



Riverside Aquatic Complex

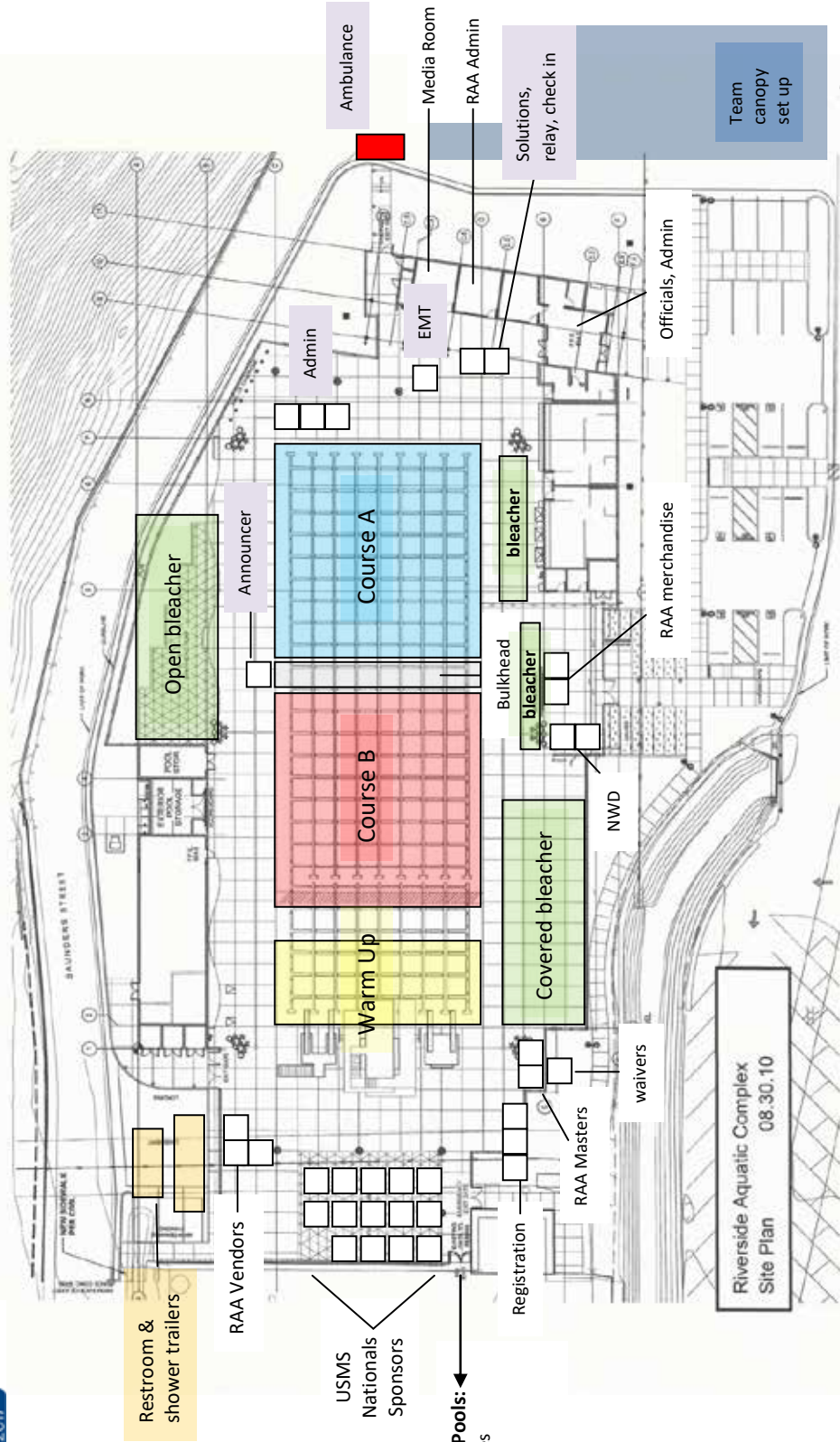
Exterior Set Up Map





2017 Nationwide USMS Spring Nationals April 27-30, 2017 RIVERSIDE AQUATICS COMPLEX

COMPETITION POOL SET UP



- Cutter Warm Up Pools:**
- Rental Canopies
 - Awards
 - Massage

