

U.S. MASTERS SWIMMING
SUMMER
NATIONAL
C H A M P I O N S H I P

Cleveland, Ohio - August 6-9

2015

SPIRE
INSTITUTE



Timeline

Start Times Men	Event	Start Times Women
	Thursday, August 6, 2015	
8:00 a.m.	1-2: 800 freestyle (deck seeded)	10:15 a.m.
12:00 p.m.	3-4: 1500 freestyle (deck seeded)	3:00 p.m.
	<i>Approximate finish time 5:00 p.m.</i>	
	Friday, August 7, 2015	
8:00 a.m.	5-6: 400 IM (deck seeded)	9:45 a.m.
11:00 a.m.	30 minute warm-up in competition pool	11:00 a.m.
11:30 a.m.	7-8: 100 butterfly	12:00 p.m.
12:15 p.m.	9-10: 50 freestyle	12:45 p.m.
1:10 p.m.	11-12: 200 backstroke (deck seeded)	2:20 p.m.
3:15 p.m.	13-14: 100 breaststroke	3:50 p.m.
4:25 p.m.	15-16: 200 freestyle relay	4:45 p.m.
	<i>Approximate finish time 5:15 p.m.</i>	
	Saturday, August 8, 2015	
8:00 a.m.	17: men's 400 freestyle (deck seeded)	
10:10 a.m.	30 minute warm-up in competition pool	10:10 a.m.
10:40 a.m.	19-20: 100 freestyle	11:35 a.m.
12:15 p.m.	21-22: 200 breaststroke (deck seeded)	1:20 p.m.
2:05 p.m.	23-24: 50 backstroke	2:35 p.m.
3:00 p.m.	25-26: 200 butterfly (deck seeded)	3:50 p.m.
4:35 p.m.	27: 200 mixed freestyle relay	4:35 p.m.
5:10 p.m.	29-30: 200 medley relay	5:30 p.m.
	<i>Approximate finish time 6:00 p.m.</i>	
	Sunday, August 9, 2015	
	32: women's 400 freestyle (deck seeded)	8:00 a.m.
9:20 a.m.	30 minute warm-up in competition pool	9:20 a.m.
9:50 a.m.	33: mixed 200 medley relay	9:50 a.m.
10:35 a.m.	35-36: 50 breaststroke	11:00 a.m.
11:15 a.m.	37-38: 100 backstroke	11:50 a.m.
12:20 p.m.	39-40: 200 freestyle (deck seeded)	1:20 p.m.
2:00 p.m.	41-42: 50 butterfly	2:20 p.m.
2:35 p.m.	43-44: 200 IM (deck seeded)	3:30 p.m.
	<i>Approximate finish time 4:15 p.m.</i>	

This timeline is only **a guide** for use in determining the **approximate** start of all events. We may run ahead of or behind the estimate. It is all swimmers' responsibility to get to the pool well before their events and be behind the blocks before their heats start.

All swimmers must check in for all deck-seeded events by the check-in deadlines!

Welcome to

Cleveland, Ohio
and the

2015

U.S. Masters Swimming

Summer National Championship





EVENT MERCHANDISE

Visit the **FINE DESIGNS** merchandise stand in vendor village for Official **2015 U.S. Masters Swimming Summer Nationals** event merchandise. Various items are for sale including t-shirts, sweatshirts, yoga pants, hats, backpacks, shorts, polos, and more!





Greetings Swimmers!

On behalf of the Greater Cleveland Sports Commission, welcome to beautiful SPIRE Institute and the 2015 U.S. Masters Swimming Summer Nationals! We are truly excited about hosting this event here in Northeast Ohio.

Bringing the Summer Nationals to Cleveland not only boosts the local economy, but also showcases what makes our city great: world-class culture and dining, breath-taking natural beauty and passionate sports fans! We invite you to enjoy your time at the event and to experience all that Cleveland has to offer, including the Rock 'n' Roll Hall of Fame and Museum, Playhouse Square, vibrant downtown and unique neighborhoods.

With the help of partners like SPIRE Institute and U.S. Masters Swimming, the Sports Commission continues to fulfill its mission of improving the economy, image and quality of life in Greater Cleveland through attracting and managing large-scale sporting events. In fact, since its re-founding in 2000, the Sports Commission has hosted more than 160 events totaling over \$450 million of economic activity in the region.

We hope you enjoy the world-class facility at SPIRE Institute and wish you the best of luck. We are positive that your experience in Cleveland will be nothing short of remarkable.

Sincerely,

A handwritten signature in black ink, appearing to read "David Gilbert".

David Gilbert
President & CEO
Greater Cleveland Sports Commission



U.S. Masters Swimming Summer Nationals

Wine & Beer Extravaganza

Saturday August 8th – 6:00pm

SPIRE Institute Banquet Facility

5201 Spire Circle, Geneva OH

Geneva, OH is Northeast Ohio's wine country and home to numerous award winning wineries. We invite our swimmers and their families to join us on Saturday August 8th to sample the flavor of Geneva. Four local wineries will be on hand to provide samples of their finest wines. The social will also feature food local to the Northeast Ohio region.

Sample wines from the following wineries-

M Cellars

Kosicek Vineyards

South River Vineyards

The Winery at Spring Hill

Sample craft beer from the following local breweries-

Cellar Rats

Cornerstone Brewery

Tickets are only \$35 and include wine and beer samples, food, and a customized wine glass with the event logo. Tickets can be purchased on-site at the SOLUTIONS DESK.



5201 SPIRE Circle
Geneva, OH 44041
t 440.466.1002 f 440.415.1087
www.spireinstitute.org

August 2015

Dear U.S. Masters Swimmers,

Welcome to SPIRE Institute!

At SPIRE, we take pride in unlocking the full potential of all athletes from youth leagues to Olympians, and embrace all that are interested in strengthening their mind, body, and character. We are truly honored to host the 2015 U.S. Masters Swimming Summer National Championship, and welcome you to enjoy everything SPIRE and our region has to offer.

In conjunction with The Greater Cleveland Sports Commission, SPIRE is excited to bring each and every swimmer a truly memorable experience. In your free time, do not hesitate to explore not only our facilities, but also the surrounding areas.

On behalf of U.S. Masters Swimming, The Greater Cleveland Sports Commission, and SPIRE Institute, we all wish you the best of luck swimming this weekend and congratulate you in advance for your participation.

Please feel welcome to come back and visit us at anytime!

Sincerely,

A handwritten signature in black ink, appearing to read "Ron Clutter", with a long horizontal flourish extending to the right.

Ron Clutter
Founder/CEO
SPIRE Institute

greensboro

NORTH CAROLINA
compete in the center of it all.



The Greensboro Aquatic Center has been the host site for:

- 2015 NCAA Division I Women's Swimming and Diving National Championships
- 2012 U.S. Masters Swimming Spring Nationals
- 2012 U.S. Olympic Trials - Synchronized Swimming
- 2011-2015 U.S. Masters Swimming High Performance Group
- YMCA Short Course Nationals

- ACC Swimming Championships
- USA Swimming Speedo Winter Junior Nationals
- USA Swimming Junior and Senior Sectionals
- USA Synchronized Swimming Junior Olympics Championships
- USA Swimming AT&T Winter Nationals

VisitGreensboroNC.com

2016 Nationwide U.S. Masters Swimming Spring National Championship

April 28-May 1, 2016

Thank you to all our Gold Medal Sponsors

Richard T Abrahams	Shawn M Feather	Connie Lindsey	Nancy J Ridout
Tita W Arnold	Jessica L France	Eve G Maidenberg	Steve W Robling
Joe Aumiller	Frank B Freeman	Deane Malaker	Jeff Roddin
Jeff M Bailey	Kathryn Froehlich	Michael J Malik	Mark S Rubacky
John R Beattie	Isabela C Goldbas	Lucy M Manheim	Lisa L Schoenneman
Shirley Bibles	Mervyn E Goldbas	Doug Martin	Bill Sherman
Laura J Bishop	Harry W Greenfield	Anna Lea Matysek	Linda R Shoenberger
Erika L Braun	Tracy L Grilli	Randy S Mayall	Melinda J Smith
Bill Brenner	Michael D Groaning	Patrick F Mc Bride	Jan Soderstrom
Linda Callaway	Laura L Groselle	Cecilia D Mccloskey	David L Solomon
Joan K Campbell	Ann H Guins	Teresa W McDowell	Allen L Stark
Adrienne Chin-Ogilvie	Barb L Gundred	Chris A McPherson	Karin E Stokes
Christie Ciraulo	Paul A Hafner	George K Mehok	Todd W Stultz
Inge Clark	Dean K Hawks	Bruce E Meintjies	Anthony G Thompson
Becky Cleavenger	Martha J Henderson	Celeste Miller	Ed M Tsuzuki
Jim Clemmons	Marty Hendrick	Patricia M Miller	Eric Valley
Frank J Cody	Marcia M Hill	Jonathan K Montague	Rosa V Ventura
Bob E Couch	Tom Holmberg	Erin C Moro	Kristin R Volz
Zena H Courtney	Yuni Irawan	Steven M Newman	Harold K Wagner
Kysa M Crusco	Kristin N Jaffe	Richard S O'Dell	June E Wagner
Suzanne E Cuda	Katy James	Yoshi Oyakawa	Nancy A Waite
Jay M Definis	Mark A Johnston	Randy J Parker	Stephanie Walsh Beilman
Kurt F Dickson	Roger Kahn	Roger L Parsons	Sue N Watts
David J Diehl	Nancy Kirkpatrick-Reno	Johnnie A Pearson	Linda Webb
Bruce N Diel	Doug J Koehler	Harlan A Pinto	Kimberly E Weber
Glenn S Dixon	Nancy Kryka	John T Pohlmann	Jennifer Weiderman
Benn W Doyle	Linda L Larson	Mary M Pohlmann	Jamie W Wilson
Julie O Eakle	Megan M Lassen	Phyllis E Quinn	Robert W Wright
Pamela M Falcigno	Lawrence B Lee	David M Rader	Charley C Young

Thank you



**Colorado
TIME SYSTEMS®**

A PLAYCORE™ Company

COLORADO TIME SYSTEMS
APPLAUDS ALL OF THE ATHLETES
PARTICIPATING IN
THIS PRESTIGIOUS EVENT.

For over 40 years, Colorado Time Systems has provided premier athletic facilities with platinum quality timing, scoring, and display systems. Make the decision to join the 20,000+ satisfied customers who have chosen Colorado Time Systems.

Contact us today and take advantage of the exclusive discount offered to U.S. Masters Swimming members.

WWW.COLORADOTIME.COM | 800.279.0111



Colorado Time Systems is the
Official Timing Partner of U.S. Masters Swimming.

©2015

Thank you

The Greater Cleveland Sports Commission and the SPIRE Institute would like to thank all of those involved in making the 2015 U.S. Masters Swimming Summer National Championship a success.

The USMS Championship Committee, Liaisons, and Staff—the time and guidance that you provided throughout the planning process leading up to the meet was tremendous. Thank you for your support and guidance.

We extend our gratitude to the Officials who have given their time and expertise to ensure a successful meet.

Thank you to our volunteers who have donated time to play a major role in our meet as timers, marshals, awards assistants, and registration and hospitality volunteers.

To the staff and ambassadors of the SPIRE Institute—thank you for your diligence in the planning and preparation for this meet to ensure that the event runs smoothly.

Thank you to the staff of the Greater Cleveland Sports Commission for bringing this event to Northeast Ohio and ensuring its run successfully.

Thank you to all of the swimmers and their families for choosing to compete at the 2015 USMS Summer Nationals in Northeast Ohio. We are proud of our community and glad you've chosen to join us here for the week.

We're honored to be part of making your meet experience as pleasant and enjoyable as possible.

Best regards,

Two handwritten signatures in black ink. The first signature is on the left and the second is on the right.

Josh Ptak & Matt Sajna
Co-Meet Directors
2015 USMS Summer Nationals

Thank you

Come experience...

the Pacific Northwest Wonderland



2016 USMS Summer Nationals

August 17-21, 2016

Mount Hood Community College
Gresham, Oregon

- Five-day meet format
- SR Smith starting blocks
- Daktronic scoreboard & touchpads
- FINA pool specifications
- Excellent short trips to scenic mountains, lakes, rivers, & waterfalls in the Columbia River Gorge
- Wide lanes - 6.5 feet
- 6 - 15 feet depth



Visit nationals2016.swimoregon.org for more information.

Contents

<i>Time Line</i>	<i>Inside Front Cover</i>
Meet Information	3
Club Roster — Local Clubs	7
Club Roster — Regional Clubs	11
Athlete Roster (by Club)	12
Day 1 — Thursday, August 6	19
Day 2 — Friday, August 7	23
Day 3 — Saturday, August 8	35
Day 4 — Sunday, August 9	49
National Records	62
National Relay Records	66
World Records	68
Facility Map	74
Area Map	78

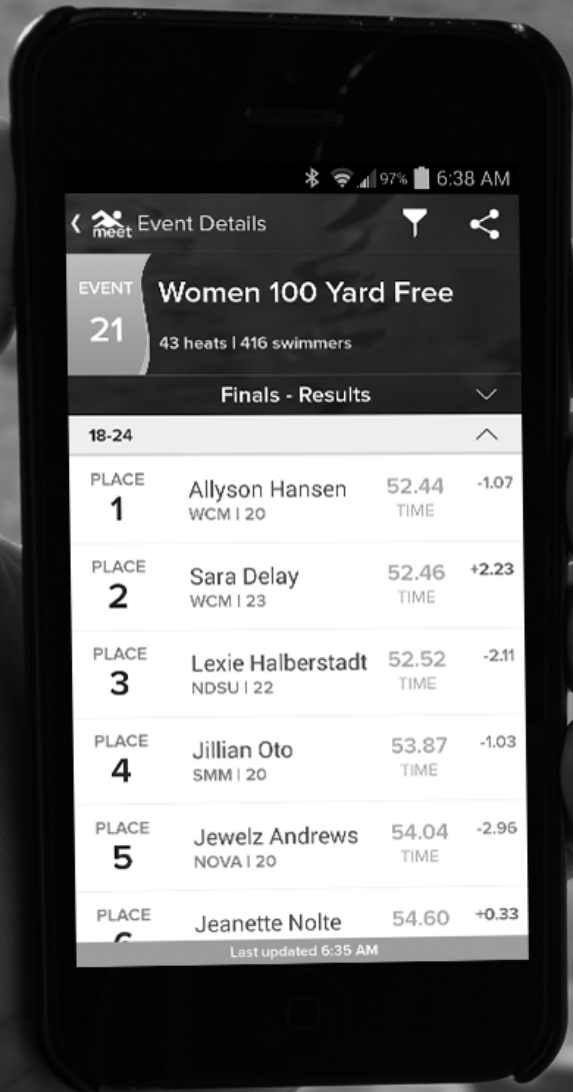
MEET MOBILE

The app loved by over a million swimmers, fans, coaches and meet hosts worldwide.

See what it can do for you...



Visit the iTunes or Google Play store.



Event Details			
EVENT 21 Women 100 Yard Free			
43 heats 416 swimmers			
Finals - Results			
18-24			
PLACE 1	Allyson Hansen WCM 20	52.44 TIME	-1.07
PLACE 2	Sara Delay WCM 23	52.46 TIME	+2.23
PLACE 3	Lexie Halberstadt NDSU 22	52.52 TIME	-2.11
PLACE 4	Jillian Oto SMM 20	53.87 TIME	-1.03
PLACE 5	Jewelz Andrews NOVA 20	54.04 TIME	-2.96
PLACE 6	Jeanette Nolte	54.60	+0.33

Last updated 6:35 AM

ACTIVEHY-TEK™



ACTIVE Network is the Official Technology Partner of U.S. Masters Swimming

www.ACTIVEswim.com

Meet Information

Lane Numbering

If you're standing behind the blocks at the primary start end of the pool, the blocks will be numbered 0 through 9, from right to left. When standing behind the blocks at the far end for the 50s, the blocks will be numbered 0 through 9, from left to right. Please pay attention when you report to your lane. There will be timers to collect and check relay cards, and to assist you onto the blocks if you need assistance. Give your name to the timer to verify that you're in the correct lane and heat.

Flyover Starts

Throughout the meet (with the exception of the 50s, backstroke events, and medley relays), we'll be using flyover starts for both individual events and freestyle relays. This means that when you finish your event, you must hang on the corner of your lane until your heat finishes and the next heat begins. Once the next heat begins you can exit the pool (either from your lane or to a ladder on the side). Please stay off the timing pads.

Seeding

The 50s and 100s have been preseeded, with the oldest age groups first, slowest to fastest within each age group, men and women separate. All 200 and 400 meter events will be deck-seeded, with the oldest age groups first, slowest to fastest within each age group, men and women separate. The 800 and 1500 freestyles will be deck-seeded slowest to fastest by entry time, regardless of age, men and women separate. **Therefore all events 200 meters and longer will be deck-seeded and require positive check-in.** The men's heats will precede women's heats for each event (except the 400 freestyle, which will be on separate days).

Check-in for all 200s, 400s, 800, and 1500

Positive check-in is required for events 200 meters and longer. Check-in can be done in person at the pool or online. Coaches or teammates may check in for those swimmers whose travel plans do not permit check-in by the deadlines. Check-in online at usms.org/comp/lcnats15/heats/checkin.php. Failure to check in will result in the swimmer being scratched from the event and the swimmer will not be permitted to swim that event at another time.

Check-in Times

Positive check-in is required for all events 200 meters and longer. Check-in may be done in person at the registration area or via the Internet at usms.org according to the following schedule:

Date	Event	In-Person Check-in*	Online Check-in*
Thurs., Aug. 6	800 freestyle	Tues. 3–7 p.m.–Thur. by 7 a.m. Tues. 3–7 p.m.–Thur. by 9 a.m.	Tues. 7 a.m.–Thur. by 7 a.m. Tues. 7 a.m.–Thur. by 9 a.m.
Fri., Aug. 7	400 IM 200 backstroke	Tues. 3–7 p.m.–Fri. by 7 a.m. Tues. 3–7 p.m.–Fri. by 9 a.m.	Tues. 7 a.m.–Fri. by 7 a.m. Tues. 7 a.m.–Fri. by 9 a.m.
Sat., Aug 8	400 freestyle (men) 200 breaststroke 200 butterfly	Tues. 3–7 p.m.–Sat. by 7 a.m. Tues. 3–7 p.m.–Sat. by 9 a.m. Tues. 3–7 p.m.–Sat. by 11 a.m.	Tues. 7 a.m.–Sat. by 7 a.m. Tues. 7 a.m.–Sat. by 9 a.m. Tues. 7 a.m.–Sat. by 11 a.m.
Sun., Aug. 9	400 freestyle (women) 200 freestyle 200 IM	Tues. 3–7 p.m.–Sun. by 7 a.m. Tues. 3–7 p.m.–Sun. by 9 a.m. Tues. 3–7 p.m.–Sun. by 11 a.m.	Tues. 7a.m.–Sun. by 7 a.m. Tues. 7 a.m.–Sun. by 9 a.m. Tues. 7 a.m.–Sun. by 11 a.m.

*All times are Eastern Daylight Time

FREE HEALTH INFORMATION FROM ATHLETIC TRAINER

The USMS Sports Medicine and Science Committee booth will be located in the vendor area. Throughout the weekend an athletic trainer will be on hand for a few hours each day to answer basic therapy questions and do swimmer-specific therapy tool demonstrations with rollers, balls, and bands.

M I C H A E L P H E L P S

X P R E S S O

DESIGNED by



- Engineered with Aqua Sphere's exclusive Exo-Core technology
- Manufactured with two proprietary hydrodynamic textiles, ExoFoil and AquaCore
- Bonded seams
- Internal silicone leg grips
- Designed and manufactured in Italy

MPTM
MICHAEL PHELPS

Meet Information

Warm-up Times

The competition pool will be open for warm-up on Weds., Aug. 5, from noon to 7 p.m. On competition days, the competition pool will be open from 6:30 a.m. until 7:50 a.m. and the warm-up pools will be available from 7 a.m. until the conclusion of the final event. The competition pool will also be open for warm-up for 30 minutes following the last heat of the 400 IM and 400 freestyles on Friday, Saturday, and Sunday, respectively. The competition pool will be open for at least 30 minutes following the last event each day. On Thurs., Aug. 6, the competition pool will remain open until 5 p.m. or 30 minutes following the last of the 1500 freestyle, whichever is later.

Warm-up Procedures

Swimmers must enter the pool feet first in a cautious and controlled manner. No diving or backstroke starts will be allowed except in designated sprint lanes. There will be a designated sprint lane in the warm-up pool and diving and backstroke starts will be allowed throughout the meet. Two lanes will be designated as one-way sprint lanes during the pre-meet warm-up session in the competition pool only. Any swimmer who acts in an unsportsmanlike or unsafe manner within the swimming venue may be considered for appropriate action or penalty by the referee (rule 102.13.3). Pull buoys, kickboards, fins, and hand paddles are not allowed in the competition pool or the warm-up pools.

Split Notification

Split requests for records or Top 10 are required for an initial distance of an individual backstroke event. The swimmer is responsible for picking up the Split Notification Form from the administrative official, filling it out and presenting it to the administrative official prior to the swim. A split request for initial distances of all other individual events (excluding individual backstroke events) and for all relay lead-off splits has been submitted on behalf of all swimmers, and swimmers need not submit split requests for those events. Automatic split times will be submitted for USMS Top 10, however automatic split times from individual events will not automatically appear in the USMS event results database. If you would like a split time to be added to the event results database, email your request to webmaster@usms.org.

Time Verification (formerly OVCs)

Swimmers wishing to have times entered into SWIMS (USA Swimming times database) must complete a form at the meet prior to the swim. Contact the administrative official at the meet.

Awards

Medals will be given for first through tenth places in each age group for each event. A U.S. Masters Swimming championship patch will be given to each individual and relay team member for the first event won. Swimmers winning more than one event may purchase additional patches. Unclaimed awards will not be mailed.

Club Scoring

Championship banners will be presented to the top 10 clubs in the local and top 5 clubs regional club divisions. These will be presented at the conclusion of the meet on Sun., August 9.

Online Coverage

Follow the event online at usms.org, on our Facebook page, and on Twitter (follow us @MastersSwimming), where we'll post photos and updates each day.

Heat Sheets & Results Available on Mobile Devices

Use Active Network's Meet Mobile to get heat sheets and instant results on your mobile device. Just download the free Meet Mobile app on iTunes or Google Play on your iPhone, iPad, or Android.

Service Animals

Only service animals will be permitted on deck at the venue; all other animals are prohibited.

Scratches

Any swimmer failing to report to the proper lane in the correct heat of an event will be scratched from that event and will not be permitted to swim that event at another time.

Relay Information

Swimmers and coaches may enter relays until 3:00 p.m. on the day before the relay is scheduled. Each competitor is allowed to swim only one freestyle relay, one medley relay, one mixed freestyle relay, and one mixed medley relay. The entry fee for each relay is \$12 (cash, check, or credit card) payable at the time of entry. Refunds will not be given for duplications and/or scratches, so it's recommended that only club representatives handle relay entries. Relay entries are submitted at the relay desk in the registration area. Each of the four members of the relay team must be registered with the same Masters club and all relay members must have entered the meet and paid the meet surcharge by the individual meet entry deadline (received by July 6, 2015). The relay entry fee is in addition to individual events. Complete relay information is available at the relay desk in the registration area. Relay heat sheets will be posted and relay cards may be picked up on the day of the relay at the relay desk located near registration. Prior to the swimming of the relay, the card must contain the name and age of each swimmer competing in the relay and a clear indication of the lead-off swimmer. Substitution of swimmers is allowed until the relay swim starts. You must enter any changes on the relay card prior to giving the card to the lane timer just before the relay is swum. No changes in age group or seed time are allowed. Any change of swimmers must keep the relay team in the same age group or the relay will be disqualified.

Relay cards will not be checked for mistakes and omissions made by club representatives. Disqualifications resulting from mistakes and omissions shall not be reconsidered. Accuracy and completeness are the responsibility of the coaches and/or swimmers submitting the relay cards.

Relay Submission Deadlines

Thurs., August 6	200 freestyle relay (men and women)	3 p.m.
Fri., August 7	200 mixed freestyle relay 200 medley relay (men and women)	3 p.m.
Sat., August 8	200 mixed medley relay	3 p.m.

ANTHONY ERVIN
OLYMPIC GOLD MEDALIST

think fast.

VAPOR TECHNICAL RACING SUIT

Constructed from premium Italian fabric, the Vapor utilizes hydro-reflective technology to repel water and increase optimal race efficiency.



Available in indigo, red, mint, and black
FINISinc.com

FINIS[®]
simplify swimming

Club Roster – Local Clubs

1	1693	Club Tribe Alumni	45	GMUP	Patriot Masters Swim Team
2	1776	Colonials 1776	46	GOLD	Gold Coast Masters
3	1ST	First State Masters	47	GRAN	Granite Masters
4	AAA	Anne Arundel Amphibians	48	GS	Greenville Splash YMCA Masters
5	ADMS	Adirondack Masters	49	GSM	Garden State Masters
6	AGM	Aquatics of Georgetown Masters	50	GSMS	Grand Strand Masters Swimming
7	AGUA	Asphalt Green Masters	51	GYMS	Greenwood YMCA Masters Swimmin
8	ALEX	Alexandria Masters Swimming	52	HMSA	Hancock Masters Swimming
9	ANBM	Anderson Barracuda Masters	53	HOPK	Hopkins Masters Swimming
10	ANCM	Montgomery Ancient Mariners	54	HUNT	Huntsville Swim Assoc
11	ANS	Asociacion de Natacion La Saba	55	HURY	Hilliard YMCA Hurricanes
12	ARKM	Arkansas Masters	56	INDY	Indy Aquatic Masters
13	AWJ	Atlanta Water Jocks	57	ISWM	Iswim
14	AY	Ashtabula Y	58	JAM	Jersey Area Multisport
15	BCTM	Bearcat Masters	59	JCC	Slc Jcc
16	BERK	Berkeley (Nj) Aquatic Masters	60	JWM	Jersey Wahoos Masters
17	BGSC	Bowling Green Swim Club Master	61	L4S	Lane 4 Swimming
18	BUFF	Buffalo Area Masters Swimming	62	LAPS	Los Angeles Peninsula Swimmers
19	BUMS	Binghamton Univ Masters	63	LIB	Libertyville Masters
20	BWSC	Blue Water Swim Club	64	LND	Liquid N' Durance
21	CAQT	Cleveland Aquatic Team	65	LSLP	Lakeshore Sport & Fitness
22	CHAR	Chartiers Valley Swim Club Inc	66	LSSC	Lake Shore Swim Club
23	CMAS	Christiansburg Blue Fin Master	67	LTAZ	Life Time Swim Arizona
24	COLL	Collingwood Masters Swim Team	68	MACW	Midtown Athletic Club@Windy Hi
25	CON	Concord Masters Swim Team	69	MAM	Manatee Aquatic Masters Inc
26	CONN	Connecticut Masters	70	MARY	Maryland Masters
27	CRCE	El Milenio	71	MEDM	Medina Masters Swim Club
28	CRSC	Charles River Swimming Club, I	72	MELO	Menlo Masters Aka Team Sheeper
29	CSMT	Columbus Sharks Masters	73	METR	Metro Masters Swim Club
30	CVMM	Conejo Valley Multisport Maste	74	MINN	Minnesota Masters Swim Club
31	DAM	Davis Aquatic Masters	75	MOST	Masters of South Texas
32	DAS	Dayton Area Sharks	76	MOVY	Movy Masters
33	DCAC	District Of Columbia Aquatics	77	MTMS	Middle Tennessee U Masters Swi
34	DOC	Doc IU Masters Swimming	78	MTSC	Middle TN Masters Swim Club
35	DRGN	Red Dragon Swimming	79	MUMS	McGill University Masters Swim
36	DRMS	Drew Masters Swimming	80	MVM	Mountain View Masters
37	ETOB	Etobicoke Olympium Masters AC	81	MVN	Mission Viejo Masters
38	FAST	Fort Worth Area Swim Team	82	MWA	Midtown Weston Aquatics
39	FINS	Fins Aquatics Club	83	NAM	New Albany Aquatics Club
40	FLA	Florida League Of Aquatics	84	NASH	Nashville Aquatic Club Masters
41	FLOW	Flathead Lake Open Water Swimm	85	NAST	Noblesville Adult Swim Team
42	FTYM	Trillium Y Masters Swim Club	86	NICK	Nickel City Splash Swim Team
43	GCPS	Gulf Coast Pirate Swimmers	87	NITR	Nitro Swimming
44	GERM	Germantown Maryland Masters	88	NOVA	Novaquatics Masters



You Work Hard for a
GREAT BODY...

You Don't Have to Work Hard for
GREAT HAIR AND SKIN



Malibu C is the Pioneer and Leader of the
Wellness Movement for Swimmers' HAIR and SKIN

— In Salons, Swim Shops and Tri Shops Since 1985 —



Cassidy Krug
Olympic Springboard Diver

According to Karie Bennett, owner of Atelier Salon and Spa in San Jose, California: "Cassidy had never known her hair without that chlorine sheen, which made me think about giving her the Malibu MakeOver. When she touched her chlorine-free hair for the first time, it felt like a whole new head of hair!"

Reprinted with the permission of MODERN SALON Media, June 2013. Photo by Paul Ferradas.

100% VEGAN & Free of: Gluten, Parabens and Sulfate Surfactants

www.MalibuC.com | 1.800.622.7332

Club Roster – Local Clubs

89	NS	No Stars	133	TERR	Umac-Terrapin Masters
90	NT	North Toronto Masters SC	134	TOC	The Olympic Club
91	O*H*	O*H*I*O Masters Swim Club	135	TPIT	Team Pittsburgh Masters
92	OHSP	Ohio Splash	136	TTEX	TeamTexas Masters
93	OKMS	Oklahoma Masters Swim Club	137	TXLA	Longhorn Aquatics
94	OSH	Oshawa Aquatic Club	138	UAR	Up and Running Swim and Tri
95	OUMS	Ohio University Masters Swim T	139	UC06	Uc06
96	PAA	Peddie Aquatic Association	140	UC07	Uc07
97	PALM	Palmetto Masters	141	UC08	Uc08
98	PBM	Palm Beach Masters	142	UC10	Uc10
99	PCCM	Peninsula Community Center Mas	143	UC11	Uc11
100	POWM	Peluso Open Water Masters	144	UC13	Uc13
101	PRTR	PR Tri Team	145	UC14	Uc14
102	PTMS	PT Masters	146	UC17	Uc17
103	RAM	Rockwall Aquatics Masters	147	UC18	Uc18
104	RHMS	Rolling Hills Mud Sharks	148	UC21	Uc21
105	RICE	Rice Aquatic Masters	149	UC27	Uc27
106	RMST	Reston Masters Swim Team	150	UC30	Uc30
107	ROCH	Rochester Area Masters Swimmin	151	UC32	Uc32
108	ROSE	Rose Bowl Masters	152	UC33	Uc33
109	SAWS	Sawtooth Masters	153	UC34	Uc34
110	SC	Swim Cleveland	154	UC38	Uc38
111	SCAQ	Southern California Aquatic Ma	155	UC41	Uc41
112	SCHH	Sun City Hilton Head Masters	156	UC50	Uc50
113	SCSC	Santa Clara Swim Club Masters	157	UC55	Uc55
114	SDSM	San Diego Swim Masters	158	UCLA	UCLA Bruin Masters
115	SEAM	Saint Edward's Aquatics Master	159	UHM	University of Hawaii Masters
116	SFTL	Swim Fort Lauderdale	160	UNAB	Unattached Alberta
117	SFY	Stephens Family YMCA	161	USF	University of San Francisco Ma
118	SHSH	Shaker Swimming	162	VCM	Ventura County Masters
119	SKAN	Skaneateles Masters	163	VIC	Victoria Masters Swim Club
120	SLAM	St. Louis Area Masters	164	VMST	Virginia Masters Swim Team
121	SNM	Sierra Nevada Masters	165	WAVA	Warrenton Masters Swim Team
122	SOFL	South Florida Aquatic Club	166	WCM	Walnut Creek Masters
123	SPM	St Pete Masters Inc	167	WHA	What
124	STAN	Stanford Masters Swimming	168	WM	Westchester Masters
125	SWED	Galter Swedish Fish Masters	169	WMST	Woodlands Masters Swim Team
126	SWHM	Swim With Heart Masters	170	WOW	Wahoos of Wellington Masters
127	SWM	South West Aquatic Masters	171	WSMC	Wellness Masters Swim Club
128	SWST	SwimStrong	172	YCFM	Central Florida Y Masters
129	SYSM	Sarasota Y Sharks	173	YWMA	Ywca Masters of Adams County
130	T2NM	T2 Naples Masters			
131	TAM	Tamalpais Aquatic Masters			
132	TAOS	Taos Masters Swimming			

TOGETHER, WE HELP EACH OTHER DO MORE.

Nationwide® is proud to partner with U.S. Masters Swimming.

You wouldn't be involved with U.S. Masters Swimming if you weren't passionate about being part of a group that shares your values, but that's not the only reason you're proud of being a member. U.S. Masters Swimming also believes in the importance of philanthropy and in playing an active role in your community. Nationwide shares these values, too, and that's why our partnership works.

**To learn more about our partnership, call 1-866-238-1426
or visit nationwide.com/USMS.**



Nationwide may make a financial contribution to this organization in return for the opportunity to market products and services to its members or customers. Products Underwritten by Nationwide Mutual Insurance Company and Affiliated Companies, Columbus, OH 43215. Not all Nationwide affiliated companies are mutual companies, and not all Nationwide members are insured by a mutual company. Subject to underwriting guidelines, review, and approval. Nationwide and the Nationwide N and Eagle design are service marks of Nationwide Mutual Insurance Company.
©2015 Nationwide Mutual Insurance Company. AF0-0576A01 (3/15)

Club Roster – Regional Clubs

1	AKMS	Alaska Masters Swim Club	11	NEM	New England Masters Swim Club
2	ARIZ	Arizona Masters Swim Club Inc	12	NIAG	Niagara District Masters
3	CMS	Colorado Masters Swimming	13	NMMS	New Mexico Masters Swimming
4	FACT	Florida Aquatic Combined Team	14	OREG	Oregon Masters
5	GAJA	Georgia Masters	15	PSM	Puget Sound Masters
6	HMS	Hydropower Masters Swim Club	16	SKY	Swim Kentucky Masters
7	IAMA	Iowa Masters	17	SMS	Southern Masters Swimmers
8	IM	Illinois Masters	18	SWOM	Southwest Ohio Masters
9	MICH	Michigan Masters	19	UTAH	Swim Utah
10	NCMS	North Carolina Masters Swimmin	20	WMAC	Wisconsin Masters Aquatic Club



clevelandsports.org

GREATER CLEVELAND
SPORTS
COMMISSION

  facebook.com/clesports
[@clesports](https://twitter.com/clesports)

Text
"SPORTS" to
95323 to join GCSC
Mobile Alerts Program
For Terms & Conditions, visit clevelandsports.org/mobile-terms

Athlete Roster – by Club

Name	Age	Name	Age	Name	Age	Name	Age
Adirondack Masters		Total: 2		Total: 2		Woods, Tina N	W58
Quinn, Patrick J	M84	Atlanta Water Jocks		Buffalo Area Masters Swimming		Total: 13	
Total: 1		Bergstrom, Rod	M60	Rozsa, Jesse L	M23	Colorado Masters Swimming	
Alaska Masters Swim Club		Chia, Nei-Kuan	M38	Sordo, Dianna L	W49	Abrahams, Richard T	M70
Billings, Raymond	M50	Total: 2		Total: 2		Arthur Sanchez, Melissa	W44
Collier, Scott J	M61	Bearcat Masters		Central Florida Y Masters		Batchelder, John R	M34
Hamilton, Raymond H	M72	Craffey, Joan P	W62	Beattie, Jeff	M53	Ganiyev, Doston	M28
Total: 3		Merena, Elizabeth J	W63	Beattie, John R	M54	Grotke, Greg	M47
Alexandria Masters Swimming		Zhai, Eric	M34	Freeman, Matt	M55	Jay, Howard	M59
Harris, Mark E	M53	Total: 3		Hynes, Brodie	M41	Louie, Jamie	M58
Jakubchak, Lindsey N	W33	Berkeley (Nj) Aquatic Masters		Jones, Eney	W55	McCormick, Paul	M68
Miller, Alaina	W33	Fallon, Bill	M52	Kroupa, Andy S	M46	Meyer, Andrea	W52
Taylor, Tim	M28	Total: 1		Total: 6		Molnar, Ronald A	M73
Total: 4		Binghamton Univ Masters		Charles River Swimming Club, I		Petersen, Craig	M55
Anderson Barracuda Masters		Andrews, Nathan R	M40	Marques, Andrea A	W48	Roush, Stephen P	M53
Rokich, Karen A	W56	Barr, Mary L	W52	Total: 1		Scott, Greg C	M56
Total: 1		Beckwith, Caitlin H	W29	Chartiers Valley Swim Club Inc		Sheldon, Paul	M45
Anne Arundel Amphibians		Belva, Carol W	W60	Biernacki, Kristie R	W38	Total: 14	
Carnes, Jason R	M34	Bishop, Christopher R	M43	Caves, Judy F	W55	Columbus Sharks Masters	
Total: 1		Bishop, Laura J	W43	Total: 2		Conn, Christopher	M67
Aquatics of Georgetown Masters		Brown, Adrienne F	W27	Christiansburg Blue Fin Master		Ellawadi, Allison B	W37
Bibles, Shirley	W53	Caudrillier, Francois J	M53	Bricken, Susan W	W72	Keyser, David	M48
Feather, Shawn M	W54	Chaffee, Amy J	W52	Total: 1		Martin, Bo	M55
Total: 2		Fedorchak, Mark	M28	Cleveland Aquatic Team		McLeod, Mark A	M56
Arizona Masters Swim Club Inc		Kille, Kelsey M	W19	Bush, Amy M	W35	Paige, Bruce P	M39
Dawson-Cook, Susan E	W52	Kim, Eileen J	W23	Shedlow, Dee	W50	Ritter, Adam J	M30
Dickson, Kurt F	M48	Kornblatt, Daniel S	M66	Stebel, Thomas W	M53	Ritter, James H	M59
Hafner, Paul A	M55	Kristek, Steven M	M57	Valentic, Kristina	W25	Ritter, Susan M	W58
James, Katy	W60	Marchant, Ryan A	M26	Total: 4		Total: 9	
Vargas, Daniel	M55	Mayall, Randy S	M49	Club Tribe Alumni		Concord Masters Swim Team	
Vorrasi, Catherine M	W32	Meade, Tom J	M68	Ahlgren, Kyle R	M40	Corporon, Nicole A	W31
Total: 6		Munson, Arthur L	M62	Williams, Rich	M40	Total: 1	
Arkansas Masters		Pot, Eugene T	M65	Total: 2		Conejo Valley Multisport Maste	
Golden, Larry	M55	Randesi, David J	M53	Collingwood Masters Swim Team		Boosin, Michael J	M49
Martin, Doug	M62	Schaefer, Andrew F	M32	Bauer, Don	M52	Buckley, Mark	M62
Schwartz, Marvin B	M67	Schueckler, Leslie	W60	Total: 1		Cleavenger, Becky	W52
Strauss, Trip	M57	Smith, Rebecca L	W38	Colonials 1776		Freeman, Frank B	M70
Total: 4		Tourtual, Dorothy M	W64	Amundsen, Joseph S	M70	Karren, Kelly S	M42
Ashtabula Y		Wells, Geoff	M33	Bright, Janet H	W60	Kirkpatrick-Reno, Nancy	W60
D'Arcy, Beth	W51	Werner, David F	M37	Dougherty, Stephen P	M64	Koehler, Doug J	M49
Schiff, Linda	W56	Total: 26		Hug, Laurie	W50	Schoenneman, Lisa L	W53
Total: 2		Blue Water Swim Club		Jones, Robert B	M64	Wall, Chris L	M53
Asociacion de Natacion La Saba		Kasemsarn, Richard	M45	Martin, Michael P	M55	Weiderman, Jennifer	W49
Sandi, Gustavo	M43	Rogers, Julie E	W48	Mccloskey, Cecilia D	W65	Total: 10	
Total: 1		Wuchte, Mathew S	M45	Saucy, Stephanie A	W52	Connecticut Masters	
Asphalt Green Masters		Total: 3		Schroeder, Christine M	W66	Duguay, Robert E	M30
Shechter, Stanley J	M83	Bowling Green Swim Club Master		Thornton, James	M63	Gordon, Matthew H	M52
Young, Charley C	W28	Kemp, Jessica	W37	Walsh Beilman, Stephanie	W66	Sega, Ally	W42
		Langendorfer, Stephen J	M65	Watts, Sue N	W61	Total: 3	

Name	Age	Name	Age	Name	Age	Name	Age
Davis Aquatic Masters		Total: 23		Total: 13		Hancock Masters Swimming	
Roper, Matthew D	M34	Etobicoke Olympium Masters AC		Georgia Masters		Holbrook, Kathryn	W27
Total: 1		Coombs, Colin S	M25	Combs, Larry	M76	Total: 1	
Dayton Area Sharks		Monne, John N	M85	Countryman, Marianne	W51	Hilliard YMCA Hurricanes	
Hardwick, David M	M64	Watt, Lindsay	W29	Grotke, Bette B	W71	Downey, James E	M55
Helt, Jaclyn M	W37	Total: 3		Hildebrandt, David C	M60	Steynberg, Andre P	M59
Hill, Jason M	M36	Fins Aquatics Club		Miller, David W	M75	Total: 2	
Pujalet-Devitt, Michele M	W58	Colella, Mariel	W30	Vazquez, Maria E	W50	Hopkins Masters Swimming	
Sanchez, Greg	M38	Hersh, David M	M34	Watson, Lisa L	W61	Anderson, Joseph M	M30
Turner, Todd J	M41	Limouze, Thomas C	M31	Total: 7		Total: 1	
Weber, Matthew J	M36	Total: 3		Germantown Maryland Masters		Huntsville Swim Assoc	
Total: 7		First State Masters		Clark, Kempsey	M25	Butler, Mike D	M55
District Of Columbia Aquatics		Osborn, Anne E	W30	Sippel, Ashley	W25	Total: 1	
Stakem, Meredith A	W34	Total: 1		Tomson, Farol L	M44	Hydropower Masters Swim Club	
Total: 1		Flathead Lake Open Water Swimm		Wright, Stephen G	M66	Krauser, Larry B	M62
Doc IU Masters Swimming		Johnston, Mark A	M55	Wunderlich, Karl E	M50	Total: 1	
Gifford, Kathy M	W55	Total: 1		Total: 5		Illinois Masters	
Schickore, Jutta	W51	Florida Aquatic Combined Team		Gold Coast Masters		Anderson, John H	M65
Stager, Joel M	M63	Campbell, Joan K	W85	Cavanaugh, Cav	M80	Anderson, Mark J	M62
Stager, Nan H	W60	Henderson, Martha J	W79	Cavanaugh, Debbie D	W57	Bicek, Adrienne L	W24
Wright, Robert E	M61	Howard, Deborah C	W56	Childs, Lee	M67	Blumenthal, Jeffrey S	M61
Total: 5		McNulty, Barbara A	W58	Delong, Gerry G	M72	Brandt, Mark W	M49
Drew Masters Swimming		Schenk, Martin P	M73	Dobler, Wally E	M81	Bruce, Madeline J	W21
Materniak, Eric R	M24	Total: 5		Hammerstrom, John G	M67	Chiu, Eric K	M25
Total: 1		Florida League Of Aquatics		McDonnell, Peggy H	W60	Clark, Inge	W45
El Milenio		Meintjies, Bruce E	M74	Moreno, Al	M57	Colteu, Claudiu	M42
Aguilar, Giampiero	M36	Total: 1		Rolston, Howard	M75	Darling, Karen M	W40
Alfaro, Javier	M50	Fort Worth Area Swim Team		Schmidt, George L	M65	Davidson, Craig	M60
Bolaños, Fderico	M49	Neville, Richard	M59	Wiedamann, Karl E	M77	Davidson, Nancy	W50
Brenes, Marco	M44	Total: 1		Winokur, Eliot	M71	Del Greco, Jane B	W59
Cabada, Maria	W52	Galter Swedish Fish Masters		Total: 12		Dillmann, Liz J	W50
Calderon, Karen	W27	Cordero, Billy	M48	Grand Strand Masters Swimming		Froehlich, Kathryn	W53
Carnevale, Cecilia	W41	Holck, Andy	M43	List, Robert W	M70	Gibson, Dave	M55
Carnevale, Gabriel	M48	Total: 2		Total: 1		Grotke, Kevin A	M43
Flores, Gabriela	W22	Garden State Masters		Granite Masters		Holmberg, Tom	M57
Flores, Sara	W25	Alexander, Richard J	M71	Rutledge, Mike	M45	Howland, Heather A	W35
Hernandez, Josephine	W53	Doyle, Benn W	M57	St. Jules, Andrea	W25	Jenkins, Timothy J	M54
Laporte, Guillermo	M36	Ewing, Greg	M26	Togias, Anna	W30	Robie, Jane M	W57
Mauri, Carolina	W46	Ewing, Kevin H	M21	Total: 3		Robie, Michael H	M55
Monge, Martha	W44	Ewing, Naomi T	W59	Greenville Splash YMCA Masters		Ruderman, Richard	M57
Mora, Eduardo	M37	Niemi, Ken	M60	Panayotoff, Kristi M	W67	Seibt, Andreas K	M57
Navarro, Jeiko	M41	Ryan, James	M63	Total: 1		Seybold, Harvey G	M61
Poll, Claudia	W43	Tsuzuki, Ed M	M57	Greenwood YMCA Masters Swimm		Sims, David E	M53
Robert, Michelle	W46	Tsuzuki, Joy	W85	DiBenedetto, Robert J	M52	Stratton, Christine	W57
Rodriguez, Jose Ignacio	M38	Tsuzuki, Mayo	W52	Zeller, Timothy A	M37	Tuchler, David	M57
Segnini, Natalia	W34	Volker, Jens	M50	Total: 2		Tuchler, Jim	M50
Suarez, Laura	W21	Wallace, Richard J	M68	Gulf Coast Pirate Swimmers		Zahorik, Barbara T	W51
Tarafa, Miguel	M51	Yeomans, Scott	M51	Stone, Marjorie	W92	Total: 30	
Zuñiga, Johnny	M36			Total: 1		Indy Aquatic Masters	

Athlete Roster – by Club

Name	Age	Name	Age	Name	Age	Name	Age
Indy Aquatic Masters		Stow, Meredith A	W37	Pinto, Harlan A	M58	Nathan, Anna J	W34
Carlson, Megan M	W31	Williams, Susan O	W49	Total: 1		Nathan, Laura B	W67
Catlin, Andrew H	M27	Total: 3		Metro Masters Swim Club		Olson, Chuck A	M65
Cummings, Brian A	M56	Libertyville Masters		Laduzinski, Steven M	M46	Papa, Ryan	M39
Dolence, Mike	M43	Keil, Todd A	M60	Total: 1		Parker, Randy J	M61
Forst, Jeremy S	M37	Total: 1		Michigan Masters		Petonic, Fran	W45
Gettelfinger, Cheryl M	W58	Life Time Swim Arizona		Amelon, Mitzi C	W52	Pogue, Jim H	M55
Gregory, Ellen D	W51	Blankenship, Kristin M	W46	Anderson, Tony M	M52	Reichenbach, Marilyn	W60
Groaning, Michael D	M44	Lantz, Lisa	W35	Arneson, Gaard	M67	Richardson, Lindsay	W35
Hawks, Dean K	M63	Total: 2		Aumiller, Joe	M58	Riggs, Jonathan D	M58
Hicks, Kathryn E	W35	Liquid N' Durance		Bailey, Jeff M	M48	Rutkowski, Tyler E	M23
Jackson, Molly	W33	Krebs, Aimee	W50	Brown, Denise H	W56	Shaffer, Karl E	M56
Jerden, Alex D	M28	Total: 1		Browning, Casey R	M27	Sherman, Matt J	M39
Marvin, Linda L	W42	Longhorn Aquatics		Bryant, Joseph G	M52	St. Germain, Eric M	M53
Rouch, Stephen T	M35	Archer, Branch T	M56	Butler, Pat M	W78	Steed, Chad L	M44
Uppfalt, Katie	W24	Ditzler, Kristy	W51	Carr, Stacie R	W28	Steil, Tamara R	W61
Walker, Robin	W60	Hilpert, Bess	W60	Cassidy, John M	M51	Stein, Jim	M63
Total: 16		Vandam, David K	M60	Charlton, Allan	M78	Sturdy, Patrick R	M46
Iowa Masters		Total: 4		Cody, Frank J	M75	Szymczak, Wendy	W57
Bennett, Dennis	M49	Los Angeles Peninsula Swimmers		Convis Buck, Corrin C	W51	Thompson, Frank L	M64
Total: 1		Van Nort, Steven	M64	Dale, Michael M	M39	Toth, Dennis J	M60
Iswim		Willis, Gregory B	M67	Deptula, Chris	M26	Vandekerckhove, Ron F	M48
DeLion, Jacob	M29	Total: 2		Diedo, Maddie	W57	Vanderkaay, Christian	M33
Julian, Steve G	M53	Manatee Aquatic Masters Inc		Dixon, Lou Ann	W48	Weiss, Patrick J	M56
Lapinskas, Christina	W30	Clemmons, Jim	M65	Doak, Kevin	M34	West, Matthew R	M40
Lee, Maeve	W19	Maidenberg, Eve G	W39	Dombkowski, Susan E	W49	Wortman, Jennifer L	W32
Marquet, Bryan D	M22	Total: 2		Eastridge, Joannie W	W61	Wyncott, April F	W57
Sitarz, Rachel A	W31	Maryland Masters		Forgione, David J	M61	Total: 71	
Taylor, Tori	W23	Frentsos, Jerome A	M50	Fort, Robert L	M57	Middle Tennessee U Masters Swi	
Total: 7		Total: 1		Gallardo, Katrina L	W35	King, Sarah C	W32
Jersey Area Multisport		Masters of South Texas		Gogola, Laura J	W79	Richardson, Billie C	W44
Chebotarev, Oleg	M47	Callahan, Patrick	M40	Grebe, Suzanne	W54	Total: 2	
Hubert, Craig	M51	Callaway, Linda	W62	Guthrie, Sally K	W65	Middle TN Masters Swim Club	
Monaghan, Ann S	W49	Cuda, Suzanne E	W55	Harris, Susan	W50	Thain, Doug A	M55
Total: 3		Eakle, Julie O	W55	Heaney, Steven	M52	Total: 1	
Jersey Wahoos Masters		Lindsey, Connie	W63	Kennedy, Jeremy C	M38	Midtown Athletic Club@Windy Hi	
Burris, William G	M33	Total: 5		Kowalske, Karl R	M35	Montague, Jonathan K	M46
Pannepacker, Josh M	M32	McGill University Masters Swim		Kowalske, Megan L	W33	Total: 1	
Total: 2		Campbell, Jennifer	W40	Ksebati, Fares	M24	Midtown Weston Aquatics	
Lake Shore Swim Club		Total: 1		Lindley, Sarah	W42	Cabrera, Maria A	W24
Bartek, Mary C	W51	Medina Masters Swim Club		Lokensgard, Erik	M73	Reyes, Nicolas H	M21
Deane, Rusty	M45	Hassan, Amro A	M56	Macdonald, Dan C	M57	Total: 2	
Roark, Adam L	M27	Hausen, David S	M39	MacKenzie, Muffy	W52	Minnesota Masters Swim Club	
Total: 3		Rognlien Paumier, Marnie	W30	Mammo, Ken	M52	Anderson, Marc S	M66
Lakeshore Sport & Fitness		Semus, Joe	M44	Mange, David P	M60	Brenton, Ken R	M56
Malas, Bryan	M48	Starling, Beth A	W36	Martin, Ray G	M78	Fine, Gary M	M65
Total: 1		Total: 5		Mehnert, Erich C	M67	France, Jessica L	W39
Lane 4 Swimming		Menlo Masters Aka Team Sheep		Meyer, Alexander	M37	Kochendorfer, James L	M55
Conze, Margaret G	W44			Milliken, Kathleen	W38	Larsen, Babs H	W68
				Mueting, Mary E	W50	Nielsen, Charles D	M70

Name	Age	Name	Age	Name	Age	Name	Age
Total: 7		Purdie, James L	M63	Maydak, Jeffrey M	M42	Ellek, Michael J	M34
Mission Viejo Masters		Wagner, Harold K	M50	Sikich, Christopher P	M37	Emery, Jonathan D	M49
Hale, Art	M73	Total: 12		Smardo, Frank J	M40	Feldkircher, Mary C	W55
Total: 1		New England Masters Swim Club		Total: 5		Fitzmaurice, Debbie	W41
Montgomery Ancient Mariners		Atkinson, Karen E	W40	North Carolina Masters Swimmin		Geiger, Phil J	M56
Feinstein, John	M60	Broglio, Mike	M44	Amick, Beverly O	W61	Gentile, Earl T	M50
Roddin, Jeffrey H	M46	Coupe, George J	M75	Braun, Erika L	W43	Gerding, Alan L	M35
Roddin, Julie	W39	Crusco, Kysa M	W39	Dallamura, Scott J	M37	Gerhardt, Mario	M75
Total: 3		Dennison, Laura M	W31	Diel, Bruce N	M67	Grassell, Duane V	M58
Mountain View Masters		Fisher, J Kevin	M60	Fenstermacher, Jim S	M52	Greenfield, Harry W	M70
Samoilov, Arkadii V	M50	Fuerman, Ross	M62	Field, David W	M36	Hall, Sid	M80
Total: 1		Gambrel, Patrick A	M61	Lee, Lawrence B	M47	Heuman, Linda M	W56
Movy Masters		Grilli, Tracy L	W58	Lindauer, Kerry	W41	Hoopingarner, John	M61
Baleka, Siphwe K	M44	Hutchings, Dick	M74	Miller, Jamie A	M61	Jacobs, Steven R	M26
Bisogno, Laurie R	W63	Keil, Mark A	M62	Moore, John	M53	Jaroch, Matthew	M46
Dixon, Glenn S	M51	Kolb, Karl A	M54	Ritter, Chris	M31	Kazmaier, Karl H	M60
Miller, Brent D	M56	Leake, Michael	M37	Robling, Steve W	M45	Lawrence, Melanie A	W42
Musser, Seth D	M23	Paul, David L	M34	Rubacky, Mark S	M46	Learmonth, William R	M76
O'Dell, Richard S	M38	Phillips, Tom	M41	Sauter, Trace U	M27	Lemke, Dieter	M59
Peavey, Griffin D	M23	Plencner, Bob R	M63	Stringer, Jennifer	W39	Leppo, Glenn	M51
Sherman, Bill	M57	Spence, Denise	W56	Stringer, Sean	M40	Malaker, Deane	M83
Stephenson, Kyle	M55	Stokes, Karin E	W54	Uhl, Alicia K	W38	March, Ed	M69
Stephenson, Natalie	W54	Szekely, Ildiko	W36	White, Tim	M60	Marshfield, Ann K	W57
Thompson, Anthony G	M51	Williams, Melinda B	W34	Wolff, Celia	W49	Marshfield, Mark J	M57
Valley, Eric	M54	Total: 20		Woody, Kevin	M52	Marshfield, Peter Z	M25
Wright, Robert W	M65	New Mexico Masters Swimming		Total: 20		Martin, Paul M	M71
Total: 13		Schneider, Michael C	M49	North Toronto Masters SC		McCardle, Kevin T	M60
Nashville Aquatic Club Masters		Uhl, Mary A	W50	Braaksma, Harry H	M76	McDonald, Robert G	M66
Cooper, Melissa L	W23	Total: 2		Dada, Alejandro	M35	McGovern, Anne L	W68
Erickson, Martha	W64	Niagara District Masters		Total: 2		Medici, John C	M77
Fuenmayor, Jose	M71	Kysor, Stefanena D	W87	Novaquatics Masters		Meyer, Gerald H	M71
Hazen, John	M65	Ryan, Wendy	W58	Benner, Tord E	M56	Miller, Ryan	M24
Ladd, Laura M	W48	Simm, John P	M60	Total: 1		Norton, Judith H	W58
Lenard, Walt	M78	Skomra, Kim C	W55	O*H*I*O Masters Swim Club		Oyakawa, Yoshi	M82
McPherson, Chris A	W48	Walters, Dan M	M70	Allen, Bruce C	M68	Philipson, Elliot H	M67
Morse, Celia B	W54	Total: 5		Arsham, Neal D	M60	Pophal, Joe J	M49
Whitney, Ashley A	W36	Nickel City Splash Swim Team		Banning, Jennifer	W44	Porter, Elizabeth W	W50
Total: 9		Winter, Daniel J	M63	Beatty, Chuck	M56	Rinaldi, Ronald J	M64
New Albany Aquatics Club		Total: 1		Bergsman, Jamie L	W24	Rohr, Chad J	M41
DeVennish, Arthur H	M32	Nitro Swimming		Braniecki, Ashley L	W30	Russ, Betty J	W88
DeVennish, Edward B	M70	Irawan, Yuni	W52	Britton, Gloria C	W63	Simmons, Paul M	M63
DeVennish, Elaine H	W67	Scott, Celia L	W32	Campbell, Jason A	M42	Sincel, Joseph A	M20
Fisher, Dennis E	M56	Total: 2		Chisholm, Dick	M81	Skoch, Coralee C	W31
Guist, Quinn P	M50	No Stars		Cox, Daniel P	M55	Smith, Melinda J	W63
Lehr, Gunner F	M43	Kukharskyi, Sergii	M26	Daily, John R	M88	Smith, Melissa A	W48
Miller, Joshua S	M30	Total: 1		Definis, Jay M	M56	Terkel, Lawrence A	M68
Morris, Richard L	M51	Noblesville Adult Swim Team		Douglass, Marilyn	W66	Turner, Lisa M	W58
Nance, Chad A	M43	Crutchfield, Randy L	M57	Douglass, Nick	M66	Turocy, Gregory	M52
Plotz-Saribalas, Amy M	W43	Holove, Victor R	M55	Easton, Luise E	W77	Van Dijk, Peter	M86
				Echeverria, Fernan V	M50	Verry, Josselyn	W24
						Vinton, Rich	M60

Athlete Roster – by Club

Name	Age	Name	Age	Name	Age	Name	Age
O*H*I*O Masters Swim Club		Total: 2		Sickenberger, William L	M81	Sarasota Y Sharks	
Waite, Nancy A	W81	Peluso Open Water Masters		Spaulding, Kathy M	W68	Bennett, Ellen K	W52
Wasserman, Neil R	M60	Bontrager, Seth A	M34	Total: 20		Brenner, Bill	M57
Webb, Douglas J	M45	Total: 1		Rice Aquatic Masters		Butcher, Rob	M43
Wells, Elizabeth J	W32	Peninsula Community Center Mas		Clapp, Marissa L	W28	Buxton, Sylvia	W50
Williams, Robert B	M76	Anderson, Robert L	M60	Kone, Bruce C	M57	Carmichael, Larissa	W48
Wintrow, Jennifer B	W25	Total: 1		Total: 2		Carson, June F	W67
Zielinski, Daniel	M31	PR Tri Team		Rochester Area Masters Swimmin		Chance, Danielle R	W34
Total: 74		Schauss, Jonathan H	M47	Gianniny, Dana	W46	Claridge, Don A	M70
Ohio Splash		Total: 1		Total: 1		Couch, Bob E	M68
Cahoon, Matt	M27	PT Masters		Rockwall Aquatics Masters		Deery, Kyle B	M31
Ellis, Rob W	M60	Bobro, David F	M42	Carroll, Stewart A	M45	Dombrowski, Andrea	W48
Peppercorn, Andrew H	M38	Buerger, Dan	M48	Dauksavage, Nicole	W27	Doyle, Deanna	W57
Rader, David M	M53	Day, Brian T	M55	Elizondo, Bill	M48	English-Bazenas, Daphne R	W47
Total: 4		Meade, Matthew H	M50	Stone, Stephanie	W48	Evans, Keith R	M67
Ohio University Masters Swim T		Petyk, Jennifer R	W44	Total: 4		Franzon, Olof	M63
Benencia, Fabian	M51	Total: 5		Rolling Hills Mud Sharks		Goldschmidt, Claudia	W48
Bishop, Martha	W61	Puget Sound Masters		Van Boer, Eric D	M61	Groselle, Jack R	M61
Schori, Melanie	W36	Colella, Rick	M64	Total: 1		Groselle, John R	M36
Total: 3		Courtney, Khaila K	W19	Rose Bowl Masters		Groselle, Laura L	W55
Oklahoma Masters Swim Club		Courtney, Zena H	W56	Arellano, Jessica	W37	Guins, Ann H	W62
Badgley, David	M75	Davis, Charlotte M	W65	Capizzi, Stefanie	W28	Hamel, Dirk	M20
Total: 1		Fritschen, Tom M	M59	Cook, Sally A	W54	Hamel, Laura	W51
Oregon Masters		Graham, Donald	M61	Durieux, Chad A	M36	Kahn, Roger	M60
Cleary, Kevin H	M32	McIntyre, Shannon J	W51	Esmailian Baboukani, Moha	M24	Kelley, Bill R	M68
Larson, Allen J	M62	Roudebush, George M	M90	Frendreis, Lauren K	W26	Kendig, Jamie M	M35
Miller, Matt	M38	Total: 8		Gold, Susan	W55	Kryka, Nancy	W60
Stark, Allen L	M66	Red Dragon Swimming		Goode, Douglas J	M76	Mann, Dr Thomas J	M67
Thessin, Tyler	M50	Dieter, Vaughn S	M19	Ho, Judy	W30	Matysek, Anna Lea	W54
Total: 5		Total: 1		Khalil, Heidi G	W44	Matysek, Jim	M56
Oshawa Aquatic Club		Reston Masters Swim Team		Kim, Gene B	M29	Mehok, George K	M48
Scott, Rebecca	W45	Baldwin, Craig M	M41	Kim, Steve	M39	Mench, Edward H	M49
Total: 1		Beels, Kendall R	W43	Mc Ginley, Patrick B	M52	Meyers, Susan L	W73
Palm Beach Masters		Brightwell, Kim M	W55	Simmons, Cheryl A	W48	Miller, Jan H	W72
Parsons, Roger L	M68	Carlson, Jennifer M	W36	Tulin, Michael	M61	Mitchell, Carol	W66
Quiggin, David	M71	Carlson, John	M44	Total: 15		Mitchell, Jack	M76
Total: 2		Clouse, Jason D	M25	Saint Edward's Aquatics Master		Munson, Fred R	M57
Palmetto Masters		Dawson, Mandy	W53	Ross, Gavin A	M50	Newman, Steven M	M53
Malik, Michael J	M34	Eliot, Brad F	M81	Total: 1		Panzarino, Stephen	M54
Moro, Erin C	W37	Eliot, Doug	M51	San Diego Swim Masters		Pearson, Johnnie A	M42
Wilson, Jamie W	W49	Hajost, Cynthia M	W55	Ganze, Cathy	W58	Perout, Jeffrey J	M62
Total: 3		Hajost, Rosemary	W83	Genz, Michael A	M57	Rodriguez, Ramses	M43
Patriot Masters Swim Team		Johnson, Mindy	W52	Jones, Kenton R	M48	Smith, John C	M77
Toner, Karlin	W54	Jones, Leslie L	W42	Parker, Emily S	W30	Soderstrom, Jan	M70
Total: 1		Manheim, Frank T	M85	Williams, Frank	M75	Vargas, Glen A	M55
Peddie Aquatic Association		Manheim, Lucy M	W73	Total: 5		Varlas, Melissa D	W42
Gibson, Christopher E	M59	Matthews, Christian S	M24	Santa Clara Swim Club Masters		Vazmina, Rudy J	M65
Smith, Aaron	M34	Nakazawa, Muraji	M59	Koehler, Frederick P	M56	Walker, Rick B	M65
		Nobbe, Nick	M77	Total: 1		Weber, Kimberly E	W47
						Weber, Mark A	M48
						Williams, Bruce F	M62

Name	Age	Name	Age	Name	Age	Name	Age
Sarasota Y Sharks		Barkley, Maryanne	W55	Kline, Jonathan D	M51	Schaal, Maor	M47
Williams, Byron H	M74	Bauer, Diann S	W57	Koenig, Kit M	M46	Schaal, Shlomit	W45
Zaremba, Roman F	M20	Dennis, Justin M	M53	Lage, Terry L	M47	Schaal, Yuval	W20
Total: 52		Kolar, Clay A	M66	Larson, Linda L	W60	Smath, Meg	W59
Sawtooth Masters		Maine, Thomas O	M90	Lassen, Megan M	W45	Smolyar, Albert	M47
Rubocki, John S	M45	McDowell, Teresa W	W65	Marks, Jamie L	W27	Tingley, William	M65
Templin, Philip John	M61	Pohlmann, John T	M72	Martin, Michelle E	W66	Total: 20	
Total: 2		Pohlmann, Mary M	W70	Mayville, Janey C	W41	Swim Utah	
Shaker Swimming		Total: 8		McAuliffe, Brent T	M34	Treiman, Gerald S	M55
Assel, Mark D	M52	Stanford Masters Swimming		Mitchell, Anita M	W65	Total: 1	
Manuszak, Michael J	M64	Stern, Tom K	M70	Moffett, Erica L	W46	Swim With Heart Masters	
Mertens, James B	M28	Total: 1		Mohan, Jennifer J	W54	Goldfine, Phillip B	M46
Saltzman, Joel N	M45	Stephens Family YMCA		Nieuwenhuis, Mark	M49	Total: 1	
Siegel, Joanne L	W56	Patrick, Gary G	M46	Pardo, Robert R	M42	SwimStrong	
Slabe, Michael J	M52	Total: 1		Powell, Roger W	M23	Bontempo, James J	M32
Total: 6		Sun City Hilton Head Masters		Rosenbaum, Ryan	M21	Fishman, Aaron A	M43
Sierra Nevada Masters		Coughlin, Barbara	W71	Rosenblat, Daniela	W40	Fishman, Christine C	W41
Miller, Celeste	W65	South, Ginny	W57	Rutkin, Lance J	M21	Gallagher, Michael R	M44
Tyler, A Susan	W67	Total: 2		Sigalus, Aleksandr	M33	Krusinski, Mark D	M50
Total: 2		Swim Cleveland		Solomon, David L	M67	Lisy, Daniel J	M34
Skaneateles Masters		Dolence, Marilyn D	W73	Stutz, Kathleen J	W33	Rose, Cameron	M40
O'Sullivan, Elizabeth	W57	Rea, Gloria	W54	Szekeres, Naomi O	W37	Stultz, Todd W	M55
Total: 1		Total: 2		Tatterson, Bryan R	M51	Weaver, Julie M	W33
Slc Jcc		Swim Fort Lauderdale		Thomas, Ann B	W55	Total: 9	
Lyman, Carolyn B	W65	Abner, Kelly A	W25	Tiozzo, Eduard	M42	T2 Naples Masters	
Total: 1		Acosta, Joel A	M27	Trauber, Ami A	M76	Caskey, John F	M54
South Florida Aquatic Club		Akbar, Clyde	M67	Ventura, Rosa V	W68	Total: 1	
Blackburn, Lisa	W44	Attin Neville, Debra	W56	Vogel, Michel	M39	Tamalpais Aquatic Masters	
Total: 1		Aubrey, Michael	M54	Volz, Kristin R	W42	Bernard, Alan D	M66
South West Aquatic Masters		Buchan, Douglas T	M72	Webb, Linda	W70	Burns, Richard	M72
Korsedal, Susan D	W65	Burns, Joel J	M69	Wenzel, Chris	W56	Frost, Kenneth A	M71
Total: 1		Chin-Ogilvie, Adrienne	W55	White, John J	M38	Jaffe, Kristin N	W77
Southern California Aquatic Ma		Cuellar, Sebastian	M31	Williams, Ryan D	M42	Meyerhoff, Rick	M68
Thomas, Bruce W	M58	Davis, Andrew J	M42	Wray, Ellary H	W33	Moskovits, Alexander	M66
Total: 1		Dondi, Beda C	M60	Zenga, William T	M60	Ridout, Nancy J	W73
Southern Masters Swimmers		Falcigno, Pamela M	W60	Total: 61		Shoenberger, Linda R	W68
Menicucci, Lauren A	W24	Fischer, Andy	M48	Swim Kentucky Masters		Val, Laura B	W64
Total: 1		Gibson, Harrison S	M23	Arnold, Tita W	W74	Zuur, James	M75
Southwest Ohio Masters		Goldbas, Isabela C	W55	Baldwin, Patricia A	W60	Total: 10	
Miller, Dana P	M50	Goldbas, Mervyn E	M73	Baldwin, Tricia A	W25	Taos Masters Swimming	
Mooney, Debra K	W53	Grady, Marci A	W57	Billion, Clayton M	M25	Gilbert, Richard P	M70
Schapiro, Adam P	M29	Gundred, Barb L	W64	Challener, Roberta	W40	Total: 1	
Total: 3		Hanft, Marie F	W25	Ciampa-Wise, Cindy	W55	Team Pittsburgh Masters	
St Pete Masters Inc		Hendrick, Marty	M57	Edwards, Katrina B	W24	Abbate, Gary A	M61
Beach, Robert E	M85	Henley, Cynthia P	W57	Kasser, Dan	M46	Jensen, James R	M54
Total: 1		Horwitz, Peter C	M51	Kregor, Janice	W59	McDonough, Janet B	W57
St. Louis Area Masters		Kertesz, Kristof	M22	May, Julie	W48	Muthler, Stephen K	M64
		Kinugawa, Carla	W48	Mosgrove, Scott W	M57	Phillips, Michael A	M29
		Kinugawa, Thomas L	M50	Ronau, Matt	M44	Wood, Lindsay M	W39
		Kjerulf, Justin R	M37	Rushman, CJ	M44		
				Rutenberg, Amy R	W48		

Athlete Roster – by Club

Name	Age	Name	Age	Name	Age	Name	Age
Total: 6		Lasita, Vincent	M34	Uc55		Tupitza, Charles W	M60
TeamTexas Masters		Leiby, Brian E	M51	Hart, Jill	W45	Total: 1	
George, Constance	W55	Muni, Nicholas A	M19	Total: 1		Wellness Masters Swim Club	
Total: 1		Schrider, John	M66	UCLA Bruin Masters		Gregersen, Bodvar A	M67
The Olympic Club		Wagner, June E	W65	Ciraulo, Christie	W62	Total: 1	
Ballenger, Marie A	W29	Weaver, Scott D	M53	Total: 1		Westchester Masters	
Kastes, Katie C	W26	Total: 12		Umac-Terrapin Masters		Goldbloom, Robert M	M56
McCarty, Thomas E	M70	Uc18		Doane, Michael P	M45	Tokayer, Susan	W55
Quinn, Phyllis E	W60	DuBay, John	M51	Grover, Mollie K	W34	Total: 2	
Taylor, Jonathan B	M27	Frost, Emily	W33	Hoffman, Charles L	M65	What	
Total: 5		Futrel, Joshua R	M25	Ludington, Matthew D	M26	Kuck, John M	M49
Trillium Y Masters Swim Club		Korner, Dale E	M63	Shaw, Chris	M33	Total: 1	
Calnan, John P	M35	McGaughey, Jim	M65	Strahota, Jeffrey R	M35	Wisconsin Masters Aquatic Club	
Straka, Peter	M72	Parrish, Douglas M	M35	Total: 6		Alioto, Laurie J	W57
Total: 2		Stephenson, Sally H	W53	Unattached Alberta		Fochios, Dean T	M61
Uc06		Total: 7		Urtasun, Raul C	M82	Larkin, Mark W	M44
Balykov, Dmitry	M40	Uc21		Total: 1		Mandel, Barry R	M62
Bezugliy, Alexander	M30	Bobo, Carol L	W60	University of Hawaii Masters		Mykleby, Geoff L	M62
Total: 2		Total: 1		Rohlfing, Frederick W	M59	Total: 5	
Uc07		Uc27		Total: 1		Woodlands Masters Swim Team	
Schrider, Daniel R	M30	Whinnery, Typ	M24	University of San Francisco Ma		Considine-Miller, Ellen A	W52
Total: 1		Total: 1		Mc Bride, Patrick F	M46	Miller, Christopher L	M26
Uc08		Uc30		Total: 1		Rollins, Bruce W	M66
Fiene, Jonathan P	M37	Baetzold, Seth J	M20	Up and Running Swim and Tri		White, Steve G	M55
Horner, Matthew L	M19	Silva, Courtney F	W23	Frayne, Anne M	W61	Total: 4	
Total: 2		Total: 2		Total: 1		Ywca Masters of Adams County	
Uc10		Uc32		Ventura County Masters		Diehl, David J	M74
Edwards, John	M47	Harding, Peter S	M67	Gruber, Glenn A	M66	Total: 1	
Total: 1		Jay, George D	M65	Kerns, Hubie	M66		
Uc11		Total: 2		Total: 2			
Gallant, John	M55	Uc33		Victoria Masters Swim Club			
Gellner, Rebecca A	W37	Thomas, Melanie	W46	Varty, Eulah M	W81		
Savage, Mary Anne	W55	Total: 1		Total: 1			
Walters, David M	M59	Uc34		Virginia Masters Swim Team			
Total: 4		Ayala, Kathleen	W36	Clear, Kirk W	M48		
Uc13		Total: 1		Harris, Gregory	M52		
Smith, LaJoya B	W27	Uc38		Miller, Patricia M	W54		
Total: 1		Fox, Richard E	M60	Russ, Carl	M80		
Uc14		George, Heidi S	W39	Total: 4			
Havlik, John R	M57	Sanchez, David W	M72	Wahoos of Wellington Masters			
Total: 1		Wells, Barton S	M48	Billingsley, Patrick	M35		
Uc17		Total: 4		Matsumura, LeAnn H	W43		
Bargar, Scott D	M59	Uc41		Total: 2			
Bueter, Bryan A	M39	Hitchcock, Brent	M26	Walnut Creek Masters			
Callahan, Jim	M58	Total: 1		Guadagni, Peter M	M60		
Capponi, Louis J	M50	Uc50		Hill, Marcia M	W71		
Corcoran, Christen M	W25	Shead, Timothy M	M63	Total: 2			
Gehr, Gabriel R	M23	Total: 1		Warrenton Masters Swim Team			

Day 1 – Thursday, August 6

Warm-up

6:30 a.m.–7:50 a.m.

Check-in Deadlines for Day 1

The following are positive check-in events. Check-in may be done in person at the registration area or online at usms.org.

Thurs., August 6	800 freestyle	7:00 a.m.
	1500 freestyle	9:00 a.m.

PLEASE NOTE:

If you do not check in by the deadline, you will not be seeded; there are no exceptions.

Meet Start Time

8:00 a.m.

Men	Event	Women
1	800 freestyle	2
3	1500 freestyle	4

Entry Deadline for Day 2 (Friday) Relays

Relays must be turned in at the relay desk.

Thurs., August 6	women's 200 freestyle relay men's 200 freestyle relay	3:00 p.m.
------------------	--	-----------

2015 USMS Summer Nationals
SPIRE Aquatic Center
Psych Sheet - Thursday, August 6, 2015

#1 Men 800 LC Meter Freestyle

Sponsor: University Hospitals

Name	Age	Team	Seed Time
1 Rosenbaum, Ryan	21	SFTL	8:40.00
2 Dickson, Kurt F	48	ARIZ	9:13.25
3 Carroll, Stewart A	45	RAM	9:15.35
4 Hamel, Dirk	20	SYSM	9:30.00
5 Rodriguez, Ramses	43	SYSM	9:30.00
6 Hersh, David M	34	FINS	9:30.99
7 Thomas, Bruce W	58	SCAQ	9:43.40
8 Limouze, Thomas C	31	FINS	9:45.59
9 Petersen, Craig	55	CMS	9:47.59
10 Anderson, Joseph M	30	HOPK	9:48.81
11 McAuliffe, Brent T	34	SFTL	9:50.14
12 Rubacky, Mark S	46	NCMS	9:52.16
13 Smith, Aaron	34	PAA	9:57.62
14 Strauss, Trip	57	ARKM	9:59.90
15 Groselle, Jack R	61	SYSM	10:00.00
16 Yeomans, Scott	51	GSM	10:02.50
17 Brenner, Bill	57	SYSM	10:07.46
18 Rubocki, John S	45	SAWS	10:09.51
19 Callahan, Jim	58	UC17	10:09.88
20 Buerger, Dan	48	PTMS	10:10.00
21 Thain, Doug A	55	MTSC	10:12.44
22 Maydak, Jeffrey M	42	NAST	10:12.60
23 Cordero, Billy	48	SWED	10:15.00
24 Walker, Rick B	65	SYSM	10:18.08
25 Hynes, Brodie	41	YCFM	10:18.76
26 Brandt, Mark W	49	IM	10:24.10
27 Alfaro, Javier	50	CRCE	10:27.18
28 St. Germain, Eric M	53	MICH	10:27.76
29 Gallant, John	55	UC11	10:31.20
30 Shaffer, Karl E	56	MICH	10:32.42
31 Thornton, James	63	1776	10:35.87
32 Niemi, Ken	60	GSM	10:36.00
33 Valley, Eric	54	MOVY	10:37.36
34 Ritter, James H	59	CSMT	10:37.47
35 Krauser, Larry B	62	HMS	10:38.70
36 Leake, Michael	37	NEM	10:40.00
37 Dolence, Mike	43	INDY	10:45.00
38 Durieux, Chad A	36	ROSE	10:46.28
39 Peppercorn, Andrew H	38	OHSP	10:49.10
40 Guadagni, Peter M	60	WCM	10:52.79
41 Clemmons, Jim	65	MAM	10:55.50
42 Purdie, James L	63	NAM	10:59.99
43 Esmacilian Baboukani, Moha	24	ROSE	11:00.00
44 Couch, Bob E	68	SYSM	11:01.24
45 Rushman, CJ	44	SKY	11:03.78
46 Bolaños, Federico	49	CRCE	11:09.92
47 Aubrey, Michael	54	SFTL	11:10.50
48 Schwartz, Marvin B	67	ARKM	11:17.88
49 Quiggin, David	71	PBM	11:18.88
50 Holck, Andy	43	SWED	11:19.25
51 Volker, Jens	50	GSM	11:20.00
52 Rodriguez, Jose Ignacio	38	CRCE	11:20.10
53 Webb, Douglas J	45	O*H*	11:21.50
54 Hendrick, Marty	57	SFTL	11:23.97
55 Heaney, Steven	52	MICH	11:25.65
56 Cox, Daniel P	55	O*H*	11:27.32
57 Genz, Michael A	57	SDSM	11:29.14

58 Zaremba, Roman F	20	SYSM	11:35.03
59 Thompson, Frank L	64	MICH	11:40.00
60 Bauer, Don	52	COLL	11:45.00
61 Van Nort, Steven	64	LAPS	11:51.51
62 Cleary, Kevin H	32	OREG	12:00.00
63 Keil, Todd A	60	LIB	12:01.36
64 Bernard, Alan D	66	TAM	12:01.60
65 Winter, Daniel J	63	NICK	12:06.00
66 Zenga, William T	60	SFTL	12:07.00
67 Arneson, Gaard	67	MICH	12:10.50
68 Billings, Raymond	50	AKMS	12:29.99
69 Jay, George D	65	UC32	12:35.00
70 Feinstein, John	60	ANCM	12:45.00
71 Hutchings, Dick	74	NEM	12:55.16
72 Kline, Jonathan D	51	SFTL	12:55.77
73 Kjerulf, Justin R	37	SFTL	12:59.77
74 Molnar, Ronald A	73	CMS	13:17.47
75 Meade, Tom J	68	BUMS	13:20.40
76 DeVennish, Arthur H	32	NAM	13:30.00
77 Trauber, Ami A	76	SFTL	13:30.00
78 Pinto, Harlan A	58	MELO	13:34.42
79 Solomon, David L	67	SFTL	13:48.12
80 Conn, Christopher	67	CSMT	14:04.08
81 Definis, Jay M	56	O*H*	14:10.22
82 Martin, Michael P	55	1776	14:10.23
83 Montague, Jonathan K	46	MACW	14:30.00
84 Grassell, Duane V	58	O*H*	15:08.15
85 Tupitza, Charles W	60	WAVA	15:20.34
86 Kim, Gene B	29	ROSE	15:30.01
87 Meyer, Gerald H	71	O*H*	15:40.81
88 Nobbe, Nick	77	RMST	16:15.23
89 Goode, Douglas J	76	ROSE	16:20.00
90 Williams, Robert B	76	O*H*	16:30.30
91 Miller, Jamie A	61	NCMS	17:40.42
92 Devennish, Edward B	70	NAM	18:00.00
93 Echeverria, Fernan V	50	O*H*	18:00.00
94 Hardwick, David M	64	DAS	18:40.00
95 Forgione, David J	61	MICH	19:53.14
96 Mitchell, Jack	76	SYSM	22:07.30
97 Quinn, Patrick J	84	ADMS	22:45.71
98 Gregersen, Bodvar A	67	WSMC	38:19.00

#2 Women 800 LC Meter Freestyle

Sponsor: University Hospitals

Name	Age	Team	Seed Time
1 Easton, Luise E	77	O*H*	9:30.00
2 Williams, Melinda B	34	NEM	10:03.74
3 Lapinskas, Christina	30	ISWM	10:08.88
4 Hug, Laurie	50	1776	10:11.01
5 Carlson, Megan M	31	INDY	10:30.50
6 Marks, Jamie L	27	SFTL	10:30.88
7 Uppfalt, Katie	24	INDY	10:32.12
8 Maidenberg, Eve G	39	MAM	10:36.69
9 Hanft, Marie F	25	SFTL	10:45.90
10 Bennett, Ellen K	52	SYSM	10:50.00
11 Crusco, Kysa M	39	NEM	10:50.33
12 Young, Charley C	28	AGUA	10:50.99
13 Ditzler, Kristy	51	TXLA	10:53.23
14 McIntyre, Shannon J	51	PSM	10:55.90
15 Simmons, Cheryl A	48	ROSE	11:00.00
16 Carmichael, Larissa	48	SYSM	11:03.06

17 May, Julie	48	SKY	11:05.64
18 Corporon, Nicolle A	31	CON	11:13.20
19 Dauksavage, Nicole	27	RAM	11:20.68
20 Lassen, Megan M	45	SFTL	11:20.77
21 Ciampa-Wise, Cindy	55	SKY	11:21.22
22 Dixon, Lou Ann	48	MICH	11:30.00
23 Abner, Kelly A	25	SFTL	11:38.96
24 Carnevale, Cecilia	41	CRCE	11:48.78
25 Goldschmidt, Claudia	48	SYSM	11:49.97
26 Braniecki, Ashley L	30	O*H*	11:54.00
27 Miller, Celeste	65	SNM	11:56.00
28 Tourtual, Dorothy M	64	BUMS	12:10.00
29 Ritter, Susan M	58	CSMT	12:10.00
30 Cabada, Maria	52	CRCE	12:12.72
31 Hamel, Laura	51	SYSM	12:14.00
32 Hernandez, Josephine	53	CRCE	12:14.10
33 Skomra, Kim C	55	NIAG	12:15.00
34 Brightwell, Kim M	55	RMST	12:23.33
35 Arellano, Jessica	37	ROSE	12:23.52
36 Watts, Sue N	61	1776	12:28.27
37 Davis, Charlotte M	65	PSM	12:30.00
38 Khalil, Heidi G	44	ROSE	12:30.00
39 Gundred, Barb L	64	SFTL	12:31.00
40 Mooney, Debra K	53	SWOM	12:39.00
41 Dawson, Mandy	53	RMST	12:40.01
42 Gifford, Kathy M	55	DOC	12:45.00
43 Grebe, Suzanne	54	MICH	12:48.80
44 Norton, Judith H	58	O*H*	12:55.00
45 Feather, Shawn M	54	AGM	13:00.13
46 Wray, Ellary H	33	SFTL	13:00.77
47 Szymczak, Wendy	57	MICH	13:05.30
48 Del Greco, Jane B	59	IM	13:12.75
49 Carson, June F	67	SYSM	13:16.44
50 Rosenblat, Daniela	40	SFTL	13:34.34
51 Henley, Cynthia P	57	SFTL	13:55.91
52 Diedo, Maddie	57	MICH	14:03.73
53 Stager, Nan H	60	DOC	14:12.06
54 Ventura, Rosa V	68	SFTL	14:15.82
55 Webb, Linda	70	SFTL	14:19.94
56 Callaway, Linda	62	MOST	14:21.77
57 Schueckler, Leslie	60	BUMS	14:27.00
58 Schroeder, Christine M	66	1776	14:30.00
59 Britton, Gloria C	63	O*H*	14:30.00
60 Goldbas, Isabela C	55	SFTL	14:39.73
61 Barkley, Maryanne	55	SLAM	14:44.00
62 Volz, Kristin R	42	SFTL	15:02.15
63 Tyler, A Susan	67	SNM	15:05.56
64 Baldwin, Tricia A	25	SKY	15:07.29
65 Frayne, Anne M	61	UAR	15:44.30
66 Erickson, Martha	64	NASH	16:00.00
67 Kinugawa, Carla	48	SFTL	16:00.00
68 Chin-Ogilvie, Adrienne	55	SFTL	16:06.04
69 Martin, Michelle E	66	SFTL	16:08.37
70 Cook, Sally A	54	ROSE	16:14.00
71 DeVennish, Elaine H	67	NAM	17:00.00
72 Arnold, Tita W	74	SKY	17:45.00
73 Carr, Stacie R	28	MICH	17:54.84
74 Manheim, Lucy M	73	RMST	18:44.17
75 Mohan, Jennifer J	54	SFTL	18:45.00
76 King, Sarah C	32	MTMS	19:14.50
77 Mitchell, Anita M	65	SFTL	22:00.77

2015 USMS Summer Nationals
SPIRE Aquatic Center
Psych Sheet - Thursday, August 6, 2015

#3 Men 1500 LC Meter Freestyle

Name	Age	Team	Seed Time
1 Wells, Barton S	48	UC38	17:30.27
2 Kertesz, Kristof	22	SFTL	18:00.00
3 Calnan, John P	35	FTYM	18:15.00
4 Lee, Lawrence B	47	NCMS	18:27.39
5 Koehler, Doug J	49	CVMM	18:32.19
6 Rutledge, Mike	45	GRAN	18:45.00
7 Chebotarev, Oleg	47	JAM	18:45.00
8 Aguilar, Giampiero	36	CRCE	18:45.24
9 Roper, Matthew D	34	DAM	18:50.00
10 Rouch, Stephen T	35	INDY	18:52.97
11 Miller, Matt	38	OREG	18:55.38
12 Schaefer, Andrew F	32	BUMS	19:02.99
13 Kennedy, Jeremy C	38	MICH	19:09.43
14 Batchelder, John R	34	CMS	19:14.29
15 Gibson, Christopher E	59	PAA	19:21.78
16 Hill, Jason M	36	DAS	19:30.00
17 Malik, Michael J	34	PALM	19:30.11
18 Seibt, Andreas K	57	IM	19:35.00
19 Pardo, Robert R	42	SFTL	19:40.00
20 Archer, Branch T	56	TXLA	19:44.64
21 Wasserman, Neil R	60	O*H*	19:48.83
22 West, Matthew R	40	MICH	19:52.62
23 Jay, Howard	59	CMS	20:01.99
24 Collier, Scott J	61	AKMS	20:02.00
25 Meade, Matthew H	50	PTMS	20:20.94
26 Munson, Fred R	57	SYSM	20:27.22
27 Wright, Robert E	61	DOC	20:44.48
28 Koehler, Frederick P	56	SCSC	21:00.00
29 Ryan, James	63	GSM	21:05.08
30 Roush, Stephen P	53	CMS	21:11.38
31 Beatty, Chuck	56	O*H*	21:11.86
32 Broglio, Mike	44	NEM	21:15.00
33 Mc Ginley, Patrick B	52	ROSE	21:18.11
34 Elizondo, Bill	48	RAM	21:23.32
35 Vinton, Rich	60	O*H*	21:25.00
36 Fochios, Dean T	61	WMAC	21:30.01
37 Hoopingarner, John	61	O*H*	21:30.50
38 Duguay, Robert E	30	CONN	21:43.59
39 Johnston, Mark A	55	FLOW	21:44.09
40 Hawks, Dean K	63	INDY	21:46.09
41 Anderson, Marc S	66	MINN	21:59.90
42 Hubert, Craig	51	JAM	22:00.05
43 Kolb, Karl A	54	NEM	22:05.00
44 Wagner, Harold K	50	NAM	22:09.00
45 Sigalus, Aleksandr	33	SFTL	22:19.74
46 Gambrel, Patrick A	61	NEM	22:21.82
47 Cummings, Brian A	56	INDY	22:30.00
48 Aumiller, Joe	58	MICH	22:30.00
49 Olson, Chuck A	65	MICH	22:30.00
50 Gruber, Glenn A	66	VCM	22:33.00
51 White, Tim	60	NCMS	22:33.50
52 Cahoon, Matt	27	OHSP	23:08.62
53 Ellis, Rob W	60	OHSP	23:27.95
54 Larson, Allen J	62	OREG	23:28.33
55 Williams, Frank	75	SDSM	24:26.44
56 Brenes, Marco	44	CRCE	24:36.78
57 Willis, Gregory B	67	LAPS	24:46.16
58 Freeman, Frank B	70	CVMM	24:57.11

59 Douglass, Nick	66	O*H*	25:20.05
60 Wallace, Richard J	68	GSM	25:30.00
61 Langendorfer, Stephen J	65	BGSC	25:48.55
62 Diel, Bruce N	67	NCMS	25:55.68
63 McCarty, Thomas E	70	TOC	26:10.00
64 Badgley, David	75	OKMS	26:40.50
65 Delong, Gerry G	72	GOLD	27:00.00
66 Goldbas, Mervyn E	73	SFTL	27:47.69
67 Braaksma, Harry H	76	NT	28:05.00
68 Hamilton, Raymond H	72	AKMS	28:22.01
69 Meintjies, Bruce E	74	FLA	28:37.30
70 Chisholm, Dick	81	O*H*	30:45.38
71 Beach, Robert E	85	SPM	31:00.00
72 Russ, Carl	80	VMST	35:00.00

#4 Women 1500 LC Meter Freestyle

Name	Age	Team	Seed Time
1 George, Heidi S	39	UC38	17:23.46
2 Parker, Emily S	30	SDSM	18:28.91
3 Richardson, Lindsay	35	MICH	19:43.06
4 Countryman, Marianne	51	GAJA	19:54.00
5 Gianniny, Dana	46	ROCH	19:58.49
6 Jones, Eney	55	YCFM	19:59.59
7 Wortman, Jennifer L	32	MICH	20:00.88
8 Schickore, Jutta	51	DOC	20:03.45
9 Zahorik, Barbara T	51	IM	20:15.00
10 Arthur Sanchez, Melissa	44	CMS	20:22.00
11 Roddin, Julie	39	ANCM	20:30.00
12 Stone, Stephanie	48	RAM	20:30.50
13 Saucy, Stephanie A	52	1776	20:50.50
14 Bartek, Mary C	51	LSSC	21:05.66
15 Grilli, Tracy L	58	NEM	21:12.09
16 Brown, Denise H	56	MICH	21:18.55
17 Weideman, Jennifer	49	CVMM	21:34.26
18 Ciraulo, Christie	62	UCLA	22:07.01
19 Alioto, Laurie J	57	WMAC	22:11.00
20 Hajost, Cynthia M	55	RMST	22:15.00
21 Osborn, Anne E	30	1ST	22:16.88
22 Moffett, Erica L	46	SFTL	22:50.60
23 O'Sullivan, Elizabeth	57	SKAN	22:52.49
24 Stutz, Kathleen J	33	SFTL	22:54.50
25 Atkinson, Karen E	40	NEM	23:27.13
26 Miller, Alaina	33	ALEX	23:38.91
27 Stratton, Christine	57	IM	23:43.06
28 Krebs, Aimee	50	LND	23:48.12
29 Caves, Judy F	55	CHAR	24:00.00
30 Gregory, Ellen D	51	INDY	24:00.00
31 Quinn, Phyllis E	60	TOC	24:08.63
32 Kregor, Janice	59	SKY	24:39.33
33 Woods, Tina N	58	1776	24:41.01
34 Shoemaker, Linda R	68	TAM	24:41.50
35 Wyncott, April F	57	MICH	25:01.15
36 Lyman, Carolyn B	65	JCC	25:07.45
37 Belva, Carol W	60	BUMS	25:58.00
38 Walker, Robin	60	INDY	26:00.59
39 Mitchell, Carol	66	SYSM	27:34.82
40 Douglass, Marilyn	66	O*H*	29:05.05
41 Nathan, Laura B	67	MICH	29:55.84
42 Campbell, Joan K	85	FACT	35:59.32
43 Varty, Eulah M	81	VIC	36:20.27




Cullen Jones
4-time Olympic medalist

GET FASTER.

The **Bullet Head Snorkel** is built for high speeds and ideal for sprinters looking for maximum stability.



speedousa.com

Speedo and  are registered trademarks of and used under license from Speedo International Limited.

speedo


Day 2 – Friday, August 7

Warm-up

6:30 a.m.-7:50 a.m.

Check-in Deadline for Day 2

The following are positive check-in events. Check-in may be done in person at the registration area or online at usms.org.

Fri., August 7	400 IM 200 backstroke	7:00 a.m. 9:00 a.m.
----------------	--------------------------	------------------------

PLEASE NOTE:

If you do not check in by the deadline, you will not be seeded; there are no exceptions.

Meet Start Time

8:00 a.m.

Men	Event	Women
5	400 IM	6
30-minute warm-up in competition pool		
7	100 butterfly	8
9	50 freestyle	10
11	200 backstroke	12
13	100 breaststroke	14
15	200 freestyle relay	16

Entry Deadline for Day 3 (Saturday) Relays

Relays must be turned in at the relay desk.

Fri., August 7	200 mixed freestyle relay 200 medley relay	3:00 p.m.
----------------	---	-----------

2015 USMS Summer Nationals
SPIRE Aquatic Center
Psych Sheet - Friday, August 7, 2015

#5 Men 400 LC Meter IM											
Sponsor: University Hospitals											
Name	Age	Team	Seed Time								
18-24				6	Roush, Stephen P	53 CMS	5:53.42	3	Williams, Robert B	76 O*H*	11:24.73
1	Rosenbaum, Ryan	21 SFTL	4:35.00	7	Valley, Eric	54 MOVY	5:55.34	90-94			
2	Materniak, Eric R	24 DRMS	4:48.70	8	Thompson, Anthony G	51 MOVY	5:57.16	1	Maine, Thomas O	90 SLAM	9:56.41
3	Kertesz, Kristof	22 SFTL	4:52.41	9	Samoilov, Arkadii V	50 MVM	6:00.00				
4	Musser, Seth D	23 MOVY	5:00.00	10	Mc Ginley, Patrick B	52 ROSE	6:15.61				
5	Peavey, Griffin D	23 MOVY	5:00.00	11	Wagner, Harold K	50 NAM	6:20.00				
25-29				12	Wunderlich, Karl E	50 GERM	6:25.64				
1	Coombs, Colin S	25 ETOB	5:07.73	13	Kolb, Karl A	54 NEM	6:39.00				
2	Kim, Gene B	29 ROSE	6:10.90	14	Heaney, Steven	52 MICH	6:39.52				
3	Futrel, Joshua R	25 UC18	7:20.11	55-59							
30-34				1	Callahan, Jim	58 UC17	5:36.11				
1	Bezugliy, Alexander	30 UC06	4:34.10	2	Day, Brian T	55 PTMS	5:40.00				
2	Bontrager, Seth A	34 POWM	5:15.13	3	Archer, Branch T	56 TXLA	5:40.82				
3	McAuliffe, Brent T	34 SFTL	5:17.14	4	Seibt, Andreas K	57 IM	5:45.00				
4	Anderson, Joseph M	30 HOPK	5:23.74	5	Thomas, Bruce W	58 SCAQ	5:48.20				
5	Hersh, David M	34 FINS	5:31.45	6	Louie, Jamie	58 CMS	5:57.00				
6	Batchelder, John R	34 CMS	5:36.09	7	Matysek, Jim	56 SYSM	6:00.85				
7	Malik, Michael J	34 PALM	5:36.90	8	Hendrick, Marty	57 SFTL	6:15.77				
8	Schaefer, Andrew F	32 BUMS	5:47.98	9	McLeod, Mark A	56 CSMT	6:18.66				
35-39				10	Holove, Victor R	55 NAST	6:20.00				
1	Aguilar, Giampiero	36 CRCE	5:13.89	11	Beatty, Chuck	56 O*H*	6:26.35				
2	Roush, Stephen T	35 INDY	5:39.21	12	Aumiller, Joe	58 MICH	7:45.00				
3	Papa, Ryan	39 MICH	5:40.00	60-64							
4	Durieux, Chad A	36 ROSE	5:41.64	1	Arsham, Neal D	60 O*H*	5:35.88				
5	Hill, Jason M	36 DAS	5:42.27	2	Wasserman, Neil R	60 O*H*	5:43.95				
6	Kennedy, Jeremy C	38 MICH	5:48.20	3	Guadagni, Peter M	60 WCM	5:56.40				
7	Dale, Michael M	39 MICH	5:49.77	4	Collier, Scott J	61 AKMS	6:00.00				
8	Miller, Matt	38 OREG	5:50.55	5	Wright, Robert E	61 DOC	6:14.12				
9	Sanchez, Greg	38 DAS	5:51.45	6	Templin, Philip John	61 SAWS	6:15.00				
10	Leake, Michael	37 NEM	5:57.98	7	Van Nort, Steven	64 LAPS	6:39.51				
11	Kim, Steve	39 ROSE	6:21.19	8	Vinton, Rich	60 O*H*	6:40.00				
40-44				9	Keil, Mark A	62 NEM	6:40.64				
1	Lehr, Gunner F	43 NAM	5:23.70	10	Zenga, William T	60 SFTL	6:50.50				
2	Grotke, Kevin A	43 IM	5:45.00	11	Ryan, James	63 GSM	6:59.84				
3	Pardo, Robert R	42 SFTL	5:55.24	12	Jones, Robert B	64 1776	7:05.46				
4	Holck, Andy	43 SWED	6:05.00	13	Gambrel, Patrick A	61 NEM	7:34.93				
5	Rushman, CJ	44 SKY	6:23.82	14	Mange, David P	60 MICH	7:56.00				
6	Ahlgren, Kyle R	40 1693	6:37.11	15	Miller, Jamie A	61 NCMS	9:51.43				
45-49				16	Forgione, David J	61 MICH	13:37.85				
1	Lee, Lawrence B	47 NCMS	5:07.48	65-69							
2	Koehler, Doug J	49 CVMM	5:21.58	1	Clemmons, Jim	65 MAM	5:55.50				
3	Rubocki, John S	45 SAWS	5:33.22	2	Couch, Bob E	68 SYSM	6:20.17				
4	Cordero, Billy	48 SWED	5:42.00	3	Kolar, Clay A	66 SLAM	6:40.00				
5	Koenig, Kit M	46 SFTL	5:42.39	4	Rollins, Bruce W	66 WMST	6:40.02				
6	Wuchte, Mathew S	45 BWSC	5:48.58	5	Anderson, Marc S	66 MINN	6:45.80				
7	Fischer, Andy	48 SFTL	5:55.00	6	Douglass, Nick	66 O*H*	7:17.08				
8	Mc Bride, Patrick F	46 USF	5:58.00	7	Willis, Gregory B	67 LAPS	7:23.53				
9	Elizondo, Bill	48 RAM	6:04.13	8	Mann, Dr Thomas J	67 SYSM	8:30.47				
10	Rubacky, Mark S	46 NCMS	6:04.57	70-74							
11	Sturdy, Patrick R	46 MICH	6:27.99	1	Molnar, Ronald A	73 CMS	7:24.31				
50-54				2	Lokensgard, Erik	73 MICH	7:30.00				
1	Frentsos, Jerome A	50 MARY	4:53.69	3	Winokur, Eliot	71 GOLD	7:37.66				
2	Jenkins, Timothy J	54 IM	5:25.00	4	Delong, Gerry G	72 GOLD	7:45.99				
3	Harris, Gregory	52 VMST	5:31.78	5	McCarty, Thomas E	70 TOC	7:59.00				
4	Alfaro, Javier	50 CRCE	5:45.70	6	Stern, Tom K	70 STAN	8:07.71				
5	Kinugawa, Thomas L	50 SFTL	5:49.00	7	Meyer, Gerald H	71 O*H*	8:51.74				
				8	Hale, Art	73 MVN	13:41.99				
				75-79							
				1	Badgley, David	75 OKMS	8:29.00				
				2	Learmonth, William R	76 O*H*	11:00.00				

2015 USMS Summer Nationals
SPIRE Aquatic Center
Psych Sheet - Friday, August 7, 2015

#6 Women 400 LC Meter IM

Sponsor: University Hospitals

Name	Age	Team	Seed Time
18-24			
1 Silva, Courtney F	23	UC30	5:47.69
25-29			
1 Clapp, Marissa L	28	RICE	5:16.02
2 Hanft, Marie F	25	SFTL	5:27.50
3 Capizzi, Stefanie	28	ROSE	6:29.59
4 Abner, Kelly A	25	SFTL	7:05.67
5 Baldwin, Tricia A	25	SKY	8:46.62
30-34			
1 Kowalske, Megan L	33	MICH	5:30.00
2 Parker, Emily S	30	SDSM	5:30.74
3 Williams, Melinda B	34	NEM	5:34.82
4 Togias, Anna	30	GRAN	5:40.00
5 Osborn, Anne E	30	1ST	6:21.29
6 Ho, Judy	30	ROSE	6:40.98
7 Miller, Alaina	33	ALEX	6:55.96
8 Stutz, Kathleen J	33	SFTL	6:58.12
35-39			
1 Richardson, Lindsay	35	MICH	5:51.02
2 Moro, Erin C	37	PALM	5:53.89
3 Roddin, Julie	39	ANCM	6:20.00
4 Ellawadi, Allison B	37	CSMT	6:22.97
5 Szekeres, Naomi O	37	SFTL	7:05.77
40-44			
1 Poll, Claudia	43	CRCE	5:30.79
2 Mayville, Janey C	41	SFTL	6:10.89
3 Atkinson, Karen E	40	NEM	7:15.05
4 Volz, Kristin R	42	SFTL	8:22.71
45-49			
1 Stone, Stephanie	48	RAM	5:37.84
2 Dombkowski, Susan E	49	MICH	5:45.99
3 Simmons, Cheryl A	48	ROSE	6:08.62
50-54			
1 Countryman, Marianne	51	GAJA	5:59.17
2 McIntyre, Shannon J	51	PSM	6:04.50
3 Bennett, Ellen K	52	SYSM	6:20.00
4 Froehlich, Kathryn	53	IM	6:20.52
5 Uhl, Mary A	50	NMMS	6:55.02
6 Grebe, Suzanne	54	MICH	7:30.55
7 Mooney, Debra K	53	SWOM	7:40.00
8 Meyer, Andrea	52	CMS	8:31.78
55-59			
1 Alioto, Laurie J	57	WMAC	6:16.00
2 Ciampa-Wise, Cindy	55	SKY	6:17.44
3 Brown, Denise H	56	MICH	6:44.91
4 Gold, Susan	55	ROSE	6:52.22
5 Cuda, Suzanne E	55	MOST	7:12.04
6 Barkley, Maryanne	55	SLAM	7:22.20
7 Kregor, Janice	59	SKY	8:33.41
8 Bauer, Diann S	57	SLAM	8:40.62
60-64			
1 Hilpert, Bess	60	TXLA	6:41.24
2 Kryka, Nancy	60	SYSM	6:41.26
3 Quinn, Phyllis E	60	TOC	7:04.13
4 Falcigno, Pamela M	60	SFTL	7:23.15

60-64...(#6 Women 400 LC Meter IM)

5 Larson, Linda L	60	SFTL	7:26.82
6 Steil, Tamara R	61	MICH	7:39.19
7 Bishop, Martha	61	OUMS	7:43.36
8 Belva, Carol W	60	BUMS	7:46.23
9 Eastridge, Joannie W	61	MICH	8:14.28
10 Callaway, Linda	62	MOST	9:20.70
65-69			
1 Guthrie, Sally K	65	MICH	7:47.30
2 Lyman, Carolyn B	65	JCC	7:53.04
3 Larsen, Babs H	68	MINN	8:00.00
4 Martin, Michelle E	66	SFTL	8:53.12
5 Panayotoff, Kristi M	67	GS	8:54.60
70-74			
1 Meyers, Susan L	73	SYSM	8:19.38
80-84			
1 Varty, Eulah M	81	VIC	10:57.97
85-89			
1 Campbell, Joan K	85	FACT	12:58.66

2015 USMS Summer Nationals
SPIRE Aquatic Center
Meet Program - Friday, August 7, 2015

#7 Men 100 LC Meter Butterfly

Lane	Name	Age	Club	Seed Time
Heat 1 of 15 Finals				
2	Williams, Robert B	76	O*H*	2:17.37
3	Martin, Ray G	78	MICH	1:51.01
4	Williams, Frank	75	SDSM	1:32.53
5	Cody, Frank J	75	MICH	1:51.46
7	Maine, Thomas O	90	SLAM	2:23.46
Heat 2 of 15 Finals				
0	Hale, Art	73	MVN	3:26.16
1	Schenk, Martin P	73	FACT	1:46.98
2	Frost, Kenneth A	71	TAM	1:30.00
3	Greenfield, Harry W	70	O*H*	1:25.00
4	Abrahams, Richard T	70	CMS	1:11.00
5	Burns, Richard	72	TAM	1:17.00
6	Nielsen, Charles D	70	MINN	1:26.00
7	Straka, Peter	72	FTYM	1:31.00
8	Hamilton, Raymond H	72	AKMS	1:53.51
Heat 3 of 15 Finals				
1	Willis, Gregory B	67	LAPS	1:27.67
2	Burns, Joel J	69	SFTL	1:19.77
3	Kerns, Hubie	66	VCM	1:15.00
4	Childs, Lee	67	GOLD	1:12.00
5	Schmidt, George L	65	GOLD	1:15.00
6	Bernard, Alan D	66	TAM	1:18.92
7	Meyerhoff, Rick	68	TAM	1:22.00
8	Fine, Gary M	65	MINN	1:48.50
Heat 4 of 15 Finals				
2	Larson, Allen J	62	OREG	1:38.95
3	Muthler, Stephen K	64	TPIT	1:25.00
4	Tupitza, Charles W	60	WAVA	1:21.00
5	Wright, Robert E	61	DOC	1:22.75
6	Rinaldi, Ronald J	64	O*H*	1:30.00
Heat 5 of 15 Finals				
0	Van Nort, Steven	64	LAPS	1:19.51
1	Davidson, Craig	60	IM	1:15.00
2	Perout, Jeffrey J	62	SYSM	1:14.00
3	Vandam, David K	60	TXLA	1:11.77
4	Graham, Donald	61	PSM	1:06.91
5	Groselle, Jack R	61	SYSM	1:08.19
6	Hildebrandt, David C	60	GAJA	1:12.00
7	Feinstein, John	60	ANCM	1:15.00
8	Jones, Robert B	64	1776	1:17.79
9	Buckley, Mark	62	CVMM	1:20.20
Heat 6 of 15 Finals				
0	Robie, Michael H	55	IM	1:25.90
1	White, Steve G	55	WMST	1:15.00
2	Pogue, Jim H	55	MICH	1:14.50
3	Jay, Howard	59	CMS	1:12.22
4	Geiger, Phil J	56	O*H*	1:13.10
5	Fisher, Dennis E	56	NAM	1:14.50
6	Cummings, Brian A	56	INDY	1:16.00
7	Schaal, Maor	47	SKY	1:20.00
8	Laduzinski, Steven M	46	METR	1:21.79
9	Krusinski, Mark D	50	SWST	1:30.00

Heat 7 of 15 Finals

0	Johnston, Mark A	55	FLOW	1:11.00
1	Scott, Greg C	56	CMS	1:08.00
2	Ritter, James H	59	CSMT	1:07.00
3	Hafner, Paul A	55	ARIZ	1:05.46
4	Kone, Bruce C	57	RICE	1:05.00
5	Gibson, Dave	55	IM	1:05.10
6	Golden, Larry	55	ARKM	1:06.40
7	Gallant, John	55	UC11	1:07.40
8	Stultz, Todd W	55	SWST	1:09.00
9	Holove, Victor R	55	NAST	1:12.00

Heat 8 of 15 Finals

0	DiBenedetto, Robert J	52	GYMS	1:15.88
1	Alfaro, Javier	50	CRCE	1:11.48
2	Morris, Richard L	51	NAM	1:10.00
3	Wagner, Harold K	50	NAM	1:07.14
4	Fallon, Bill	52	BERK	1:05.73
5	Dixon, Glenn S	51	MOVY	1:06.00
6	Tatterson, Bryan R	51	SFTL	1:07.50
7	Weaver, Scott D	53	UC17	1:10.32
8	Ross, Gavin A	50	SEAM	1:15.05
9	Volker, Jens	50	GSM	1:18.00

Heat 9 of 15 Finals

0	Bailey, Jeff M	48	MICH	1:08.33
1	Rutledge, Mike	45	GRAN	1:08.00
2	Fischer, Andy	48	SFTL	1:07.00
3	Kroupa, Andy S	46	YCFM	1:03.74
4	Roddin, Jeffrey H	46	ANCM	1:00.96
5	Malas, Bryan	48	LSLP	1:02.00
6	Mehok, George K	48	SYSM	1:04.40
7	Brandt, Mark W	49	IM	1:07.10
8	Grotke, Greg	47	CMS	1:08.00
9	Jones, Kenton R	48	SDSM	1:11.06

Heat 10 of 15 Finals

1	Tomson, Farol L	44	GERM	1:14.56
2	Hynes, Brodie	41	YCFM	1:08.28
3	Karren, Kelly S	42	CVMM	1:05.14
4	Pearson, Johnnie A	42	SYSM	1:02.34
5	Smaro, Frank J	40	NAST	1:04.55
6	Tiozzo, Eduard	42	SFTL	1:07.50
7	Baldwin, Craig M	41	RMST	1:09.66

Heat 11 of 15 Finals

1	Hill, Jason M	36	DAS	1:11.50
2	Weber, Matthew J	36	DAS	1:11.04
3	Mora, Eduardo	37	CRCE	1:11.10
4	Rouch, Stephen T	35	INDY	1:12.40
6	Phillips, Michael A	29	TPIT	1:13.90
7	Fedorchak, Mark	28	BUMS	1:12.28
8	Cahoon, Matt	27	OHSP	1:19.73

Heat 12 of 15 Finals

0	Field, David W	36	NCMS	1:07.62
1	Calnan, John P	35	FTYM	1:05.00
2	Dallamura, Scott J	37	NCMS	1:04.43
3	Chia, Nei-Kuan	38	AWJ	1:01.59
4	Zeller, Timothy A	37	GYMS	59.00
5	Kendig, Jamie M	35	SYSM	1:01.49
6	Werner, David F	37	BUMS	1:03.50
7	Parrish, Douglas M	35	UC18	1:05.00
8	Strahota, Jeffrey R	35	TERR	1:05.97
9	Kennedy, Jeremy C	38	MICH	1:09.92

Heat 13 of 15 Finals

1	Cleary, Kevin H	32	OREG	1:09.00
2	Hersh, David M	34	FINS	1:05.58
3	Wells, Geoff	33	BUMS	1:02.57
4	Doak, Kevin	34	MICH	59.42
5	Vanderkaay, Christian	33	MICH	1:01.65
6	Limouze, Thomas C	31	FINS	1:03.58
7	Batchelder, John R	34	CMS	1:06.63

Heat 14 of 15 Finals

0	Schapiro, Adam P	29	SWOM	1:07.99
1	Ganiyev, Doston	28	CMS	1:06.17
2	Marchant, Ryan A	26	BUMS	1:05.00
3	Sauter, Trace U	27	NCMS	1:01.41
4	Chiu, Eric K	25	IM	1:00.00
5	Acosta, Joel A	27	SFTL	1:00.24
6	Taylor, Jonathan B	27	TOC	1:01.50
7	Miller, Christopher L	26	WMST	1:06.00
8	Roark, Adam L	27	LSSC	1:07.18
9	Taylor, Tim	28	ALEX	1:10.95

Heat 15 of 15 Finals

1	Marquet, Bryan D	22	ISWM	1:06.50
2	Baetzold, Seth J	20	UC30	1:02.17
3	Rutkowski, Tyler E	23	MICH	1:01.00
4	Rutkin, Lance J	21	SFTL	1:00.34
5	Powell, Roger W	23	SFTL	1:00.99
6	Hamel, Dirk	20	SYSM	1:02.00
7	Ewing, Kevin H	21	GSM	1:05.05

#8 Women 100 LC Meter Butterfly

Lane	Name	Age	Club	Seed Time
Heat 1 of 8 Finals				
3	Russ, Betty J	88	O*H*	2:38.05
5	Henderson, Martha J	79	FACT	2:38.66
7	Meyers, Susan L	73	SYSM	1:57.04
Heat 2 of 8 Finals				
1	Martin, Michelle E	66	SFTL	2:02.73
2	McDowell, Teresa W	65	SLAM	1:58.52
3	Tyler, A Susan	67	SNM	1:40.27
4	McCloskey, Cecilia D	65	1776	1:21.00
5	Douglass, Marilyn	66	O*H*	1:45.54
6	Panayotoff, Kristi M	67	GS	2:02.11
8	Walker, Robin	60	INDY	1:50.22
9	Frayne, Anne M	61	UAR	1:58.63

2015 USMS Summer Nationals
SPIRE Aquatic Center
Meet Program - Friday, August 7, 2015

Heat 3 (#8 Women 100 LC Meter Butterfly)

0	Tourtual, Dorothy M	64 BUMS	1:47.00
1	Belva, Carol W	60 BUMS	1:42.06
2	Falcigno, Pamela M	60 SFTL	1:35.79
3	Ciraulo, Christie	62 UCLA	1:24.80
4	Val, Laura B	64 TAM	1:16.00
5	Amick, Beverly O	61 NCMS	1:24.02
6	Hilpert, Bess	60 TXLA	1:29.38
7	Kryka, Nancy	60 SYSM	1:37.94
8	Lindsey, Connie	63 MOST	1:45.04
9	Eastridge, Joannie W	61 MICH	1:50.00

Heat 4 of 8 Finals

1	Chin-Ogilvie, Adrienne	55 SFTL	1:51.26
2	McNulty, Barbara A	58 FACT	1:28.23
3	Ciampa-Wise, Cindy	55 SKY	1:20.87
4	Alioto, Laurie J	57 WMAC	1:20.00
5	Tokayer, Susan	55 WM	1:20.21
6	Ganze, Cathy	58 SDSM	1:23.22
7	Gifford, Kathy M	55 DOC	1:40.00

Heat 5 of 8 Finals

0	Mooney, Debra K	53 SWOM	1:44.00
1	Hernandez, Josephine	53 CRCE	1:27.11
2	Froehlich, Kathryn	53 IM	1:23.31
3	Ditzler, Kristy	51 TXLA	1:15.91
4	Schickore, Jutta	51 DOC	1:14.54
5	Buxton, Sylvia	50 SYSM	1:14.90
6	Countryman, Marianne	51 GAJA	1:16.25
7	Gregory, Ellen D	51 INDY	1:26.00
8	Uhl, Mary A	50 NMMS	1:36.40
9	Meyer, Andrea	52 CMS	1:54.33

Heat 6 of 8 Finals

0	Atkinson, Karen E	40 NEM	1:45.67
1	Lindley, Sarah	42 MICH	1:15.61
2	Conze, Margaret G	44 LAS	1:09.25
3	Braun, Erika L	43 NCMS	1:06.01
4	Varlas, Melissa D	42 SYSM	1:13.72
5	Petyk, Jennifer R	44 PTMS	1:25.00
6	Sordo, Dianna L	49 BUFF	1:24.41
7	Dombkowski, Susan E	49 MICH	1:18.99
8	English-Bazenas, Daphne R	47 SYSM	1:32.31

Heat 7 of 8 Finals

0	Howland, Heather A	35 IM	1:21.99
1	Moro, Erin C	37 PALM	1:09.27
2	Szekely, Ildiko	36 NEM	1:05.54
3	Uhl, Alicia K	38 NCMS	1:08.75
4	Szekeres, Naomi O	37 SFTL	1:17.84
5	Corporon, Nicolle A	31 CON	1:19.37
6	Williams, Melinda B	34 NEM	1:15.16
7	Togias, Anna	30 GRAN	1:13.00
8	Braniecki, Ashley L	30 O*H*	1:15.77
9	Stutz, Kathleen J	33 SFTL	1:37.20

Heat 8 of 8 Finals

0	Young, Charley C	28 AGUA	1:17.09
1	St. Jules, Andrea	25 GRAN	1:15.99
2	Wintrow, Jennifer B	25 O*H*	1:15.00
3	Kastes, Katie C	26 TOC	1:04.00
4	Frendreis, Lauren K	26 ROSE	1:10.52
5	Marks, Jamie L	27 SFTL	1:15.88
6	Watt, Lindsay	29 ETOB	1:16.07
7	Bruce, Madeline J	21 IM	1:08.73
8	Silva, Courtney F	23 UC30	1:09.42

#9 Men 50 LC Meter Freestyle

Lane	Name	Age	Club	Seed Time
------	------	-----	------	-----------

Heat 1 of 27 Finals

1	Roudebush, George M	90 PSM	1:20.00
3	Manheim, Frank T	85 RMST	39.75
4	Van Dijk, Peter	86 O*H*	42.00

Heat 2 of 27 Finals

1	Malaker, Deane	83 O*H*	1:00.74
2	Chisholm, Dick	81 O*H*	46.35
3	Oyakawa, Yoshi	82 O*H*	36.00
4	Cavanaugh, Cav	80 GOLD	32.90
5	Shechter, Stanley J	83 AGUA	35.10
6	Hall, Sid	80 O*H*	37.28
7	Russ, Carl	80 VMST	50.00
8	Sickenberger, William L	81 RMST	1:15.15

Heat 3 of 27 Finals

1	Zuur, James	75 TAM	38.00
2	Badgley, David	75 OKMS	35.00
3	Smith, John C	77 SYSM	34.50
4	Trauber, Ami A	76 SFTL	33.00
5	Coupe, George J	75 NEM	34.23
6	Miller, David W	75 GAJA	34.79
7	Charlton, Allan	78 MICH	36.50
8	Lenard, Walt	78 NASH	50.90

Heat 4 of 27 Finals

0	Martin, Paul M	71 O*H*	38.77
1	Freeman, Frank B	70 CVMM	36.30
2	Williams, Byron H	74 SYSM	35.15
3	Claridge, Don A	70 SYSM	33.79
4	Buchan, Douglas T	72 SFTL	33.16
5	List, Robert W	70 GSMS	33.64
6	Stern, Tom K	70 STAN	35.02
7	Hutchings, Dick	74 NEM	35.44
8	Pohlmann, John T	72 SLAM	38.21

Heat 5 of 27 Finals

0	Nielsen, Charles D	70 MINN	32.80
1	Amundsen, Joseph S	70 1776	31.83
2	Soderstrom, Jan	70 SYSM	31.13
3	Greenfield, Harry W	70 O*H*	30.10
4	Abrahams, Richard T	70 CMS	28.00
5	Quiggin, David	71 PBM	28.78
6	Alexander, Richard J	71 GSM	30.40
7	Straka, Peter	72 FTYM	31.45
8	Gilbert, Richard P	70 TAOS	32.00
9	Walters, Dan M	70 NIAG	33.00

Heat 6 of 27 Finals

0	Anderson, John H	65 IM	40.76
1	Meade, Tom J	68 BUMS	34.20
2	Vazmina, Rudy J	65 SYSM	32.57
3	Terkel, Lawrence A	68 O*H*	32.18
4	Moskovits, Alexander	66 TAM	32.00
5	Kornblatt, Daniel S	66 BUMS	32.00
6	Evans, Keith R	67 SYSM	32.50
7	Solomon, David L	67 SFTL	32.68
8	Mehnert, Erich C	67 MICH	36.50
9	Akbar, Clyde	67 SFTL	59.05

Heat 7 of 27 Finals

0	Hammerstrom, John G	67 GOLD	31.87
1	Olson, Chuck A	65 MICH	30.50
2	Wright, Robert W	65 MOVY	29.94
3	Hazen, John	65 NASH	29.20
4	Gruber, Glenn A	66 VCM	28.68
5	Childs, Lee	67 GOLD	28.75
6	Anderson, Marc S	66 MINN	29.69
7	Rollins, Bruce W	66 WMST	30.02
8	Diel, Bruce N	67 NCMS	31.34
9	Pot, Eugene T	65 BUMS	31.90

Heat 8 of 27 Finals

0	Tulin, Michael	61 ROSE	45.29
1	Abbate, Gary A	61 TPIT	34.99
2	Mange, David P	60 MICH	32.40
3	White, Tim	60 NCMS	31.59
4	Dougherty, Stephen P	64 1776	32.00
5	Feinstein, John	60 ANCM	33.00
6	Simmons, Paul M	63 O*H*	36.00
7	Nakazawa, Muraji	59 RMST	34.94
8	Weiss, Patrick J	56 MICH	37.10

Heat 9 of 27 Finals

0	Plencner, Bob R	63 NEM	31.43
1	Mandel, Barry R	62 WMAC	30.50
2	Purdie, James L	63 NAM	29.99
3	Fochios, Dean T	61 WMAC	29.40
4	Kazmaier, Karl H	60 O*H*	29.10
5	Toth, Dennis J	60 MICH	29.22
6	Buckley, Mark	62 CVMM	29.70
7	Munson, Arthur L	62 BUMS	30.42
8	Hoopingarner, John	61 O*H*	31.20
9	Franzon, Olof	63 SYSM	31.50

Heat 10 of 27 Finals

0	Stager, Joel M	63 DOC	28.74
1	Krauser, Larry B	62 HMS	28.28
2	Kahn, Roger	60 SYSM	27.90
3	Fox, Richard E	60 UC38	26.80
4	Martin, Doug	62 ARKM	26.20
5	Groselle, Jack R	61 SYSM	26.59
6	Williams, Bruce F	62 SYSM	27.50
7	Van Boer, Eric D	61 RHMS	28.02
8	Thornton, James	63 1776	28.52
9	Hildebrandt, David C	60 GAJA	29.01

2015 USMS Summer Nationals
SPIRE Aquatic Center
Meet Program - Friday, August 7, 2015

Heat 11 (#9 Men 50 LC Meter Freestyle)			Heat 16 of 27 Finals			Heat 21 of 27 Finals		
0 Freeman, Matt	55 YCFM	33.44	0 Bauer, Don	52 COLL	29.17	0 Phillips, Tom	41 NEM	27.00
1 Cox, Daniel P	55 O*H*	32.33	1 Weaver, Scott D	53 UC17	28.91	1 Karren, Kelly S	42 CVMM	26.26
2 Bargar, Scott D	59 UC17	30.64	2 Wunderlich, Karl E	50 GERM	28.63	2 Baleka, Siphwe K	44 MOVY	26.10
3 Genz, Michael A	57 SDSM	30.63	3 Horwitz, Peter C	51 SFTL	28.50	3 Larkin, Mark W	44 WMAC	25.97
4 Vargas, Glen A	55 SYSM	30.42	4 DuBay, John	51 UC18	28.46	4 Williams, Ryan D	42 SFTL	25.21
5 Crutchfield, Randy L	57 NAST	30.50	5 Newman, Steven M	53 SYSM	28.50	5 Tiozzo, Eduard	42 SFTL	25.50
6 Fort, Robert L	57 MICH	30.64	6 St. Germain, Eric M	53 MICH	28.52	6 Butcher, Rob	43 SYSM	25.99
7 Riggs, Jonathan D	58 MICH	31.30	7 Moore, John	53 NCMS	28.85	7 Andrews, Nathan R	40 BUMS	26.25
8 Definis, Jay M	56 O*H*	33.00	8 Harris, Mark E	53 ALEX	29.00	8 Smardo, Frank J	40 NAST	26.55
9 Downey, James E	55 HURY	34.00	9 Tarafa, Miguel	51 CRCE	29.17	9 Dolence, Mike	43 INDY	27.30
Heat 12 of 27 Finals			Heat 17 of 27 Finals			Heat 22 of 27 Finals		
0 Lemke, Dieter	59 O*H*	30.29	0 Caudrillier, Francois J	53 BUMS	27.91	0 Forst, Jeremy S	37 INDY	29.66
1 Munson, Fred R	57 SYSM	29.70	1 Beattie, Jeff	53 YCFM	27.80	1 Mora, Eduardo	37 CRCE	28.75
2 White, Steve G	55 WMST	29.00	2 Panzarino, Stephen	54 SYSM	27.17	2 Hill, Jason M	36 DAS	28.50
3 Miller, Brent D	56 MOVY	28.85	3 Tatterson, Bryan R	51 SFTL	26.80	3 O'Dell, Richard S	38 MOVY	28.21
4 Thain, Doug A	55 MTSC	28.35	4 Beattie, John R	54 YCFM	25.95	4 Leake, Michael	37 NEM	28.31
5 Ruderman, Richard	57 IM	28.69	5 Harris, Gregory	52 VMST	26.40	5 Sikich, Christopher P	37 NAST	28.59
6 Tsuzuki, Ed M	57 GSM	28.96	6 Wall, Chris L	53 CVMM	26.87	6 Laporte, Guillermo	36 CRCE	28.88
7 Fisher, Dennis E	56 NAM	29.10	7 Billings, Raymond	50 AKMS	27.21	7 Shaw, Chris	33 TERR	28.85
8 Pogue, Jim H	55 MICH	29.75	8 Cassidy, John M	51 MICH	27.82	8 Lassita, Vincent	34 UC17	28.12
9 Moreno, Al	57 GOLD	30.39	9 Valley, Eric	54 MOVY	27.92	9 Schaefer, Andrew F	32 BUMS	29.89
Heat 13 of 27 Finals			Heat 18 of 27 Finals			Heat 23 of 27 Finals		
0 Neville, Richard	59 FAST	27.59	0 Kasemsarn, Richard	45 BWSC	29.40	0 Weber, Matthew J	36 DAS	28.06
1 Butler, Mike D	55 HUNT	27.50	1 Laduzinski, Steven M	46 METR	29.00	1 Dallamura, Scott J	37 NCMS	27.06
2 Hafner, Paul A	55 ARIZ	26.98	2 Deane, Rusty	45 LSSC	28.71	2 Dada, Alejandro	35 NT	25.95
3 Kone, Bruce C	57 RICE	26.84	3 Pophal, Joe J	49 O*H*	28.30	3 White, John J	38 SFTL	25.89
4 Stephenson, Kyle	55 MOVY	26.60	4 Nieuwenhuis, Mark	49 SFTL	28.00	4 Fiene, Jonathan P	37 UC08	24.83
5 Sherman, Bill	57 MOVY	26.77	5 Lage, Terry L	47 SFTL	28.10	5 Zeller, Timothy A	37 GYMS	25.62
6 Stultz, Todd W	55 SWST	26.90	6 Clear, Kirk W	48 VMST	28.32	6 Werner, David F	37 BUMS	25.90
7 Gibson, Dave	55 IM	27.30	7 Emery, Jonathan D	49 O*H*	28.97	7 Kendig, Jamie M	35 SYSM	26.52
8 Hassan, Amro A	56 MEDM	27.50	8 Mayall, Randy S	49 BUMS	29.10	8 Bueter, Bryan A	39 UC17	27.65
9 Day, Brian T	55 PTMS	28.00	9 Bolaños, Fderico	49 CRCE	29.45	9 Rodriguez, Jose Ignacio	38 CRCE	28.06
Heat 14 of 27 Finals			Heat 19 of 27 Finals			Heat 24 of 27 Finals		
0 Carnevale, Gabriel	48 CRCE	37.00	0 Robling, Steve W	45 NCMS	27.40	0 Carnes, Jason R	34 AAA	28.07
1 Patrick, Gary G	46 SFY	30.15	1 Kasser, Dan	46 SKY	26.72	1 Zhai, Eric	34 BCTM	26.86
2 Elizondo, Bill	48 RAM	29.82	2 Sheldon, Paul	45 CMS	26.12	2 Ritter, Chris	31 NCMS	26.08
3 Jaroch, Matthew	46 O*H*	30.00	3 Mehok, George K	48 SYSM	25.98	3 Paul, David L	34 NEM	25.05
4 Edwards, John	47 UC10	31.68	4 Weber, Mark A	48 SYSM	25.10	4 Ritter, Adam J	30 CSMT	23.29
5 Ellek, Michael J	34 O*H*	36.47	5 Boosin, Michael J	49 CVMM	25.58	5 Doak, Kevin	34 MICH	24.40
6 Krusinski, Mark D	50 SWST	36.00	6 Bennett, Dennis	49 IAMA	25.99	6 Burris, William G	33 JWM	26.02
7 Thessin, Tyler	50 OREG	31.42	7 Doane, Michael P	45 TERR	26.40	7 Cuellar, Sebastian	31 SFTL	26.14
8 Randesi, David J	53 BUMS	33.00	8 Malas, Bryan	48 LSLP	27.00	8 Miller, Joshua S	30 NAM	27.05
9 Benencia, Fabian	51 OUMS	42.53	9 Bailey, Jeff M	48 MICH	27.70	9 Pannepacker, Josh M	32 JWM	28.10
Heat 15 of 27 Finals			Heat 20 of 27 Finals			Heat 25 of 27 Finals		
0 Morris, Richard L	51 NAM	30.00	0 Bobro, David F	42 PTMS	29.33	0 Gehr, Gabriel R	23 UC17	34.00
1 Julian, Steve G	53 ISWM	29.71	1 Bishop, Christopher R	43 BUMS	29.00	1 Zarembo, Roman F	20 SYSM	29.00
2 DiBenedetto, Robert J	52 GYMS	29.52	2 Williams, Rich	40 1693	28.63	2 Marquet, Bryan D	22 ISWM	28.45
3 Dennis, Justin M	53 SLAM	29.43	3 Broglio, Mike	44 NEM	28.50	3 Baetzold, Seth J	20 UC30	28.75
4 Turocy, Gregory	52 O*H*	29.19	4 Nance, Chad A	43 NAM	27.40	4 Muni, Nicholas A	19 UC17	29.33
5 Fenstermacher, Jim S	52 NCMS	29.34	5 Navarro, Jeiko	41 CRCE	27.50	5 Billion, Clayton M	25 SKY	29.98
6 Woody, Kevin	52 NCMS	29.44	6 Davis, Andrew J	42 SFTL	28.50	6 Ganiyev, Doston	28 CMS	28.15
7 Caskey, John F	54 T2NM	29.52	7 Colteu, Claudiu	42 IM	28.89	7 Browning, Casey R	27 MICH	27.59
8 Rader, David M	53 OHSP	30.00	8 Tomson, Farol L	44 GERM	29.16	8 Jacobs, Steven R	26 O*H*	28.21
9 Bryant, Joseph G	52 MICH	30.27	9 Gallagher, Michael R	44 SWST	29.35	9 Fedorchak, Mark	28 BUMS	30.44

2015 USMS Summer Nationals
SPIRE Aquatic Center
Meet Program - Friday, August 7, 2015

Heat 26 (#9 Men 50 LC Meter Freestyle)

0	Jerden, Alex D	28 INDY	26.39
1	Chiu, Eric K	25 IM	26.00
2	Sauter, Trace U	27 NCMS	25.86
3	Catlin, Andrew H	27 INDY	25.45
4	Taylor, Jonathan B	27 TOC	24.79
5	Marchant, Ryan A	26 BUMS	25.00
6	Acosta, Joel A	27 SFTL	25.69
7	Deptula, Chris	26 MICH	25.99
8	Ludington, Matthew D	26 TERR	26.00
9	Miller, Christopher L	26 WMST	27.04

Heat 27 of 27 Finals

0	Rozsa, Jesse L	23 BUFF	27.92
1	Powell, Roger W	23 SFTL	26.59
2	Ewing, Kevin H	21 GSM	26.26
3	Matthews, Christian S	24 RMST	25.95
4	Reyes, Nicolas H	21 MWA	25.00
5	Esmacilian Baboukani, Moha	24 ROSE	25.00
6	Horner, Matthew L	19 UC08	26.00
7	Ksehati, Fares	24 MICH	26.50
8	Sincel, Joseph A	20 O*H*	26.98
9	Miller, Ryan	24 O*H*	28.32

#10 Women 50 LC Meter Freestyle

Lane	Name	Age Club	Seed Time
------	------	----------	-----------

Heat 1 of 19 Finals

2	Tsuzuki, Joy	85 GSM	3:00.00
3	Campbell, Joan K	85 FACT	58.05
4	Russ, Betty J	88 O*H*	53.86
5	Kysor, Stefanena D	87 NIAG	1:12.08
7	Stone, Marjorie	92 GCPS	1:15.88

Heat 2 of 19 Finals

1	Dolence, Marilyn D	73 SC	1:20.00
2	Hill, Marcia M	71 WCM	42.33
3	Bricken, Susan W	72 CMAS	38.42
4	Ridout, Nancy J	73 TAM	37.78
5	Coughlin, Barbara	71 SCHH	41.88
6	Manheim, Lucy M	73 RMST	50.06
8	Waite, Nancy A	81 O*H*	54.34
9	Hajost, Rosemary	83 RMST	1:15.00

Heat 3 of 19 Finals

1	Mitchell, Anita M	65 SFTL	48.40
2	Schroeder, Christine M	66 1776	38.00
3	Miller, Celeste	65 SNM	36.00
4	Davis, Charlotte M	65 PSM	32.50
5	Carson, June F	67 SYSM	35.49
6	Korsedal, Susan D	65 SWM	37.01
7	Shoenberger, Linda R	68 TAM	40.26
8	Nathan, Laura B	67 MICH	50.31

Heat 4 of 19 Finals

0	Howard, Deborah C	56 FACT	45.00
1	Schiff, Linda	56 AY	39.72
2	Wyncott, April F	57 MICH	35.00
3	Savage, Mary Anne	55 UC11	36.20
4	Siegel, Joanne L	56 SHSH	40.94
5	Barr, Mary L	52 BUMS	42.04
6	Cabada, Maria	52 CRCE	34.06
7	Stephenson, Natalie	54 MOVY	40.24
8	James, Katy	60 ARIZ	36.65
9	Reichenbach, Marilyn	60 MICH	46.00

Heat 5 of 19 Finals

0	Watts, Sue N	61 1776	35.93
1	Guins, Ann H	62 SYSM	34.73
2	Falcigno, Pamela M	60 SFTL	33.52
3	McDonnell, Peggy H	60 GOLD	33.12
4	Val, Laura B	64 TAM	31.00
5	Hilpert, Bess	60 TXLA	32.29
6	Bright, Janet H	60 1776	33.30
7	Kirkpatrick-Reno, Nancy	60 CVMM	34.72
8	Merena, Elizabeth J	63 BCTM	35.49
9	Stager, Nan H	60 DOC	36.54

Heat 6 of 19 Finals

0	Attin Neville, Debra	56 SFTL	34.84
1	Szymczak, Wendy	57 MICH	33.58
2	Spence, Denise	56 NEM	33.50
3	O'Sullivan, Elizabeth	57 SKAN	33.42
4	Doyle, Deanna	57 SYSM	33.06
5	Ryan, Wendy	58 NIAG	33.31
6	Ritter, Susan M	58 CSMT	33.43
7	Hajost, Cynthia M	55 RMST	33.50
8	Gettelfinger, Cheryl M	58 INDY	34.24
9	Del Greco, Jane B	59 IM	35.00

Heat 7 of 19 Finals

0	Heuman, Linda M	56 O*H*	32.00
1	Ganze, Cathy	58 SDSM	31.79
2	McDonough, Janet B	57 TPIT	31.22
3	Courtney, Zena H	56 PSM	30.56
4	Jones, Eney	55 YCFM	29.99
5	Turner, Lisa M	58 O*H*	30.00
6	Wenzel, Chris	56 SFTL	30.82
7	Tokayer, Susan	55 WM	31.41
8	Thomas, Ann B	55 SFTL	31.86
9	Grilli, Tracy L	58 NEM	32.49

Heat 8 of 19 Finals

0	Mueting, Mary E	50 MICH	33.50
1	Miller, Patricia M	54 VMST	33.08
2	Stokes, Karin E	54 NEM	32.83
3	D'Arcy, Beth	51 AY	32.25
4	Dawson-Cook, Susan E	52 ARIZ	32.10
5	Johnson, Mindy	52 RMST	32.21
6	Zahorik, Barbara T	51 IM	32.46
7	Dawson, Mandy	53 RMST	33.00
8	Stephenson, Sallly H	53 UC18	33.16
9	Toner, Karlin	54 GMUP	33.80

Heat 9 of 19 Finals

0	Mohan, Jennifer J	54 SFTL	31.70
1	MacKenzie, Muffy	52 MICH	31.50
2	Buxton, Sylvia	50 SYSM	30.60
3	Dillmann, Liz J	50 IM	29.80
4	Schoenneman, Lisa L	53 CVMM	29.68
5	Cleavenger, Becky	52 CVMM	29.75
6	Ditzler, Kristy	51 TXLA	30.47
7	Harris, Susan	50 MICH	31.21
8	Considine-Miller, Ellen A	52 WMST	31.63
9	Convis Buck, Corrin C	51 MICH	31.78

Heat 10 of 19 Finals

1	Ladd, Laura M	48 NASH	35.37
2	Rogers, Julie E	48 BWSC	34.08
3	Sordo, Dianna L	49 BUFF	32.74
4	Smith, Melissa A	48 O*H*	32.48
5	Gianniny, Dana	46 ROCH	32.50
6	Clark, Inge	45 IM	33.03
7	Blankenship, Kristin M	46 LTAZ	34.78
8	Weber, Kimberly E	47 SYSM	40.00

Heat 11 of 19 Finals

0	Goldschmidt, Claudia	48 SYSM	31.45
1	Marques, Andrea A	48 CRSC	30.66
2	Wilson, Jamie W	49 PALM	30.66
3	Carmichael, Larissa	48 SYSM	29.92
4	Thomas, Melanie	46 UC33	27.21
5	Williams, Susan O	49 L4S	29.34
6	Scott, Rebecca	45 OSH	30.35
7	Wolff, Celia	49 NCMS	30.66
8	Dombrowski, Andrea	48 SYSM	31.16
9	Weiderman, Jennifer	49 CVMM	31.50

Heat 12 of 19 Finals

2	Lawrence, Melanie A	42 O*H*	40.00
3	Khalil, Heidi G	44 ROSE	33.41
4	Fitzmaurice, Debbie	41 O*H*	33.19
5	Monge, Martha	44 CRCE	33.41
6	Banning, Jennifer	44 O*H*	37.10
7	Richardson, Billie C	44 MTMS	42.97

Heat 13 of 19 Finals

0	Petyk, Jennifer R	44 PTMS	31.30
1	Plotz-Saribalas, Amy M	43 NAM	31.23
2	Lindley, Sarah	42 MICH	30.85
3	Blackburn, Lisa	44 SOFL	27.50
4	Braun, Erika L	43 NCMS	26.87
5	Lindauer, Kerry	41 NCMS	27.29
6	Conze, Margaret G	44 L4S	28.53
7	Bishop, Laura J	43 BUMS	31.14
8	Jones, Leslie L	42 RMST	31.26
9	Marvin, Linda L	42 INDY	32.33

Heat 14 of 19 Finals

2	Ellawadi, Allison B	37 CSMT	33.17
3	Helt, Jaclyn M	37 DAS	32.50
4	Ayala, Kathleen	36 UC34	31.98
5	Lantz, Lisa	35 LTAZ	32.47
6	Arellano, Jessica	37 ROSE	32.55
7	Hicks, Kathryn E	35 INDY	33.33

Heat 15 of 19 Finals

0	Crusco, Kysa M	39 NEM	31.91
1	Milliken, Kathleen	38 MICH	30.76
2	Szekeres, Naomi O	37 SFTL	29.78
3	Uhl, Alicia K	38 NCMS	29.05
4	Stringer, Jennifer	39 NCMS	28.14
5	Smith, Rebecca L	38 BUMS	28.98
6	Carlson, Jennifer M	36 RMST	29.60
7	France, Jessica L	39 MINN	30.42
8	Wood, Lindsay M	39 TPIT	31.26
9	Howland, Heather A	35 IM	31.92

2015 USMS Summer Nationals
SPIRE Aquatic Center
Meet Program - Friday, August 7, 2015

Heat 16 (#10 Women 50 LC Meter Freestyle)

1	Dennison, Laura M	31 NEM	1:02.21
2	Jackson, Molly	33 INDY	52.21
3	Scott, Celia L	32 NITR	33.00
4	Nathan, Anna J	34 MICH	36.87
5	Courtney, Khaila K	19 PSM	40.30
6	Carr, Stacie R	28 MICH	39.99
7	Corcoran, Christen M	25 UC17	45.00

Heat 17 of 19 Finals

0	Segnini, Natalia	34 CRCE	32.72
1	Frost, Emily	33 UC18	29.15
2	Carlson, Megan M	31 INDY	28.67
3	Sitarz, Rachel A	31 ISWM	28.39
4	Vorrasi, Catherine M	32 ARIZ	27.00
5	Stakem, Meredith A	34 DCAC	28.33
6	Chance, Danielle R	34 SYSM	28.56
7	Grover, Mollie K	34 TERR	29.08
8	Lapinskas, Christina	30 ISWM	30.48
9	Colella, Mariel	30 FINS	32.83

Heat 18 of 19 Finals

0	Calderon, Karen	27 CRCE	32.20
1	Abner, Kelly A	25 SFTL	32.10
2	Flores, Sara	25 CRCE	30.54
3	Smith, LaJoya B	27 UC13	29.23
4	Ballenger, Marie A	29 TOC	27.00
5	Sippel, Ashley	25 GERM	28.03
6	Frendreis, Lauren K	26 ROSE	29.52
7	Watt, Lindsay	29 ETOB	30.63
8	Brown, Adrienne F	27 BUMS	32.15
9	Dauksavage, Nicole	27 RAM	32.20

Heat 19 of 19 Finals

0	Kim, Eileen J	23 BUMS	32.51
1	Cabrera, Maria A	24 MWA	32.00
2	Uppfalt, Katie	24 INDY	31.01
3	Flores, Gabriela	22 CRCE	29.48
4	Bruce, Madeline J	21 IM	28.30
5	Cooper, Melissa L	23 NASH	29.24
6	Taylor, Tori	23 ISWM	30.27
7	Suarez, Laura	21 CRCE	32.00
8	Edwards, Katrina B	24 SKY	32.00
9	Kille, Kelsey M	19 BUMS	34.00

2015 USMS Summer Nationals
SPIRE Aquatic Center
Psych Sheet - Friday, August 7, 2015

#11 Men 200 LC Meter Backstroke

Name	Age	Team	Seed Time
18-24			
1 Musser, Seth D	23	MOVY	2:15.00
2 Rutkin, Lance J	21	SFTL	2:20.00
3 Zarembo, Roman F	20	SYSM	2:21.02
4 Matthews, Christian S	24	RMST	2:28.88
5 Dieter, Vaughn S	19	DRGN	2:45.11
25-29			
1 Coombs, Colin S	25	ETOB	2:25.00
2 Taylor, Tim	28	ALEX	2:50.98
3 Kim, Gene B	29	ROSE	2:55.01
4 Clark, Kempsey	25	GERM	3:15.00
30-34			
1 Bezuglyi, Alexander	30	UC06	2:11.10
2 Roper, Matthew D	34	DAM	2:26.00
3 Limouze, Thomas C	31	FINS	2:29.92
4 Schaefer, Andrew F	32	BUMS	2:41.47
5 Batchelder, John R	34	CMS	2:47.20
6 Sigalus, Aleksandr	33	SFTL	3:15.77
35-39			
1 Papa, Ryan	39	MICH	2:15.86
2 Chia, Nei-Kuan	38	AWJ	2:23.99
3 Leake, Michael	37	NEM	2:30.05
4 O'Dell, Richard S	38	MOVY	2:37.36
5 Sherman, Matt J	39	MICH	2:42.50
6 Kim, Steve	39	ROSE	2:44.81
7 Weber, Matthew J	36	DAS	2:47.05
8 Vogel, Michel	39	SFTL	3:10.77
40-44			
1 Andrews, Nathan R	40	BUMS	2:24.00
2 Lehr, Gunner F	43	NAM	2:27.30
3 Stringer, Sean	40	NCMS	2:30.53
4 Maydak, Jeffrey M	42	NAST	2:31.38
5 Semus, Joe	44	MEDM	2:39.80
6 Bishop, Christopher R	43	BUMS	2:42.00
7 Dolence, Mike	43	INDY	2:49.60
8 Hynes, Brodie	41	YCFM	2:52.22
9 Brenes, Marco	44	CRCE	2:53.00
10 Colteu, Claudiu	42	IM	2:53.00
11 Davis, Andrew J	42	SFTL	2:56.90
12 Ahlgren, Kyle R	40	1693	3:01.25
45-49			
1 Dickson, Kurt F	48	ARIZ	2:17.66
2 Carroll, Stewart A	45	RAM	2:20.00
3 Lee, Lawrence B	47	NCMS	2:22.17
4 Mench, Edward H	49	SYSM	2:32.00
5 Rubocki, John S	45	SAWS	2:34.76
6 Kroupa, Andy S	46	YCFM	2:38.00
7 Cordero, Billy	48	SWED	2:39.00
8 Chebotarev, Oleg	47	JAM	2:40.74
9 Kasser, Dan	46	SKY	2:42.38
10 Koenig, Kit M	46	SFTL	2:43.37
11 Brandt, Mark W	49	IM	2:47.10
12 Sheldon, Paul	45	CMS	2:47.12
13 Sturdy, Patrick R	46	MICH	2:47.88
14 Rubacky, Mark S	46	NCMS	2:50.23
50-54			
1 Tuchler, Jim	50	IM	2:20.00

2 Dixon, Glenn S	51	MOVY	2:24.10
3 Fallon, Bill	52	BERK	2:29.55
4 Kinugawa, Thomas L	50	SFTL	2:38.14
5 Yeomans, Scott	51	GSM	2:38.50
6 Newman, Steven M	53	SYSM	2:40.00
7 Dennis, Justin M	53	SLAM	2:50.17
8 Mc Ginley, Patrick B	52	ROSE	2:50.86
9 Cassidy, John M	51	MICH	2:52.49
10 Roush, Stephen P	53	CMS	2:53.53
11 Leppo, Glenn	51	O*H*	2:55.00
12 Bauer, Don	52	COLL	2:55.06
13 Caudrillier, Francois J	53	BUMS	2:58.88
14 Kolb, Karl A	54	NEM	3:19.00
15 Bryant, Joseph G	52	MICH	4:00.00
16 Echeverria, Fernan V	50	O*H*	4:00.00
55-59			
1 Petersen, Craig	55	CMS	2:26.13
2 Ritter, James H	59	CSMT	2:39.00
3 Archer, Branch T	56	TXLA	2:42.77
4 Kristek, Steven M	57	BUMS	2:44.31
5 Hendrick, Marty	57	SFTL	2:44.55
6 Seibt, Andreas K	57	IM	2:45.00
7 Treiman, Gerald S	55	UTAH	2:54.95
8 Beatty, Chuck	56	O*H*	2:56.08
9 Benner, Tord E	56	NOVA	2:59.00
10 Shaffer, Karl E	56	MICH	2:59.05
11 Martin, Bo	55	CSMT	3:00.00
12 Holove, Victor R	55	NAST	3:08.00
13 Fritschen, Tom M	59	PSM	3:27.45
14 Rohlfing, Frederick W	59	UHM	3:40.00
15 Grassell, Duane V	58	O*H*	4:00.10
60-64			
1 Graham, Donald	61	PSM	2:42.20
2 Perout, Jeffrey J	62	SYSM	2:45.00
3 Shead, Timothy M	63	UC50	2:45.00
4 Fochios, Dean T	61	WMAC	2:45.00
5 Krauser, Larry B	62	HMS	2:47.75
6 Keil, Todd A	60	LIB	2:47.82
7 Williams, Bruce F	62	SYSM	2:48.00
8 Wasserman, Neil R	60	O*H*	2:51.44
9 Niemi, Ken	60	GSM	2:53.93
10 Collier, Scott J	61	AKMS	2:55.00
11 Wright, Robert E	61	DOC	2:56.38
12 Bergstrom, Rod	60	AWJ	2:57.00
13 Thompson, Frank L	64	MICH	2:57.00
14 Anderson, Mark J	62	IM	2:59.14
15 Mykleby, Geoff L	62	WMAC	3:00.00
16 Keil, Mark A	62	NEM	3:03.75
17 Vinton, Rich	60	O*H*	3:05.00
18 Fisher, J Kevin	60	NEM	3:05.10
19 Mange, David P	60	MICH	3:10.90
20 Muthler, Stephen K	64	TPIT	3:12.00
21 Zenga, William T	60	SFTL	3:12.80
65-69			
1 Schmidt, George L	65	GOLD	2:55.00
2 Clemmons, Jim	65	MAM	2:55.50
3 Kerns, Hubie	66	VCM	2:56.52
4 Tingley, William	65	SKY	2:57.57
5 Anderson, Marc S	66	MINN	3:03.89
6 Schwartz, Marvin B	67	ARKM	3:04.77

7 Kornblatt, Daniel S	66	BUMS	3:05.00
8 McGaughey, Jim	65	UC18	3:15.70
9 Willis, Gregory B	67	LAPS	3:17.33
10 Wright, Stephen G	66	GERM	3:18.49
11 Arneson, Gaard	67	MICH	3:18.50
12 Parsons, Roger L	68	PBM	3:22.50
13 Conn, Christopher	67	CSMT	3:48.84
70-74			
1 Burns, Richard	72	TAM	2:49.00
2 Lokensgard, Erik	73	MICH	3:20.00
3 Soderstrom, Jan	70	SYSM	3:20.00
4 Molnar, Ronald A	73	CMS	3:25.57
5 Winokur, Eliot	71	GOLD	3:28.23
6 Claridge, Don A	70	SYSM	3:34.51
7 McCarty, Thomas E	70	TOC	3:45.00
8 Meintjies, Bruce E	74	FLA	3:46.98
9 Sanchez, David W	72	UC38	4:10.16
10 Goldbas, Mervyn E	73	SFTL	5:00.00
75-79			
1 Martin, Ray G	78	MICH	3:23.63
2 Braaksm, Harry H	76	NT	3:46.70
3 Cody, Frank J	75	MICH	4:06.26
4 Learmonth, William R	76	O*H*	4:08.12
5 Medici, John C	77	O*H*	4:12.00
6 Goode, Douglas J	76	ROSE	5:26.00
80-84			
1 Oyakawa, Yoshi	82	O*H*	3:30.00
85-89			
1 Manheim, Frank T	85	RMST	4:33.19
2 Beach, Robert E	85	SPM	4:45.00
3 Daily, John R	88	O*H*	5:25.00
90-94			
1 Roudebush, George M	90	PSM	8:45.00

2015 USMS Summer Nationals
SPIRE Aquatic Center
Psych Sheet - Friday, August 7, 2015

#12 Women 200 LC Meter Backstroke				55-59...(#12 Women 200 LC Meter Backstroke)		
Name	Age	Team	Seed Time			
18-24				4	Hajost, Cynthia M	55 RMST 2:59.00
1	Bruce, Madeline J	21 IM	2:39.68	5	Alioto, Laurie J	57 WMAC 2:59.99
2	Flores, Gabriela	22 CRCE	2:46.95	6	Pujalet-Devitt, Michele M	58 DAS 3:00.52
25-29				7	Cavanaugh, Debbie D	57 GOLD 3:02.00
1	Wintrow, Jennifer B	25 O*H*	2:50.00	8	Skomra, Kim C	55 NIAG 3:05.40
2	Marks, Jamie L	27 SFTL	2:55.88	9	Brown, Denise H	56 MICH 3:08.79
3	Capizzi, Stefanie	28 ROSE	3:04.01	10	Ciampa-Wise, Cindy	55 SKY 3:14.24
4	Corcoran, Christen M	25 UC17	4:15.00	11	Groselle, Laura L	55 SYSM 3:15.00
30-34				12	Eakle, Julie O	55 MOST 3:18.59
1	Grover, Mollie K	34 TERR	2:33.40	13	Cuda, Suzanne E	55 MOST 3:22.55
2	Parker, Emily S	30 SDSM	2:33.60	14	Barkley, Maryanne	55 SLAM 3:25.55
3	Wortman, Jennifer L	32 MICH	2:48.50	15	Norton, Judith H	58 O*H* 3:25.58
4	Braniecki, Ashley L	30 O*H*	2:51.78	16	McNulty, Barbara A	58 FACT 3:29.39
5	Corporon, Nicole A	31 CON	2:57.56	17	Turner, Lisa M	58 O*H* 3:30.00
6	Miller, Alaina	33 ALEX	3:07.47	18	Thomas, Ann B	55 SFTL 3:30.26
7	Wray, Ellary H	33 SFTL	3:15.40	19	Diedo, Maddie	57 MICH 3:32.15
8	King, Sarah C	32 MTMS	4:56.00	20	Goldbas, Isabela C	55 SFTL 4:45.77
35-39				60-64		
1	Carlson, Jennifer M	36 RMST	2:41.51	1	Larson, Linda L	60 SFTL 3:03.04
2	Wood, Lindsay M	39 TPIT	2:47.43	2	Craffey, Joan P	62 BCTM 3:10.00
3	Roddin, Julie	39 ANCM	2:50.00	3	Bisogno, Laurie R	63 MOVY 3:10.75
4	Smith, Rebecca L	38 BUMS	2:51.87	4	Gundred, Barb L	64 SFTL 3:15.00
5	Helt, Jaelyn M	37 DAS	2:55.59	5	Ciraulo, Christie	62 UCLA 3:15.94
6	Crusco, Kysa M	39 NEM	3:02.25	6	Kirkpatrick-Reno, Nancy	60 CVMM 3:18.00
7	Arellano, Jessica	37 ROSE	3:17.84	7	Tourtual, Dorothy M	64 BUMS 3:19.77
40-44				8	Quinn, Phyllis E	60 TOC 3:26.53
1	Plotz-Saribalas, Amy M	43 NAM	2:34.48	9	James, Katy	60 ARIZ 3:31.76
2	Varlas, Melissa D	42 SYSM	2:47.00	10	Frayne, Anne M	61 UAR 4:09.53
3	Mayville, Janey C	41 SFTL	2:49.43	11	Watson, Lisa L	61 GAJA 4:10.02
4	Marvin, Linda L	42 INDY	3:30.69	65-69		
45-49				1	McCloskey, Cecilia D	65 1776 2:55.00
1	Stone, Stephanie	48 RAM	2:33.55	2	Lyman, Carolyn B	65 JCC 3:23.25
2	McPherson, Chris A	48 NASH	2:47.71	3	Douglass, Marilyn	66 O*H* 3:31.28
3	Moffett, Erica L	46 SFTL	2:50.10	4	Walsh Beilman, Stephanie	66 1776 3:38.91
4	Lassen, Megan M	45 SFTL	2:54.46	5	Schroeder, Christine M	66 1776 3:45.00
5	Monaghan, Ann S	49 JAM	2:56.34	6	Ventura, Rosa V	68 SFTL 3:45.71
6	Gianniny, Dana	46 ROCH	3:00.00	7	McDowell, Teresa W	65 SLAM 3:50.25
7	Kinugawa, Carla	48 SFTL	3:06.00	8	Guthrie, Sally K	65 MICH 3:55.00
8	May, Julie	48 SKY	3:23.68	9	Larsen, Babs H	68 MINN 3:55.00
9	Petonic, Fran	45 MICH	3:48.01	10	Martin, Michelle E	66 SFTL 4:28.44
50-54				70-74		
1	Saucy, Stephanie A	52 1776	2:49.73	1	Pohlmann, Mary M	70 SLAM 3:36.39
2	Harris, Susan	50 MICH	2:53.11	2	Coughlin, Barbara	71 SCHH 4:21.00
3	D'Arcy, Beth	51 AY	2:59.00	3	Manheim, Lucy M	73 RMST 4:37.00
4	Cleavenger, Becky	52 CVMM	3:01.28	4	Arnold, Tita W	74 SKY 4:45.00
5	Countryman, Marianne	51 GAJA	3:06.64	5	Miller, Jan H	72 SYSM 5:13.49
6	Davidson, Nancy	50 IM	3:20.00	75-79		
7	Irawan, Yuni	52 NITR	3:41.21	1	Henderson, Martha J	79 FACT 4:52.64
8	Cook, Sally A	54 ROSE	4:15.00	80-84		
9	Bibles, Shirley	53 AGM	4:25.00	1	Varty, Eulah M	81 VIC 4:58.68
10	Rea, Gloria	54 SC	4:27.10	85-89		
11	Amelon, Mitzi C	52 MICH	5:30.00	1	Campbell, Joan K	85 FACT 5:26.65
55-59				2	Kysor, Stefanena D	87 NIAG 6:08.97
1	Courtney, Zena H	56 PSM	2:49.57			
2	McDonough, Janet B	57 TPIT	2:53.61			
3	Brightwell, Kim M	55 RMST	2:57.20			

2015 USMS Summer Nationals
SPIRE Aquatic Center
Meet Program - Friday, August 7, 2015

#13 Men 100 LC Meter Breaststroke

Lane	Name	Age	Club	Seed Time
Heat 1 of 16 Finals				
1	Medici, John C	77	O*H*	2:09.00
2	Cody, Frank J	75	MICH	1:50.73
3	Wiedamann, Karl E	77	GOLD	1:43.72
4	Miller, David W	75	GAJA	1:50.00
5	Martin, Ray G	78	MICH	1:50.89
6	Urtasun, Raul C	82	UNAB	2:35.00
7	Quinn, Patrick J	84	ADMS	2:42.63
8	Monne, John N	85	ETOB	2:05.00
Heat 2 of 16 Finals				
0	Hamilton, Raymond H	72	AKMS	1:49.66
1	McCarty, Thomas E	70	TOC	1:48.00
2	Fuenmayor, Jose	71	NASH	1:45.59
3	Schenk, Martin P	73	FACT	1:40.20
4	Frost, Kenneth A	71	TAM	1:24.00
5	List, Robert W	70	GSMS	1:37.52
6	Stern, Tom K	70	STAN	1:40.25
7	Williams, Byron H	74	SYSM	1:47.60
8	Pohlmann, John T	72	SLAM	1:48.04
Heat 3 of 16 Finals				
0	Mann, Dr Thomas J	67	SYSM	1:53.18
1	Terkel, Lawrence A	68	O*H*	1:42.20
2	Rollins, Bruce W	66	WMST	1:40.02
3	Pot, Eugene T	65	BUMS	1:37.97
4	Vazmina, Rudy J	65	SYSM	1:33.68
5	Douglass, Nick	66	O*H*	1:34.52
6	Phillipson, Elliot H	67	O*H*	1:40.00
7	Fine, Gary M	65	MINN	1:41.70
8	McDonald, Robert G	66	O*H*	1:50.50
9	Conn, Christopher	67	CSMT	1:55.55
Heat 4 of 16 Finals				
0	Evans, Keith R	67	SYSM	1:30.00
1	Harding, Peter S	67	UC32	1:29.00
2	Kolar, Clay A	66	SLAM	1:25.00
3	Meyerhoff, Rick	68	TAM	1:22.57
4	Wright, Robert W	65	MOVY	1:19.66
5	Stark, Allen L	66	OREG	1:19.86
6	Walker, Rick B	65	SYSM	1:23.76
7	Moskovits, Alexander	66	TAM	1:28.00
8	Hoffman, Charles L	65	TERR	1:29.72
9	Kelley, Bill R	68	SYSM	1:31.55
Heat 5 of 16 Finals				
0	Marshfield, Mark J	57	O*H*	2:02.58
1	Hardwick, David M	64	DAS	2:10.96
2	Munson, Arthur L	62	BUMS	1:33.00
3	Anderson, Robert L	60	PCCM	1:29.89
4	Hawks, Dean K	63	INDY	1:26.09
5	Dougherty, Stephen P	64	1776	1:25.77
6	Dondi, Beda C	60	SFTL	1:28.27
7	Abbate, Gary A	61	TPIT	1:30.89
8	Franzon, Olof	63	SYSM	1:34.00

Heat 6 of 16 Finals

0	Vinton, Rich	60	O*H*	1:25.00
1	Templin, Philip John	61	SAWS	1:25.00
2	Seybold, Harvey G	61	IM	1:19.94
3	Parker, Randy J	61	MICH	1:18.94
4	Colella, Rick	64	PSM	1:13.55
5	Shead, Timothy M	63	UC50	1:17.50
6	Arsham, Neal D	60	O*H*	1:19.88
7	Kazmaier, Karl H	60	O*H*	1:20.00
8	Korner, Dale E	63	UC18	1:25.00
9	Toth, Dennis J	60	MICH	1:25.49

Heat 7 of 16 Finals

0	Nakazawa, Muraji	59	RMST	1:43.39
1	Aumiller, Joe	58	MICH	1:29.50
2	Vargas, Glen A	55	SYSM	1:27.37
3	McLeod, Mark A	56	CSMT	1:26.77
4	Tuchler, David	57	IM	1:22.00
5	Holmberg, Tom	57	IM	1:22.17
6	Geiger, Phil J	56	O*H*	1:27.10
7	Pinto, Harlan A	58	MELO	1:29.39
8	Martin, Michael P	55	1776	1:35.58
9	Freeman, Matt	55	YCFM	1:47.42

Heat 8 of 16 Finals

0	Louie, Jamie	58	CMS	1:21.50
1	Moreno, Al	57	GOLD	1:19.21
2	Neville, Richard	59	FAST	1:16.74
3	Golden, Larry	55	ARKM	1:16.30
4	Scott, Greg C	56	CMS	1:14.00
5	Doyle, Benn W	57	GSM	1:16.00
6	Kochendorfer, James L	55	MINN	1:16.37
7	Brenner, Bill	57	SYSM	1:18.26
8	Matysek, Jim	56	SYSM	1:20.87
9	Sherman, Bill	57	MOVY	1:21.79

Heat 9 of 16 Finals

0	Benencia, Fabian	51	OUMS	2:03.56
1	Harris, Mark E	53	ALEX	1:27.00
2	Fallon, Bill	52	BERK	1:25.15
3	DuBay, John	51	UC18	1:23.96
4	Kline, Jonathan D	51	SFTL	1:24.32
5	Mc Ginley, Patrick B	52	ROSE	1:26.18
6	Slabe, Michael J	52	SHSH	1:35.00
7	Rushman, CJ	44	SKY	1:24.97
8	Ronau, Matt	44	SKY	1:23.25
9	Holck, Andy	43	SWED	1:28.55

Heat 10 of 16 Finals

0	Billings, Raymond	50	AKMS	1:23.60
1	Turocy, Gregory	52	O*H*	1:22.37
2	Jenkins, Timothy J	54	IM	1:21.00
3	Thompson, Anthony G	51	MOVY	1:18.75
4	Tuchler, Jim	50	IM	1:12.00
5	Panzarino, Stephen	54	SYSM	1:14.25
6	Aubrey, Michael	54	SFTL	1:20.60
7	Ross, Gavin A	50	SEAM	1:22.26
8	Hubert, Craig	51	JAM	1:22.94
9	Thessin, Tyler	50	OREG	1:23.93

Heat 11 of 16 Finals

0	Emery, Jonathan D	49	O*H*	1:34.99
1	Lage, Terry L	47	SFTL	1:22.25
2	Mc Bride, Patrick F	46	USF	1:21.09
3	Doane, Michael P	45	TERR	1:16.50
4	Grotke, Greg	47	CMS	1:14.20
5	Koehler, Doug J	49	CVMM	1:14.46
6	Mench, Edward H	49	SYSM	1:18.00
7	Deane, Rusty	45	LSSC	1:21.20
8	Smolyar, Albert	47	SKY	1:30.00
9	Baldwin, Craig M	41	RMST	1:19.80

Heat 12 of 16 Finals

0	Balykov, Dmitry	40	UC06	1:18.69
1	Nance, Chad A	43	NAM	1:17.50
2	Grotke, Kevin A	43	IM	1:16.00
3	Baleka, Sipiwe K	44	MOVY	1:14.18
4	Rose, Cameron	40	SWST	1:11.16
5	Butcher, Rob	43	SYSM	1:11.47
6	Navarro, Jeiko	41	CRCE	1:15.47
7	Pearson, Johnnie A	42	SYSM	1:16.63
8	Williams, Rich	40	1693	1:17.77
9	Williams, Ryan D	42	SFTL	1:18.95

Heat 13 of 16 Finals

0	Kjerulf, Justin R	37	SFTL	1:25.08
1	Zuñiga, Johnny	36	CRCE	1:21.89
2	Bueter, Bryan A	39	UC17	1:18.23
3	Durieux, Chad A	36	ROSE	1:15.95
4	Werner, David F	37	BUMS	1:13.71
5	Groselle, John R	36	SYSM	1:15.26
6	Strahota, Jeffrey R	35	TERR	1:18.23
7	Dale, Michael M	39	MICH	1:18.79
8	Peppercorn, Andrew H	38	OHSP	1:23.61

Heat 14 of 16 Finals

1	Malik, Michael J	34	PALM	1:21.78
2	McAuliffe, Brent T	34	SFTL	1:09.14
3	Deery, Kyle B	31	SYSM	1:06.82
4	Ritter, Adam J	30	CSMT	1:03.69
5	Wells, Geoff	33	BUMS	1:05.90
6	Vanderkaay, Christian	33	MICH	1:08.99
7	Zhai, Eric	34	BCTM	1:19.00
8	Cleary, Kevin H	32	OREG	1:22.00

Heat 15 of 16 Finals

0	Phillips, Michael A	29	TPIT	1:22.18
1	Ganiyev, Doston	28	CMS	1:17.22
2	Sauter, Trace U	27	NCMS	1:15.54
3	Jerden, Alex D	28	INDY	1:12.13
4	Kukharskyi, Sergii	26	NS	1:07.00
5	Chiu, Eric K	25	IM	1:10.00
6	Acosta, Joel A	27	SFTL	1:14.66
7	Mertens, James B	28	SHSH	1:15.87
8	Schapiro, Adam P	29	SWOM	1:18.78
9	Futrel, Joshua R	25	UC18	1:46.11

2015 USMS Summer Nationals
SPIRE Aquatic Center
Meet Program - Friday, August 7, 2015

Heat 16 (#13 Men 100 LC Meter Breaststroke)

0	Baetzold, Seth J	20 UC30	1:18.17
1	Gibson, Harrison S	23 SFTL	1:15.15
2	Kertesz, Kristof	22 SFTL	1:11.97
3	Materniak, Eric R	24 DRMS	1:08.00
4	Peavey, Griffin D	23 MOVY	1:07.00
5	Whinnery, Typ	24 UC27	1:07.64
6	Rosenbaum, Ryan	21 SFTL	1:09.99
7	Rutkowski, Tyler E	23 MICH	1:15.00
8	Reyes, Nicolas H	21 MWA	1:16.00
9	Muni, Nicholas A	19 UC17	1:20.06

#14 Women 100 LC Meter Breaststroke

Lane	Name	Age	Club	Seed Time
------	------	-----	------	-----------

Heat 1 of 13 Finals

1	Stone, Marjorie	92 GCPS	3:00.05
3	Kysor, Stefanena D	87 NIAG	2:41.36
5	Jaffe, Kristin N	77 TAM	2:01.24
6	Easton, Luise E	77 O*H*	2:30.00
8	Varty, Eulah M	81 VIC	2:56.04

Heat 2 of 13 Finals

0	McGovern, Anne L	68 O*H*	2:26.00
1	Lyman, Carolyn B	65 JCC	1:57.11
2	Walsh Beilman, Stephanie	66 1776	1:45.11
3	Wagner, June E	65 UC17	1:54.93
4	Mitchell, Carol	66 SYSM	2:02.30
6	Hill, Marcia M	71 WCM	2:09.45
7	Webb, Linda	70 SFTL	1:50.19
8	Grotke, Bette B	71 GAJA	2:05.25

Heat 3 of 13 Finals

0	Henley, Cynthia P	57 SFTL	1:50.83
1	Del Greco, Jane B	59 IM	1:44.00
2	Doyle, Deanna	57 SYSM	1:40.00
3	Savage, Mary Anne	55 UC11	1:42.99
4	Marshfield, Ann K	57 O*H*	1:45.58
5	Smath, Meg	59 SKY	2:04.18
7	Reichenbach, Marilyn	60 MICH	2:02.00
8	Bishop, Martha	61 OUMS	1:56.48
9	Baldwin, Patricia A	60 SKY	1:57.70

Heat 4 of 13 Finals

0	Eastridge, Joannie W	61 MICH	1:52.50
1	Lindsey, Connie	63 MOST	1:50.41
2	Merena, Elizabeth J	63 BCTM	1:45.02
3	Steil, Tamara R	61 MICH	1:43.74
4	McDonnell, Peggy H	60 GOLD	1:36.42
5	Bright, Janet H	60 1776	1:37.00
6	Craffey, Joan P	62 BCTM	1:45.00
7	James, Katy	60 ARIZ	1:49.51
8	Bisogno, Laurie R	63 MOVY	1:52.28
9	Smith, Melinda J	63 O*H*	1:53.00

Heat 5 of 13 Finals

0	Robie, Jane M	57 IM	1:39.00
1	Gettelfinger, Cheryl M	58 INDY	1:38.54
2	Cavanaugh, Debbie D	57 GOLD	1:36.00
3	Wenzel, Chris	56 SFTL	1:34.20
4	Groselle, Laura L	55 SYSM	1:32.27
5	Spence, Denise	56 NEM	1:34.05
6	Pujalel-Devitt, Michele M	58 DAS	1:35.52
7	Eakle, Julie O	55 MOST	1:37.56
8	Stratton, Christine	57 IM	1:38.55
9	Ryan, Wendy	58 NIAG	1:39.50

Heat 6 of 13 Finals

1	Matysek, Anna Lea	54 SYSM	2:09.46
2	Feather, Shawn M	54 AGM	1:47.88
3	Uhl, Mary A	50 NMMS	1:41.00
4	Grebe, Suzanne	54 MICH	1:39.63
5	Hamel, Laura	51 SYSM	1:45.00
6	Chaffee, Amy J	52 BUMS	1:59.61
7	Ladd, Laura M	48 NASH	1:40.98
8	Clark, Inge	45 IM	1:37.25
9	Schaal, Shlomit	45 SKY	1:40.40

Heat 7 of 13 Finals

0	Froehlich, Kathryn	53 IM	1:34.00
1	Gregory, Ellen D	51 INDY	1:33.00
2	Miller, Patricia M	54 VMST	1:30.05
3	Considine-Miller, Ellen A	52 WMST	1:27.51
4	Convis Buck, Corrin C	51 MICH	1:22.23
5	Dawson-Cook, Susan E	52 ARIZ	1:26.66
6	Bennett, Ellen K	52 SYSM	1:30.00
7	McIntyre, Shannon J	51 PSM	1:32.09
8	Schoenneman, Lisa L	53 CVMM	1:33.79
9	Toner, Karlin	54 GMUP	1:38.20

Heat 8 of 13 Finals

0	Rogers, Julie E	48 BWSC	1:35.88
1	May, Julie	48 SKY	1:34.32
2	Wilson, Jamie W	49 PALM	1:30.62
3	Scott, Rebecca	45 OSH	1:26.33
4	Dixon, Lou Ann	48 MICH	1:25.00
5	Simmons, Cheryl A	48 ROSE	1:25.74
6	Weiderman, Jennifer	49 CVMM	1:28.35
7	Dombrowski, Andrea	48 SYSM	1:33.12
8	Robert, Michelle	46 CRCE	1:35.68
9	Gianniny, Dana	46 ROCH	1:36.50

Heat 9 of 13 Finals

1	Khalil, Heidi G	44 ROSE	1:39.11
2	Monge, Martha	44 CRCE	1:34.90
3	Carnevale, Cecilia	41 CRCE	1:23.87
4	Blackburn, Lisa	44 SOFL	1:12.86
5	Lindauer, Kerry	41 NCMS	1:20.96
6	Rosenblat, Daniela	40 SFTL	1:34.84
7	Jones, Leslie L	42 RMST	1:35.08

Heat 10 of 13 Finals

3	France, Jessica L	39 MINN	1:37.37
4	Milliken, Kathleen	38 MICH	1:19.53
5	Starling, Beth A	36 MEDM	1:27.37
6	Gallardo, Katrina L	35 MICH	1:47.61

Heat 11 of 13 Finals

1	Skoch, Coralee C	31 O*H*	1:43.45
2	Osborn, Anne E	30 IST	1:35.62
3	Chance, Danielle R	34 SYSM	1:19.02
4	Kowalske, Megan L	33 MICH	1:16.00
5	Carlson, Megan M	31 INDY	1:17.00
6	Colella, Mariel	30 FINS	1:31.52
7	Stutz, Kathleen J	33 SFTL	1:39.07
8	Jackson, Molly	33 INDY	2:07.73

Heat 12 of 13 Finals

1	Abner, Kelly A	25 SFTL	1:37.12
2	Frendreis, Lauren K	26 ROSE	1:30.52
3	Sippel, Ashley	25 GERM	1:24.57
4	Ballenger, Marie A	29 TOC	1:15.00
5	Clapp, Marissa L	28 RICE	1:15.66
6	Flores, Sara	25 CRCE	1:30.47
7	Calderon, Karen	27 CRCE	1:33.15
8	Corcoran, Christen M	25 UC17	2:14.00

Heat 13 of 13 Finals

1	Suarez, Laura	21 CRCE	1:35.79
2	Lee, Maeve	19 ISWM	1:34.15
3	Taylor, Tori	23 ISWM	1:27.01
4	Cooper, Melissa L	23 NASH	1:15.47
5	Silva, Courtney F	23 UC30	1:20.67
6	Kille, Kelsey M	19 BUMS	1:34.00
7	Edwards, Katrina B	24 SKY	1:34.16
8	Schaal, Yuval	20 SKY	1:40.30

Day 3 – Saturday, August 8

Warm-up

6:30 a.m.-7:50 a.m.

Check-in Deadline for Day 3

The following are positive check-in events. Check-in may be done in person at the registration area or online at usms.org.

Sat., August 8	400 freestyle (men) 200 breaststroke 200 butterfly	7:00 a.m. 9:00 a.m. 11:00 a.m.
----------------	--	--------------------------------------

PLEASE NOTE:

If you do not check in by the deadline, you will not be seeded; there are no exceptions.

Meet Start Time

8:00 a.m.

Men	Event	Women
17	400 freestyle (men)	
30-minute warm-up in competition pool		
19	100 freestyle	20
21	200 breaststroke	22
23	50 backstroke	24
25	200 butterfly	26
27	mixed 200 freestyle relay	
29	200 medley relay	30

Entry Deadline for Day 4 (Sunday) Relays

Relays must be turned in at the relay desk.

Sat., August 8	mixed 200 medley relay	3:00 p.m.
----------------	------------------------	-----------

2015 USMS Summer Nationals
SPIRE Aquatic Center
Psych Sheet - Saturday, August 8, 2015

#17 Men 400 LC Meter Freestyle				45-49				60-64			
Sponsor: University Hospitals											
Name	Age	Team	Seed Time								
18-24											
1	Rosenbaum, Ryan	21 SFTL	4:10.00	1	Dickson, Kurt F	48 ARIZ	4:25.19	14	Johnston, Mark A	55 FLOW	5:12.47
2	Rutkin, Lance J	21 SFTL	4:12.48	2	Lee, Lawrence B	47 NCMS	4:30.76	15	Beatty, Chuck	56 O*H*	5:24.58
3	Powell, Roger W	23 SFTL	4:19.99	3	Kuck, John M	49 WHA	4:35.00	16	Aumiller, Joe	58 MICH	5:30.00
4	Hamel, Dirk	20 SYSM	4:35.00	4	Chebotarev, Oleg	47 JAM	4:38.55	17	Macdonald, Dan C	57 MICH	5:30.05
5	Esmacilian Baboukani, Moha	24 ROSE	5:00.00	5	Rutledge, Mike	45 GRAN	4:50.00	18	Genz, Michael A	57 SDSM	5:31.41
6	Rutkowski, Tyler E	23 MICH	5:13.87	6	Ruback, Mark S	46 NCMS	4:54.03	19	Martin, Bo	55 CSMT	5:40.00
25-29				7	Bennett, Dennis	49 IAMA	4:55.00	20	Cummings, Brian A	56 INDY	5:45.00
1	Hitchcock, Brent	26 UC41	4:09.06	8	Cordero, Billy	48 SWED	4:55.00	21	Martin, Michael P	55 1776	6:56.35
2	Coombs, Colin S	25 ETOB	4:31.30	9	Bailey, Jeff M	48 MICH	4:55.95	60-64			
3	Sauter, Trace U	27 NCMS	4:35.00	10	Mayall, Randy S	49 BUMS	5:06.00	1	Thornton, James	63 1776	5:00.13
4	Jerden, Alex D	28 INDY	4:43.41	11	Koenig, Kit M	46 SFTL	5:10.77	2	Collier, Scott J	61 AKMS	5:03.00
5	Clouse, Jason D	25 RMST	4:49.99	12	Sturdy, Patrick R	46 MICH	5:15.00	3	Niemi, Ken	60 GSM	5:09.00
6	Cahoon, Matt	27 OHSP	5:13.15	13	Saltzman, Joel N	45 SHSH	5:15.00	4	Krauser, Larry B	62 HMS	5:11.60
7	Clark, Kempsey	25 GERM	5:30.00	14	Patrick, Gary G	46 SFY	5:17.13	5	Wright, Robert E	61 DOC	5:17.66
30-34				15	Bolaños, Fderico	49 CRCE	5:19.30	6	Guadagni, Peter M	60 WCM	5:20.05
1	Bezugliy, Alexander	30 UC06	4:07.30	16	Emery, Jonathan D	49 O*H*	5:20.00	7	Ryan, James	63 GSM	5:21.90
2	Hersh, David M	34 FINS	4:22.87	17	Smolyar, Albert	47 SKY	5:25.00	8	White, Tim	60 NCMS	5:23.60
3	Anderson, Joseph M	30 HOPK	4:44.86	18	Laduzinski, Steven M	46 METR	5:41.52	9	Blumenthal, Jeffrey S	61 IM	5:24.99
4	Limouze, Thomas C	31 FINS	4:44.90	19	Schneider, Michael C	49 NMMS	6:00.00	10	Vinton, Rich	60 O*H*	5:25.00
5	Malik, Michael J	34 PALM	4:46.58	20	Montague, Jonathan K	46 MACW	7:06.66	11	Van Nort, Steven	64 LAPS	5:25.51
6	Vanderkaay, Christian	33 MICH	4:47.47	50-54				12	Dondi, Beda C	60 SFTL	5:30.00
7	Roper, Matthew D	34 DAM	4:50.00	1	Sims, David E	53 IM	4:21.24	13	Hoopingarner, John	61 O*H*	5:31.14
8	Cuellar, Sebastian	31 SFTL	4:50.77	2	Fallon, Bill	52 BERK	4:39.82	14	Gambrel, Patrick A	61 NEM	5:36.29
9	Smith, Aaron	34 PAA	4:52.47	3	Anderson, Tony M	52 MICH	4:40.50	15	Thompson, Frank L	64 MICH	5:39.44
10	Batchelder, John R	34 CMS	4:53.99	4	Yeomans, Scott	51 GSM	4:45.50	16	Keil, Todd A	60 LIB	5:40.78
11	Duguay, Robert E	30 CONN	5:14.36	5	Alfaro, Javier	50 CRCE	4:56.23	17	Larson, Allen J	62 OREG	5:44.07
12	Sigalus, Aleksandr	33 SFTL	5:36.82	6	Meade, Matthew H	50 PTMS	5:03.66	18	Anderson, Mark J	62 IM	5:54.99
35-39				7	Eliot, Doug	51 RMST	5:05.00	19	McCardle, Kevin T	60 O*H*	6:01.46
1	Calnan, John P	35 FTYM	4:35.00	8	Newman, Steven M	53 SYSM	5:05.00	20	Tupitza, Charles W	60 WAVA	7:25.03
2	Rouch, Stephen T	35 INDY	4:43.53	9	Moore, John	53 NCMS	5:09.78	21	Manuszak, Michael J	64 SHSH	7:28.59
3	Miller, Matt	38 OREG	4:51.78	10	Harris, Mark E	53 ALEX	5:10.00	65-69			
4	Kennedy, Jeremy C	38 MICH	4:52.55	11	St. Germain, Eric M	53 MICH	5:11.23	1	Walker, Rick B	65 SYSM	4:59.00
5	Sikich, Christopher P	37 NAST	4:52.58	12	Roush, Stephen P	53 CMS	5:13.26	2	Couch, Bob E	68 SYSM	5:14.43
6	Hill, Jason M	36 DAS	5:01.03	13	Aubrey, Michael	54 SFTL	5:14.80	3	Olson, Chuck A	65 MICH	5:28.00
7	Billingsley, Patrick	35 WOW	5:03.39	14	Dennis, Justin M	53 SLAM	5:21.85	4	Schwartz, Marvin B	67 ARKM	5:29.33
8	Mora, Eduardo	37 CRCE	5:14.42	15	Heaney, Steven	52 MICH	5:24.87	5	Arneson, Gaard	67 MICH	5:48.00
9	Kim, Steve	39 ROSE	5:18.79	16	Kolb, Karl A	54 NEM	5:25.00	6	Willis, Gregory B	67 LAPS	5:48.47
10	Peppercorn, Andrew H	38 OHSP	5:25.65	17	Wunderlich, Karl E	50 GERM	5:25.91	7	Kornblatt, Daniel S	66 BUMS	5:50.00
11	Vogel, Michel	39 SFTL	5:25.67	18	Volker, Jens	50 GSM	5:26.00	8	McCormick, Paul	68 CMS	5:55.00
40-44				19	Bauer, Don	52 COLL	5:35.00	9	Diel, Bruce N	67 NCMS	6:05.95
1	Rodriguez, Ramses	43 SYSM	4:30.28	20	Slabe, Michael J	52 SHSH	5:40.00	10	Wallace, Richard J	68 GSM	6:24.00
2	Lehr, Gunner F	43 NAM	4:45.41	21	Kline, Jonathan D	51 SFTL	5:52.45	11	Meade, Tom J	68 BUMS	6:34.70
3	Maydak, Jeffrey M	42 NAST	4:55.96	22	Leiby, Brian E	51 UC17	6:15.00	12	McDonald, Robert G	66 O*H*	6:41.60
4	Dolence, Mike	43 INDY	4:59.21	23	Mammo, Ken	52 MICH	6:54.00	13	March, Ed	69 O*H*	7:49.43
5	Hynes, Brodie	41 YCFM	5:01.01	24	Miller, Dana P	50 SWOM	7:26.78	70-74			
6	Davis, Andrew J	42 SFTL	5:08.50	55-59				1	Quiggin, David	71 PBM	5:12.05
7	Callahan, Patrick	40 MOST	5:14.29	1	Petersen, Craig	55 CMS	4:35.62	2	Hutchings, Dick	74 NEM	6:16.18
8	Broglio, Mike	44 NEM	5:15.00	2	Strauss, Trip	57 ARKM	4:44.44	3	Freeman, Frank B	70 CVMM	6:23.59
9	Brenes, Marco	44 CRCE	5:15.10	3	Thomas, Bruce W	58 SCAQ	4:45.00	4	Martin, Paul M	71 O*H*	6:55.00
10	Holck, Andy	43 SWED	5:20.00	4	Day, Brian T	55 PTMS	4:50.00	5	Meintjies, Bruce E	74 FLA	6:58.89
11	Ahlgren, Kyle R	40 1693	5:29.05	5	Callahan, Jim	58 UC17	4:52.09	6	Winokur, Eliot	71 GOLD	7:00.00
12	Rohr, Chad J	41 O*H*	5:40.66	6	Brenner, Bill	57 SYSM	4:52.75	7	Goldbas, Mervyn E	73 SFTL	7:07.70
13	Bobro, David F	42 PTMS	5:52.33	7	Seibt, Andreas K	57 IM	4:55.00	75-79			
14	Groaning, Michael D	44 INDY	8:00.00	8	Ritter, James H	59 CSMT	4:57.51	1	Rolston, Howard	75 GOLD	6:12.49
15	Fishman, Aaron A	43 SWST	13:00.00	9	Archer, Branch T	56 TXLA	4:58.07	2	Williams, Frank	75 SDSM	6:16.26
				10	Thain, Doug A	55 MTSC	5:01.42	3	Trauber, Ami A	76 SFTL	6:30.00
				11	Jay, Howard	59 CMS	5:01.89	4	Martin, Ray G	78 MICH	6:32.24
				12	Shaffer, Karl E	56 MICH	5:07.76	5	Badgley, David	75 OKMS	6:49.20
				13	Havlik, John R	57 UC14	5:10.00	6	Miller, David W	75 GAJA	6:56.32
								7	Braaksm, Harry H	76 NT	6:58.11

2015 USMS Summer Nationals
SPIRE Aquatic Center
Psych Sheet - Saturday, August 8, 2015

75-79...(#17 Men 400 LC Meter Freestyle)

8	Medici, John C	77 O*H*	7:28.00
9	Nobbe, Nick	77 RMST	8:04.71
10	Williams, Robert B	76 O*H*	8:11.90
11	Mitchell, Jack	76 SYSM	10:31.39

80-84

1	Hall, Sid	80 O*H*	7:02.97
2	Chisholm, Dick	81 O*H*	8:03.03
3	Russ, Carl	80 VMST	10:00.00

85-89

1	Beach, Robert E	85 SPM	8:45.00
2	Daily, John R	88 O*H*	11:05.00

2015 USMS Summer Nationals
SPIRE Aquatic Center
Meet Program - Saturday, August 8, 2015

#19 Men 100 LC Meter Freestyle				Heat 6 of 29 Finals			Heat 11 of 29 Finals						
Lane	Name	Age Club	Seed Time										
Heat 1 of 29 Finals				Heat 7 of 29 Finals			Heat 12 of 29 Finals						
1	Daily, John R	88 O*H*	2:05.65	1	Manuszak, Michael J	64 SHSH	1:52.59	0	Miller, Brent D	56 MOVY	1:06.50		
2	Van Dijk, Peter	86 O*H*	1:40.00	2	Stein, Jim	63 MICH	1:14.00	1	White, Steve G	55 WMST	1:06.00		
3	Beach, Robert E	85 SPM	1:45.00	3	White, Tim	60 NCMS	1:12.16	2	Havlik, John R	57 UC14	1:05.00		
5	Sanchez, David W	72 UC38	1:21.30	4	Munson, Arthur L	62 BUMS	1:09.10	3	Callahan, Jim	58 UC17	1:03.32		
6	Buchan, Douglas T	72 SFTL	1:20.15	5	Franzan, Olof	63 SYSM	1:10.00	4	Hassan, Amro A	56 MEDM	1:02.30		
7	Claridge, Don A	70 SYSM	1:20.19	6	Mange, David P	60 MICH	1:13.80	5	Butler, Mike D	55 HUNT	1:03.00		
8	Freeman, Frank B	70 CVMM	1:22.09	7	McCardle, Kevin T	60 O*H*	1:17.89	6	Goldbloom, Robert M	56 WM	1:04.00		
Heat 2 of 29 Finals				8	Tulin, Michael	61 ROSE	1:59.70	7	Pogue, Jim H	55 MICH	1:06.00		
0	Sickenberger, William L	81 RMST	2:28.28	Heat 8 of 29 Finals			8	Fisher, Dennis E	56 NAM	1:06.20			
1	Quinn, Patrick J	84 ADMS	1:43.86	0	Feinstein, John	60 ANCM	1:08.00	9	Holove, Victor R	55 NAST	1:06.70		
2	Russ, Carl	80 VMST	1:40.00	1	Kahn, Roger	60 SYSM	1:07.00	Heat 13 of 29 Finals					
3	Hall, Sid	80 O*H*	1:24.02	2	Kazmaier, Karl H	60 O*H*	1:06.30	0	Golden, Larry	55 ARKM	1:01.50		
4	Cavanaugh, Cav	80 GOLD	1:17.00	3	Stager, Joel M	63 DOC	1:05.31	1	Stephenson, Kyle	55 MOVY	1:00.94		
5	Oyakawa, Yoshi	82 O*H*	1:23.00	4	Purdie, James L	63 NAM	1:04.99	2	Gibson, Dave	55 IM	1:00.10		
6	Dobler, Wally E	81 GOLD	1:25.50	5	Mandel, Barry R	62 WMAC	1:05.00	3	Sherman, Bill	57 MOVY	59.91		
7	Chisholm, Dick	81 O*H*	1:42.87	6	Dondi, Beda C	60 SFTL	1:06.00	4	Ritter, James H	59 CSMT	58.81		
8	Malaker, Deane	83 O*H*	2:17.68	7	Blumenthal, Jeffrey S	61 IM	1:06.75	5	Stultz, Todd W	55 SWST	59.80		
Heat 3 of 29 Finals				8	Buckley, Mark	62 CVMM	1:07.23	6	Kone, Bruce C	57 RICE	59.99		
1	Lenard, Walt	78 NASH	1:54.06	9	Hoopingarner, John	61 O*H*	1:09.02	7	Petersen, Craig	55 CMS	1:00.50		
2	Charlton, Allan	78 MICH	1:29.50	Heat 9 of 29 Finals			8	Hafner, Paul A	55 ARIZ	1:01.00			
3	Rolston, Howard	75 GOLD	1:20.00	0	Van Boer, Eric D	61 RHMS	1:03.18	9	Strauss, Trip	57 ARKM	1:01.50		
4	Trauber, Ami A	76 SFTL	1:17.00	1	Krauser, Larry B	62 HMS	1:02.46	Heat 14 of 29 Finals					
5	Miller, David W	75 GAJA	1:20.00	2	Williams, Bruce F	62 SYSM	1:00.75	1	Miller, Dana P	50 SWOM	1:34.11		
6	Coupe, George J	75 NEM	1:24.70	3	Fox, Richard E	60 UC38	59.60	2	Thessin, Tyler	50 OREG	1:19.25		
7	Combs, Larry	76 GAJA	1:45.00	4	Groselle, Jack R	61 SYSM	58.30	3	Fenstermacher, Jim S	52 NCMS	1:13.51		
Heat 4 of 29 Finals				5	Colella, Rick	64 PSM	59.04	4	DiBenedetto, Robert J	52 GYMS	1:09.28		
0	Straka, Peter	72 FTYM	1:14.20	6	Martin, Doug	62 ARKM	1:00.50	5	Assel, Mark D	52 SHSH	1:12.32		
1	Amundsen, Joseph S	70 1776	1:12.83	7	Thornton, James	63 1776	1:01.93	6	Leiby, Brian E	51 UC17	1:15.00		
2	Soderstrom, Jan	70 SYSM	1:11.75	8	Perout, Jeffrey J	62 SYSM	1:03.00	7	Randesi, David J	53 BUMS	1:22.00		
3	Burns, Richard	72 TAM	1:07.50	9	Toth, Dennis J	60 MICH	1:04.75	8	Bryant, Joseph G	52 MICH	1:59.00		
4	Abrahams, Richard T	70 CMS	1:04.00	Heat 10 of 29 Finals			Heat 15 of 29 Finals						
5	Quiggin, David	71 PBM	1:04.19	2	Weiss, Patrick J	56 MICH	1:27.40	0	Jensen, James R	54 TPIT	1:07.50		
6	Greenfield, Harry W	70 O*H*	1:10.30	3	Rohlfing, Frederick W	59 UHM	1:20.00	1	Caskey, John F	54 T2NM	1:06.83		
7	Gilbert, Richard P	70 TAOS	1:12.00	4	Definis, Jay M	56 O*H*	1:17.60	2	DuBay, John	51 UC18	1:05.71		
8	Nielsen, Charles D	70 MINN	1:13.50	5	Fort, Robert L	57 MICH	1:19.52	3	Ross, Gavin A	50 SEAM	1:05.00		
9	Hutchings, Dick	74 NEM	1:19.11	6	Downey, James E	55 HURY	1:26.00	4	Moore, John	53 NCMS	1:04.60		
Heat 5 of 29 Finals				7	Marshfield, Mark J	57 O*H*	1:35.58	5	St. Germain, Eric M	53 MICH	1:04.68		
0	Allen, Bruce C	68 O*H*	1:38.00							6	Woody, Kevin	52 NCMS	1:05.50
1	Mehnert, Erich C	67 MICH	1:20.60							7	Dennis, Justin M	53 SLAM	1:05.89
2	Terkel, Lawrence A	68 O*H*	1:16.01							8	Julian, Steve G	53 ISWM	1:07.37
3	Pot, Eugene T	65 BUMS	1:14.79							9	Gentile, Earl T	50 O*H*	1:08.00
4	Evans, Keith R	67 SYSM	1:12.00										
5	Meyerhoff, Rick	68 TAM	1:13.00										
6	Arneson, Gaard	67 MICH	1:15.00										
7	Solomon, David L	67 SFTL	1:16.29										
8	Anderson, John H	65 IM	1:33.00										

2015 USMS Summer Nationals
SPIRE Aquatic Center
Meet Program - Saturday, August 8, 2015

Heat 16 (#19 Men 100 LC Meter Freestyle)			Heat 21 of 29 Finals			Heat 26 of 29 Finals		
0	Jenkins, Timothy J	54 IM 1:03.50	0	Kroupa, Andy S	46 YCFM 59.78	0	Miller, Joshua S	30 NAM 1:00.80
1	Wunderlich, Karl E	50 GERM 1:02.66	1	Kasser, Dan	46 SKY 58.87	1	Zhai, Eric	34 BCTM 58.76
2	Yeomans, Scott	51 GSM 1:02.50	2	Bennett, Dennis	49 IAMA 58.50	2	Ritter, Chris	31 NCMS 58.38
3	Caudrillier, Francois J	53 BUMS 1:02.49	3	Carroll, Stewart A	45 RAM 56.49	3	Paul, David L	34 NEM 56.52
4	Beattie, Jeff	53 YCFM 1:02.00	4	Weber, Mark A	48 SYSM 55.90	4	Ritter, Adam J	30 CSMT 50.69
5	Morris, Richard L	51 NAM 1:02.00	5	Lee, Lawrence B	47 NCMS 56.03	5	Doak, Kevin	34 MICH 56.26
6	Tatterson, Bryan R	51 SFTL 1:02.50	6	Sheldon, Paul	45 CMS 58.12	6	Burris, William G	33 JWM 56.95
7	Guist, Quinn P	50 NAM 1:02.50	7	Kuck, John M	49 WHA 58.60	7	Cuellar, Sebastian	31 SFTL 58.73
8	Cassidy, John M	51 MICH 1:02.79	8	Mehok, George K	48 SYSM 58.95	8	Pannepacker, Josh M	32 JWM 58.98
9	Billings, Raymond	50 AKMS 1:03.69	9	Doane, Michael P	45 TERR 59.90	9	Lisy, Daniel J	34 SWST 1:03.66
Heat 17 of 29 Finals			Heat 22 of 29 Finals			Heat 27 of 29 Finals		
0	Wall, Chris L	53 CVMM 1:01.99	0	Turner, Todd J	41 DAS 1:05.00	0	Taylor, Tim	28 ALEX 1:07.64
1	Horwitz, Peter C	51 SFTL 1:01.00	1	Callahan, Patrick	40 MOST 1:04.29	1	Billion, Clayton M	25 SKY 1:06.66
2	Beattie, John R	54 YCFM 59.37	2	Davis, Andrew J	42 SFTL 1:03.25	2	Phillips, Michael A	29 TPIT 1:04.38
3	Anderson, Tony M	52 MICH 58.50	3	Dolence, Mike	43 INDY 1:01.90	3	Ewing, Greg	26 GSM 1:02.02
4	Sims, David E	53 IM 53.93	4	Stringer, Sean	40 NCMS 1:01.14	4	Schapiro, Adam P	29 SWOM 1:00.99
5	Tuchler, Jim	50 IM 57.90	5	Smardo, Frank J	40 NAST 1:01.55	5	Clouse, Jason D	25 RMST 1:02.99
6	Harris, Gregory	52 VMST 59.26	6	Bishop, Christopher R	43 BUMS 1:03.00	6	Fedorchak, Mark	28 BUMS 1:04.63
7	Dixon, Glenn S	51 MOVY 59.90	7	Colteu, Claudiu	42 IM 1:04.10	7	Cahoon, Matt	27 OHSP 1:07.56
8	Valley, Eric	54 MOVY 1:01.55	8	Semus, Joe	44 MEDM 1:05.00	8	Dieter, Vaughn S	19 DRGN 1:03.11
9	Newman, Steven M	53 SYSM 1:02.00	9	Tomson, Farol L	44 GERM 1:05.30	9	Gehr, Gabriel R	23 UC17 1:25.00
Heat 18 of 29 Finals			Heat 23 of 29 Finals			Heat 28 of 29 Finals		
2	Fishman, Aaron A	43 SWST 2:30.00	0	Balykov, Dmitry	40 UC06 1:00.00	0	Ludington, Matthew D	26 TERR 1:00.00
3	Gallagher, Michael R	44 SWST 1:05.32	1	Karren, Kelly S	42 CVMM 58.74	1	Miller, Christopher L	26 WMST 58.97
4	Rohr, Chad J	41 O*H* 1:15.38	2	Pearson, Johnnie A	42 SYSM 58.17	2	Hitchcock, Brent	26 UC41 56.00
5	Shaw, Chris	33 TERR 1:05.40	3	Andrews, Nathan R	40 BUMS 58.00	3	Taylor, Jonathan B	27 TOC 55.50
6	Ellek, Michael J	34 O*H* 1:25.19	4	Williams, Ryan D	42 SFTL 56.23	4	Acosta, Joel A	27 SFTL 55.26
7	Montague, Jonathan K	46 MACW 1:24.56	5	Tiozzo, Eduard	42 SFTL 57.00	5	Catlin, Andrew H	27 INDY 55.41
Heat 19 of 29 Finals			6	Larkin, Mark W	44 WMAC 58.10	6	Marchant, Ryan A	26 BUMS 56.00
0	Vandekerckhove, Ron F	48 MICH 1:10.00	7	Baleka, Siphwe K	44 MOVY 58.51	7	Deptula, Chris	26 MICH 57.23
1	Bolaños, Fderico	49 CRCE 1:05.80	8	Phillips, Tom	41 NEM 59.00	8	DeLion, Jacob	29 ISWM 59.88
2	Laduzinski, Steven M	46 METR 1:05.00	9	Lehr, Gunner F	43 NAM 1:01.00	9	Roark, Adam L	27 LSSC 1:00.82
3	Kasemsarn, Richard	45 BWSC 1:04.90	Heat 24 of 29 Finals			Heat 29 of 29 Finals		
4	Clear, Kirk W	48 VMST 1:03.50	0	Forst, Jeremy S	37 INDY 1:07.13	0	Sinclair, Joseph A	20 O*H* 59.90
5	Emery, Jonathan D	49 O*H* 1:04.85	1	Kowalske, Karl R	35 MICH 1:06.00	1	Horner, Matthew L	19 UC08 58.50
6	Fischer, Andy	48 SFTL 1:05.00	2	Meyer, Alexander	37 MICH 1:02.00	2	Reyes, Nicolas H	21 MWA 57.00
7	Jaroch, Matthew	46 O*H* 1:05.00	3	Sikich, Christopher P	37 NAST 1:01.68	3	Powell, Roger W	23 SFTL 56.99
8	Patrick, Gary G	46 SFY 1:06.16	4	Billingsley, Patrick	35 WOW 1:01.56	4	Esmailian Baboukani, Moha	24 ROSE 55.00
9	Edwards, John	47 UC10 1:11.91	5	Sherman, Matt J	39 MICH 1:02.00	5	Ewing, Kevin H	21 GSM 56.56
Heat 20 of 29 Finals			6	Laporte, Guillermo	36 CRCE 1:04.80	6	Matthews, Christian S	24 RMST 57.00
0	Saltzman, Joel N	45 SHSH 1:03.50	7	Peppercorn, Andrew H	38 OHSP 1:06.31	7	Musser, Seth D	23 MOVY 57.00
1	Deane, Rusty	45 LSSC 1:02.99	8	Carnes, Jason R	34 AAA 1:05.00	8	Marquet, Bryan D	22 ISWM 59.00
2	Nieuwenhuis, Mark	49 SFTL 1:02.50	9	Zielinski, Daniel	31 O*H* 1:05.00	9	Rozsa, Jesse L	23 BUFF 1:02.21
3	Bailey, Jeff M	48 MICH 1:00.78	Heat 25 of 29 Finals					
4	Boosin, Michael J	49 CVMM 59.98	0	Dallamura, Scott J	37 NCMS 1:00.44			
5	Robling, Steve W	45 NCMS 1:00.29	1	Aguilar, Giampiero	36 CRCE 59.18			
6	Lage, Terry L	47 SFTL 1:02.30	2	Dada, Alejandro	35 NT 58.10			
7	Jones, Kenton R	48 SDSM 1:02.79	3	Werner, David F	37 BUMS 57.43			
8	Mayall, Randy S	49 BUMS 1:03.50	4	Fiene, Jonathan P	37 UC08 55.01			
9	Pophal, Joe J	49 O*H* 1:03.50	5	Paige, Bruce P	39 CSMT 56.50			
			6	Kendig, Jamie M	35 SYSM 57.53			
			7	Zeller, Timothy A	37 GYMS 58.94			
			8	Strahota, Jeffrey R	35 TERR 59.95			
			9	O'Dell, Richard S	38 MOVY 1:00.76			

2015 USMS Summer Nationals
SPIRE Aquatic Center
Meet Program - Saturday, August 8, 2015

#20 Women 100 LC Meter Freestyle

Lane	Name	Age	Club	Seed Time
Heat 1 of 19 Finals				
0	Waite, Nancy A	81	O*H*	2:15.16
1	Varty, Eulah M	81	VIC	1:56.75
3	Henderson, Martha J	79	FACT	1:54.53
4	Butler, Pat M	78	MICH	2:17.84
6	Russ, Betty J	88	O*H*	1:57.25
7	Campbell, Joan K	85	FACT	2:07.39
9	Stone, Marjorie	92	GCPS	2:30.31
Heat 2 of 19 Finals				
1	Coughlin, Barbara	71	SCHH	1:37.17
2	Bricken, Susan W	72	CMAS	1:34.20
3	Webb, Linda	70	SFTL	1:25.92
4	Ridout, Nancy J	73	TAM	1:31.86
5	Hill, Marcia M	71	WCM	1:35.22
7	Reichenbach, Marilyn	60	MICH	1:48.00
8	Bobo, Carol L	60	UC21	1:50.00
Heat 3 of 19 Finals				
0	Nathan, Laura B	67	MICH	1:51.38
1	Shoenberger, Linda R	68	TAM	1:29.48
2	Lyman, Carolyn B	65	JCC	1:27.15
3	Guthrie, Sally K	65	MICH	1:19.59
4	Miller, Celeste	65	SNM	1:16.00
5	Carson, June F	67	SYSM	1:19.59
6	Korsedal, Susan D	65	SWM	1:24.64
7	Ventura, Rosa V	68	SFTL	1:27.39
8	Mitchell, Carol	66	SYSM	1:34.32
9	Mitchell, Anita M	65	SFTL	2:11.77
Heat 4 of 19 Finals				
0	Bisogno, Laurie R	63	MOVY	1:25.97
1	Stager, Nan H	60	DOC	1:23.11
2	Watts, Sue N	61	1776	1:19.94
3	Hilpert, Bess	60	TXLA	1:11.70
4	Val, Laura B	64	TAM	1:07.00
5	Kryka, Nancy	60	SYSM	1:11.31
6	Amick, Beverly O	61	NCMS	1:17.41
7	Tourtual, Dorothy M	64	BUMS	1:20.00
8	Merena, Elizabeth J	63	BCTM	1:23.33
9	Smith, Melinda J	63	O*H*	1:34.10
Heat 5 of 19 Finals				
0	Howard, Deborah C	56	FACT	1:46.00
1	Schiff, Linda	56	AY	1:39.20
2	Siegel, Joanne L	56	SHSH	1:30.66
3	Kregor, Janice	59	SKY	1:30.79
4	South, Ginny	57	SCHH	1:43.48
5	Chaffee, Amy J	52	BUMS	1:42.59
6	Barr, Mary L	52	BUMS	1:30.00
7	Stephenson, Natalie	54	MOVY	1:36.74
8	Matysek, Anna Lea	54	SYSM	1:58.83

Heat 6 (#20 Women 100 LC Meter Freestyle)

0	Attin Neville, Debra	56	SFTL	1:20.90
1	Doyle, Deanna	57	SYSM	1:20.00
2	McNulty, Barbara A	58	FACT	1:19.42
3	Savage, Mary Anne	55	UC11	1:18.61
4	Cuda, Suzanne E	55	MOST	1:16.40
5	Ryan, Wendy	58	NIAG	1:16.50
6	Szymczak, Wendy	57	MICH	1:19.09
7	Turner, Lisa M	58	O*H*	1:20.00
8	O'Sullivan, Elizabeth	57	SKAN	1:20.00
9	Woods, Tina N	58	1776	1:25.76
Heat 7 of 19 Finals				
0	Ritter, Susan M	58	CSMT	1:12.77
1	Ganze, Cathy	58	SDSM	1:12.15
2	Tokayer, Susan	55	WM	1:10.48
3	Heuman, Linda M	56	O*H*	1:08.00
4	Courtney, Zena H	56	PSM	1:07.15
5	Wenzel, Chris	56	SFTL	1:07.77
6	Grilli, Tracy L	58	NEM	1:10.12
7	Groselle, Laura L	55	SYSM	1:11.61
8	Skomra, Kim C	55	NIAG	1:12.50
9	Thomas, Ann B	55	SFTL	1:13.32
Heat 8 of 19 Finals				
0	Mohan, Jennifer J	54	SFTL	1:17.00
1	Stephenson, Sallly H	53	UC18	1:15.89
2	Miller, Patricia M	54	VMST	1:14.89
3	Mueting, Mary E	50	MICH	1:14.00
4	Johnson, Mindy	52	RMST	1:11.99
5	Stokes, Karin E	54	NEM	1:12.18
6	Dawson, Mandy	53	RMST	1:14.33
7	D'Arcy, Beth	51	AY	1:15.82
8	Cabada, Maria	52	CRCE	1:16.63
9	Toner, Karlin	54	GMUP	1:19.15
Heat 9 of 19 Finals				
0	MacKenzie, Muffy	52	MICH	1:10.50
1	Considine-Miller, Ellen A	52	WMST	1:09.84
2	Buxton, Sylvia	50	SYSM	1:06.99
3	Convis Buck, Corrin C	51	MICH	1:06.22
4	Dillmann, Liz J	50	IM	1:01.13
5	Schoenneman, Lisa L	53	CVMM	1:05.05
6	Cleavenger, Becky	52	CVMM	1:06.48
7	Harris, Susan	50	MICH	1:08.34
8	Countryman, Marianne	51	GAJA	1:10.00
9	Zahorik, Barbara T	51	IM	1:10.81
Heat 10 of 19 Finals				
0	Petonic, Fran	45	MICH	1:23.97
1	Blankenship, Kristin M	46	LTAZ	1:17.71
2	Marques, Andrea A	48	CRSC	1:12.80
3	Sordo, Dianna L	49	BUFF	1:12.67
4	Wilson, Jamie W	49	PALM	1:10.19
5	Dombrowski, Andrea	48	SYSM	1:12.15
6	Smith, Melissa A	48	O*H*	1:12.76
7	Rogers, Julie E	48	BWSC	1:13.58
8	Ladd, Laura M	48	NASH	1:19.98

Heat 11 of 19 Finals

0	Lassen, Megan M	45	SFTL	1:08.77
1	Dombkowski, Susan E	49	MICH	1:07.99
2	Williams, Susan O	49	L4S	1:06.80
3	Stone, Stephanie	48	RAM	1:05.44
4	Thomas, Melanie	46	UC33	58.81
5	Scott, Rebecca	45	OSH	1:05.11
6	Carmichael, Larissa	48	SYSM	1:06.51
7	McPherson, Chris A	48	NASH	1:07.21
8	Wolff, Celia	49	NCMS	1:08.07
9	Goldschmidt, Claudia	48	SYSM	1:10.08
Heat 12 of 19 Finals				
1	Lawrence, Melanie A	42	O*H*	1:45.00
2	Challener, Roberta	40	SKY	1:14.85
3	Khalil, Heidi G	44	ROSE	1:14.10
4	Marvin, Linda L	42	INDY	1:11.67
5	Fitzmaurice, Debbie	41	O*H*	1:13.60
6	Matsumura, LeAnn H	43	WOW	1:14.80
7	Beels, Kendall R	43	RMST	1:37.32
8	Fishman, Christine C	41	SWST	2:00.00
Heat 13 of 19 Finals				
0	Bishop, Laura J	43	BUMS	1:09.56
1	Jones, Leslie L	42	RMST	1:08.27
2	Conze, Margaret G	44	L4S	1:05.00
3	Poll, Claudia	43	CRCE	1:00.84
4	Braun, Erika L	43	NCMS	58.04
5	Lindauer, Kerry	41	NCMS	1:00.78
6	Campbell, Jennifer	40	MUMS	1:04.12
7	Petyk, Jennifer R	44	PTMS	1:06.84
8	Mayville, Janey C	41	SFTL	1:08.57
9	Plotz-Saribalas, Amy M	43	NAM	1:11.00
Heat 14 of 19 Finals				
1	Bush, Amy M	35	CAQT	1:45.55
2	France, Jessica L	39	MINN	1:14.10
3	Lantz, Lisa	35	LTAZ	1:12.41
4	Howland, Heather A	35	IM	1:09.01
5	Maidenberg, Eve G	39	MAM	1:09.72
6	Arellano, Jessica	37	ROSE	1:12.54
7	Hicks, Kathryn E	35	INDY	1:14.14
Heat 15 of 19 Finals				
0	Crusco, Kysa M	39	NEM	1:08.21
1	Szekeres, Naomi O	37	SFTL	1:05.93
2	Whitney, Ashley A	36	NASH	1:05.00
3	Carlson, Jennifer M	36	RMST	1:03.65
4	Uhl, Alicia K	38	NCMS	1:02.27
5	Stringer, Jennifer	39	NCMS	1:02.67
6	Smith, Rebecca L	38	BUMS	1:04.30
7	Moro, Erin C	37	PALM	1:05.07
8	Ayala, Kathleen	36	UC34	1:06.12
9	Helt, Jaclyn M	37	DAS	1:09.00

2015 USMS Summer Nationals
SPIRE Aquatic Center
Meet Program - Saturday, August 8, 2015

Heat 16 of 19 Finals

0	Jackson, Molly	33 INDY	1:44.28
1	Scott, Celia L	32 NITR	1:12.01
2	Jakubchak, Lindsey N	33 ALEX	1:11.85
3	Segnini, Natalia	34 CRCE	1:11.72
4	Osborn, Anne E	30 IST	1:09.22
5	Colella, Mariel	30 FINS	1:11.50
6	Corporon, Nicolle A	31 CON	1:11.79
7	Weaver, Julie M	33 SWST	1:11.86
8	Nathan, Anna J	34 MICH	1:25.86
9	Dennison, Laura M	31 NEM	2:24.47

Heat 17 of 19 Finals

0	Rognlien Paumier, Marnie	30 MEDM	1:07.70
1	Togias, Anna	30 GRAN	1:06.00
2	Stakem, Meredith A	34 DCAC	1:03.78
3	Grover, Mollie K	34 TERR	1:03.00
4	Vorrasi, Catherine M	32 ARIZ	1:00.00
5	Parker, Emily S	30 SDSM	1:02.85
6	Chance, Danielle R	34 SYSM	1:03.00
7	Frost, Emily	33 UC18	1:03.80
8	Lapinskas, Christina	30 ISWM	1:06.88
9	Wortman, Jennifer L	32 MICH	1:08.96

Heat 18 of 19 Finals

0	Valentic, Kristina	25 CAQT	1:21.88
1	Watt, Lindsay	29 ETOB	1:07.89
2	Smith, LaJoya B	27 UC13	1:05.29
3	Kastes, Katie C	26 TOC	1:02.00
4	Ballenger, Marie A	29 TOC	1:00.00
5	Sippel, Ashley	25 GERM	1:01.31
6	Frendreis, Lauren K	26 ROSE	1:03.52
7	Flores, Sara	25 CRCE	1:06.51
8	Dauksavage, Nicole	27 RAM	1:10.95
9	Calderon, Karen	27 CRCE	1:26.88

Heat 19 of 19 Finals

0	Kim, Eileen J	23 BUMS	1:20.15
1	Suarez, Laura	21 CRCE	1:11.09
2	Uppfalt, Katie	24 INDY	1:06.51
3	Flores, Gabriela	22 CRCE	1:03.64
4	Taylor, Tori	23 ISWM	1:01.80
5	Bruce, Madeline J	21 IM	1:01.84
6	Cooper, Melissa L	23 NASH	1:03.86
7	Cabrera, Maria A	24 MWA	1:10.00
8	Edwards, Katrina B	24 SKY	1:11.59

2015 USMS Summer Nationals
SPIRE Aquatic Center
Psych Sheet - Saturday, August 8, 2015

#21 Men 200 LC Meter Breaststroke														
Name	Age	Team	Seed Time											
18-24				12	Kline, Jonathan D	51	SFTL	3:13.00	6	Molnar, Ronald A	73	CMS	3:55.13	
1	Peavey, Griffin D	23	MOVY	2:25.00	55-59				7	Fuenmayor, Jose	71	NASH	3:56.15	
2	Rosenbaum, Ryan	21	SFTL	2:30.00	1	Scott, Greg C	56	CMS	2:44.00	8	McCarty, Thomas E	70	TOC	3:57.00
3	Materniak, Eric R	24	DRMS	2:31.88	2	Doyle, Benn W	57	GSM	2:46.90	9	Hale, Art	73	MVN	3:59.45
4	Kertesz, Kristof	22	SFTL	2:32.29	3	Kochendorfer, James L	55	MINN	2:54.72	10	Hamilton, Raymond H	72	AKMS	3:59.94
5	Rutkowski, Tyler E	23	MICH	2:46.05	4	Moreno, Al	57	GOLD	2:54.91	11	Williams, Byron H	74	SYSM	4:00.10
6	Muni, Nicholas A	19	UC17	2:56.71	5	Matysek, Jim	56	SYSM	2:55.94	12	Meyer, Gerald H	71	O*H*	4:00.98
25-29				6	Tuchler, David	57	IM	3:00.00	75-79					
1	Kukharskiy, Sergii	26	NS	2:29.50	7	Brenner, Bill	57	SYSM	3:00.35	1	Wiedemann, Karl E	77	GOLD	3:54.79
2	Jerden, Alex D	28	INDY	2:40.50	8	Louie, Jamie	58	CMS	3:00.52	2	Cody, Frank J	75	MICH	4:04.62
3	Schapiro, Adam P	29	SWOM	2:52.75	9	Neville, Richard	59	FAST	3:01.21	3	Miller, David W	75	GAJA	4:04.77
4	Ganiyev, Doston	28	CMS	2:53.27	10	Holmberg, Tom	57	IM	3:06.54	4	Medici, John C	77	O*H*	4:34.00
5	Kim, Gene B	29	ROSE	3:16.08	11	McLeod, Mark A	56	CSMT	3:06.96	5	Learmonth, William R	76	O*H*	5:05.86
30-34				12	Goldbloom, Robert M	56	WM	3:10.00	6	Goode, Douglas J	76	ROSE	5:46.00	
1	Ritter, Adam J	30	CSMT	2:18.39	13	Vargas, Glen A	55	SYSM	3:21.98	80-84				
2	Wells, Geoff	33	BUMS	2:26.63	14	Pinto, Harlan A	58	MELO	3:29.54	1	Urtasun, Raul C	82	UNAB	5:36.00
3	Deery, Kyle B	31	SYSM	2:30.50	15	Aumiller, Joe	58	MICH	3:30.00	85-89				
4	McAuliffe, Brent T	34	SFTL	2:35.14	60-64				1	Monne, John N	85	ETOB	4:20.00	
5	Vanderkaay, Christian	33	MICH	2:37.92	1	Colella, Rick	64	PSM	2:40.46	90-94				
6	Zhai, Eric	34	BCTM	2:55.65	2	Shead, Timothy M	63	UC50	2:55.00	1	Maine, Thomas O	90	SLAM	4:59.49
7	Duguay, Robert E	30	CONN	3:24.75	3	Korner, Dale E	63	UC18	2:59.99					
35-39				4	Hawks, Dean K	63	INDY	3:01.09						
1	Sanchez, Greg	38	DAS	2:45.00	5	Guadagni, Peter M	60	WCM	3:03.14					
2	Durieux, Chad A	36	ROSE	2:51.76	6	Kazmaier, Karl H	60	O*H*	3:05.00					
3	Groselle, John R	36	SYSM	2:55.41	7	Wasserman, Neil R	60	O*H*	3:05.13					
4	Dale, Michael M	39	MICH	2:55.91	8	Parker, Randy J	61	MICH	3:09.01					
5	Bueter, Bryan A	39	UC17	3:00.26	9	Collier, Scott J	61	AKMS	3:10.00					
6	Billingsley, Patrick	35	WOW	3:01.60	10	Vinton, Rich	60	O*H*	3:10.00					
7	Zuñiga, Johnny	36	CRCE	3:03.89	11	Templin, Philip John	61	SAWS	3:10.00					
8	Peppercorn, Andrew H	38	OHSP	3:05.19	12	Dougherty, Stephen P	64	1776	3:11.30					
9	Kjerulf, Justin R	37	SFTL	3:15.77	13	Seybold, Harvey G	61	IM	3:12.77					
40-44				14	Anderson, Robert L	60	PCCM	3:18.93						
1	Rose, Cameron	40	SWST	2:37.98	15	Zenga, William T	60	SFTL	3:20.50					
2	Butcher, Rob	43	SYSM	2:38.00	16	Van Nort, Steven	64	LAPS	3:20.51					
3	Balykov, Dmitry	40	UC06	2:45.00	17	Ryan, James	63	GSM	3:25.11					
4	Navarro, Jeiko	41	CRCE	2:48.33	18	Fuerman, Ross	62	NEM	3:31.60					
5	Baldwin, Craig M	41	RMST	2:54.59	19	Abbate, Gary A	61	TPIT	3:32.27					
6	Grotke, Kevin A	43	IM	2:58.00	20	Larson, Allen J	62	OREG	4:03.07					
7	Williams, Rich	40	1693	3:00.69	21	Hardwick, David M	64	DAS	4:40.00					
8	Ronau, Matt	44	SKY	3:07.40	65-69				1	Stark, Allen L	66	OREG	2:56.96	
45-49				2	Wright, Robert W	65	MOVY	2:58.35	2	Wright, Robert W	65	MOVY	2:58.35	
1	Koehler, Doug J	49	CVMM	2:43.83	3	Clemmons, Jim	65	MAM	2:59.50	3	Clemmons, Jim	65	MAM	2:59.50
2	Grotke, Greg	47	CMS	2:52.50	4	Vazmina, Rudy J	65	SYSM	3:07.72	4	Vazmina, Rudy J	65	SYSM	3:07.72
3	Mc Bride, Patrick F	46	USF	2:58.83	5	Kolar, Clay A	66	SLAM	3:10.00	5	Kolar, Clay A	66	SLAM	3:10.00
4	Schneider, Michael C	49	NMMS	3:35.00	6	Hoffman, Charles L	65	TERR	3:21.12	6	Hoffman, Charles L	65	TERR	3:21.12
50-54				7	Harding, Peter S	67	UC32	3:22.00	7	Harding, Peter S	67	UC32	3:22.00	
1	Harris, Gregory	52	VMST	2:45.10	8	Douglass, Nick	66	O*H*	3:24.05	8	Douglass, Nick	66	O*H*	3:24.05
2	Tuchler, Jim	50	IM	2:50.00	9	Rollins, Bruce W	66	WMST	3:30.02	9	Rollins, Bruce W	66	WMST	3:30.02
3	Panzarino, Stephen	54	SYSM	2:52.00	10	Kelley, Bill R	68	SYSM	3:31.55	10	Kelley, Bill R	68	SYSM	3:31.55
4	Thompson, Anthony G	51	MOVY	2:58.48	11	Fine, Gary M	65	MINN	3:47.27	11	Fine, Gary M	65	MINN	3:47.27
5	Aubrey, Michael	54	SFTL	3:02.50	12	Terkel, Lawrence A	68	O*H*	3:50.00	12	Terkel, Lawrence A	68	O*H*	3:50.00
6	Turocy, Gregory	52	O*H*	3:04.55	13	Mann, Dr Thomas J	67	SYSM	4:08.78	13	Mann, Dr Thomas J	67	SYSM	4:08.78
7	Samoilov, Arkadii V	50	MVM	3:05.00	14	Gregersen, Bodvar A	67	WSMC	10:20.34	14	Gregersen, Bodvar A	67	WSMC	10:20.34
8	Mc Ginley, Patrick B	52	ROSE	3:05.36	70-74				1	Frost, Kenneth A	71	TAM	3:08.50	
9	Ross, Gavin A	50	SEAM	3:08.37	1	Frost, Kenneth A	71	TAM	3:08.50	2	List, Robert W	70	GSMS	3:41.53
10	Thessin, Tyler	50	OREG	3:12.46	2	List, Robert W	70	GSMS	3:41.53	3	Schenk, Martin P	73	FACT	3:45.09
11	Harris, Mark E	53	ALEX	3:13.00	3	Schenk, Martin P	73	FACT	3:45.09	4	Pohlmann, John T	72	SLAM	3:53.86
					4	Pohlmann, John T	72	SLAM	3:53.86	5	Stern, Tom K	70	STAN	3:54.09
					5	Stern, Tom K	70	STAN	3:54.09					

2015 USMS Summer Nationals
SPIRE Aquatic Center
Psych Sheet - Saturday, August 8, 2015

#22 Women 200 LC Meter Breaststroke				50-54...(#22 Women 200 LC Meter Breaststroke)			
Name	Age	Team	Seed Time				
18-24				12	Feather, Shawn M	54 AGM	3:47.07
1	Silva, Courtney F	23 UC30	2:53.33	13	Morse, Celia B	54 NASH	3:52.71
2	Taylor, Tori	23 ISWM	3:01.92	14	Porter, Elizabeth W	50 O*H*	3:57.84
3	Edwards, Katrina B	24 SKY	3:33.59	55-59			
4	Lee, Maeve	19 ISWM	3:33.65	1	Spence, Denise	56 NEM	3:22.08
5	Schaal, Yuval	20 SKY	3:40.00	2	Groselle, Laura L	55 SYSM	3:25.00
6	Kille, Kelsey M	19 BUMS	3:52.00	3	Gettelfinger, Cheryl M	58 INDY	3:28.67
25-29				4	Wenzel, Chris	56 SFTL	3:30.64
1	Clapp, Marissa L	28 RICE	2:37.32	5	Pujalet-Devitt, Michele M	58 DAS	3:31.07
2	Marks, Jamie L	27 SFTL	3:05.88	6	Alioto, Laurie J	57 WMAC	3:33.00
3	Hanft, Marie F	25 SFTL	3:15.60	7	Ciampa-Wise, Cindy	55 SKY	3:33.24
4	Capizzi, Stefanie	28 ROSE	3:18.28	8	Stratton, Christine	57 IM	3:35.02
30-34				9	Savage, Mary Anne	55 UC11	3:42.48
1	Kowalske, Megan L	33 MICH	2:48.00	10	Ryan, Wendy	58 NIAG	3:45.50
2	Carlson, Megan M	31 INDY	2:53.00	11	Eakle, Julie O	55 MOST	3:48.00
3	Osborn, Anne E	30 IST	3:19.54	12	Gold, Susan	55 ROSE	3:49.78
4	Jakubchak, Lindsey N	33 ALEX	3:20.51	13	Marshfield, Ann K	57 O*H*	3:52.58
5	Stutz, Kathleen J	33 SFTL	3:29.54	14	Henley, Cynthia P	57 SFTL	3:57.58
6	Ho, Judy	30 ROSE	3:32.64	15	Smath, Meg	59 SKY	4:36.56
7	Skoch, Coralee C	31 O*H*	3:38.35	60-64			
8	Miller, Alaina	33 ALEX	3:50.00	1	McDonnell, Peggy H	60 GOLD	3:34.02
35-39				2	Bright, Janet H	60 1776	3:35.00
1	Milliken, Kathleen	38 MICH	2:49.65	3	Steil, Tamara R	61 MICH	3:41.15
2	Starling, Beth A	36 MEDM	3:12.37	4	Craffey, Joan P	62 BCTM	3:49.00
3	Gallardo, Katrina L	35 MICH	3:48.16	5	Eastridge, Joannie W	61 MICH	3:59.00
40-44				6	Lindsey, Connie	63 MOST	4:04.79
1	Blackburn, Lisa	44 SOFL	2:43.70	7	Smith, Melinda J	63 O*H*	4:06.77
2	Carnevale, Cecilia	41 CRCE	3:01.40	8	Belva, Carol W	60 BUMS	4:10.00
3	Khalil, Heidi G	44 ROSE	3:33.23	9	Baldwin, Patricia A	60 SKY	4:14.27
4	Darling, Karen M	40 IM	3:35.00	10	Schueckler, Leslie	60 BUMS	4:25.00
5	Monge, Martha	44 CRCE	3:38.10	11	Reichenbach, Marilyn	60 MICH	4:30.00
6	Rosenblat, Daniela	40 SFTL	3:39.74	65-69			
7	Atkinson, Karen E	40 NEM	4:00.99	1	Walsh Beilman, Stephanie	66 1776	3:46.90
8	Matsumura, LeAnn H	43 WOW	4:30.00	2	Carson, June F	67 SYSM	4:07.40
45-49				3	Wagner, June E	65 UC17	4:18.58
1	Dixon, Lou Ann	48 MICH	3:02.03	4	Mitchell, Carol	66 SYSM	4:22.39
2	Simmons, Cheryl A	48 ROSE	3:06.73	5	Panayotoff, Kristi M	67 GS	4:36.09
3	Weiderman, Jennifer	49 CVMM	3:12.38	70-74			
4	Rogers, Julie E	48 BWSC	3:15.78	1	Webb, Linda	70 SFTL	4:01.03
5	Scott, Rebecca	45 OSH	3:20.33	2	Meyers, Susan L	73 SYSM	4:09.03
6	Wilson, Jamie W	49 PALM	3:25.01	3	Grotke, Bette B	71 GAJA	4:20.00
7	Robert, Michelle	46 CRCE	3:31.66	75-79			
8	Clark, Inge	45 IM	3:33.69	1	Jaffe, Kristin N	77 TAM	4:35.79
9	May, Julie	48 SKY	3:34.80	2	Easton, Luise E	77 O*H*	5:30.00
10	Schaal, Shlomit	45 SKY	3:38.00	80-84			
50-54				1	Varty, Eulah M	81 VIC	5:32.83
1	Convis Buck, Corrin C	51 MICH	2:58.60	90-94			
2	McIntyre, Shannon J	51 PSM	3:12.52	1	Stone, Marjorie	92 GCPS	6:12.82
3	Gregory, Ellen D	51 INDY	3:13.00				
4	Dawson-Cook, Susan E	52 ARIZ	3:14.53				
5	Vazquez, Maria E	50 GAJA	3:16.51				
6	Miller, Patricia M	54 VMST	3:19.68				
7	Bennett, Ellen K	52 SYSM	3:20.00				
8	Froehlich, Kathryn	53 IM	3:23.84				
9	Uhl, Mary A	50 NMMS	3:36.40				
10	Grebe, Suzanne	54 MICH	3:41.04				
11	Hamel, Laura	51 SYSM	3:47.00				

2015 USMS Summer Nationals
SPIRE Aquatic Center
Meet Program - Saturday, August 8, 2015

#23 Men 50 LC Meter Backstroke				Heat 6 of 20 Finals			Heat 11 of 20 Finals			
Lane	Name	Age	Club	Seed	Time					
Heat 1 of 20 Finals										
0	Chisholm, Dick	81	O*H*		59.21	0	Munson, Arthur L	62	BUMS	39.04
1	Hall, Sid	80	O*H*		49.00	1	Jones, Robert B	64	1776	38.69
2	Dobler, Wally E	81	GOLD		46.00	2	Mange, David P	60	MICH	38.05
3	Oyakawa, Yoshi	82	O*H*		41.00	3	Simm, John P	60	NIAG	37.27
4	Cavanaugh, Cav	80	GOLD		47.90	4	Feinstein, John	60	ANCM	37.00
5	Shechter, Stanley J	83	AGUA		50.10	5	Niemi, Ken	60	GSM	37.24
6	Daily, John R	88	O*H*	1:05.00		6	Buckley, Mark	62	CVMM	37.72
7	Manheim, Frank T	85	RMST		48.50	7	Thompson, Frank L	64	MICH	38.29
8	Van Dijk, Peter	86	O*H*		53.00	8	Muthler, Stephen K	64	TPIT	39.00
9	Roudebush, George M	90	PSM		1:30.00	Heat 7 of 20 Finals				
Heat 2 of 20 Finals						0	Keil, Todd A	60	LIB	36.24
1	Williams, Robert B	76	O*H*		50.12	1	Fisher, J Kevin	60	NEM	35.10
2	Zuur, James	75	TAM		48.00	2	Van Boer, Eric D	61	RHMS	34.16
3	Smith, John C	77	SYSM		41.50	3	Williams, Bruce F	62	SYSM	33.50
4	Rolston, Howard	75	GOLD		40.65	4	Graham, Donald	61	PSM	31.71
5	Charlton, Allan	78	MICH		41.00	5	Perout, Jeffrey J	62	SYSM	33.00
6	Braaksma, Harry H	76	NT		46.79	6	Shead, Timothy M	63	UC50	34.00
7	Learmonth, William R	76	O*H*		49.54	7	Mykleby, Geoff L	62	WMAC	35.00
8	Combs, Larry	76	GAJA		53.00	8	Hildebrandt, David C	60	GAJA	35.25
Heat 3 of 20 Finals						9	Dougherty, Stephen P	64	1776	36.86
1	Miller, Dana P	50	SWOM	1:00.71		Heat 8 of 20 Finals				
2	Benencia, Fabian	51	OUMS	1:00.00		0	Weiss, Patrick J	56	MICH	55.35
4	Buchan, Douglas T	72	SFTL	1:00.88		1	Downey, James E	55	HURY	43.00
5	Diehl, David J	74	YWMA	48.76		2	Fritschen, Tom M	59	PSM	41.45
6	Sanchez, David W	72	UC38	50.33		3	Holove, Victor R	55	NAST	37.50
8	Akbar, Clyde	67	SFTL	1:40.61		4	Martin, Bo	55	CSMT	37.50
Heat 4 of 20 Finals						5	Mosgrove, Scott W	57	SKY	37.53
0	Williams, Byron H	74	SYSM	45.30		6	Robie, Michael H	55	IM	42.90
1	McCarty, Thomas E	70	TOC	44.00		7	Rohlfing, Frederick W	59	UHM	47.00
2	List, Robert W	70	GSMS	42.34		8	Gentile, Earl T	50	O*H*	41.00
3	Soderstrom, Jan	70	SYSM	38.60		9	Stebel, Thomas W	53	CAQT	52.00
4	Burns, Richard	72	TAM	34.50		Heat 9 of 20 Finals				
5	Alexander, Richard J	71	GSM	36.20		0	Riggs, Jonathan D	58	MICH	36.20
6	Straka, Peter	72	FTYM	41.65		1	Pogue, Jim H	55	MICH	35.50
7	Walters, Dan M	70	NIAG	43.00		2	Gallant, John	55	UC11	35.10
8	Stern, Tom K	70	STAN	44.03		3	Benner, Tord E	56	NOVA	35.00
9	Claridge, Don A	70	SYSM	46.26		4	Walters, David M	59	UC11	34.50
Heat 5 of 20 Finals						5	Crutchfield, Randy L	57	NAST	34.80
0	Pot, Eugene T	65	BUMS	41.50		6	White, Steve G	55	WMST	35.00
1	Wright, Stephen G	66	GERM	40.25		7	Kristek, Steven M	57	BUMS	35.25
2	Childs, Lee	67	GOLD	37.00		8	Brenton, Ken R	56	MINN	36.19
3	Gruber, Glenn A	66	VCM	36.43		9	Vargas, Glen A	55	SYSM	37.02
4	Schmidt, George L	65	GOLD	34.90		Heat 10 of 20 Finals				
5	Tingley, William	65	SKY	35.38		0	Thain, Doug A	55	MTSC	34.31
6	Kerns, Hubie	66	VCM	36.70		1	Goldbloom, Robert M	56	WM	34.00
7	Olson, Chuck A	65	MICH	38.50		2	Stultz, Todd W	55	SWST	33.10
8	Evans, Keith R	67	SYSM	41.00		3	Golden, Larry	55	ARKM	32.50
9	Parsons, Roger L	68	PBM	41.75		4	Steynberg, Andre P	59	HURY	31.10
						5	Kone, Bruce C	57	RICE	31.15
						6	Gibson, Dave	55	IM	32.70
						7	Sherman, Bill	57	MOVY	33.29
						8	Hendrick, Marty	57	SFTL	34.10
						9	Miller, Brent D	56	MOVY	34.50
						Heat 12 of 20 Finals				
						0	Bauer, Don	52	COLL	34.86
						1	Fenstermacher, Jim S	52	NCMS	33.35
						2	Morris, Richard L	51	NAM	33.00
						3	Dixon, Glenn S	51	MOVY	32.50
						4	Tuchler, Jim	50	IM	29.50
						5	Horwitz, Peter C	51	SFTL	32.00
						6	Kinugawa, Thomas L	50	SFTL	32.99
						7	Beattie, Jeff	53	YCFM	33.00
						8	Guist, Quinn P	50	NAM	34.15
						9	Wagner, Harold K	50	NAM	34.99
						Heat 13 of 20 Finals				
						0	Schaal, Maor	47	SKY	42.00
						1	Lage, Terry L	47	SFTL	35.66
						2	Koenig, Kit M	46	SFTL	35.20
						3	Weber, Mark A	48	SYSM	35.00
						4	Clear, Kirk W	48	VMST	33.28
						5	Cordero, Billy	48	SWED	34.50
						6	Sheldon, Paul	45	CMS	35.12
						7	Nieuwenhuis, Mark	49	SFTL	35.50
						8	Jaroch, Matthew	46	O*H*	38.00
						Heat 14 of 20 Finals				
						0	Kasser, Dan	46	SKY	32.30
						1	Mehok, George K	48	SYSM	31.05
						2	Boosin, Michael J	49	CVMM	30.65
						3	Roddin, Jeffrey H	46	ANCM	30.50
						4	Carroll, Stewart A	45	RAM	30.03
						5	Malas, Bryan	48	LSLP	30.12
						6	Keyser, David	48	CSMT	30.65
						7	Kuck, John M	49	WHA	31.00
						8	Lee, Lawrence B	47	NCMS	31.58
						9	Mench, Edward H	49	SYSM	32.40
						Heat 15 of 20 Finals				
						0	Gallagher, Michael R	44	SWST	35.37
						1	Williams, Ryan D	42	SFTL	35.28
						2	Campbell, Jason A	42	O*H*	35.00
						3	Semus, Joe	44	MEDM	34.15
						4	Dolence, Mike	43	INDY	34.60
						5	Colteu, Claudiu	42	IM	35.01
						6	Brenes, Marco	44	CRCE	35.30
						7	Laporte, Guillermo	36	CRCE	34.30
						8	Strahota, Jeffrey R	35	TERR	34.02
						9	Kowalske, Karl R	35	MICH	36.00

2015 USMS Summer Nationals
SPIRE Aquatic Center
Meet Program - Saturday, August 8, 2015

Heat 16 (#23 Men 50 LC Meter Backstroke)

0	Maydak, Jeffrey M	42 NAST	33.26
1	Karren, Kelly S	42 CVMM	32.81
2	Smardo, Frank J	40 NAST	32.55
3	Nance, Chad A	43 NAM	31.80
4	Tiozzo, Eduard	42 SFTL	31.50
5	Stringer, Sean	40 NCMS	31.75
6	Andrews, Nathan R	40 BUMS	32.50
7	Williams, Rich	40 1693	32.75
8	Bishop, Christopher R	43 BUMS	33.00
9	Pearson, Johnnie A	42 SYSM	33.56

Heat 17 of 20 Finals

0	Dada, Alejandro	35 NT	33.40
1	Rodriguez, Jose Ignacio	38 CRCE	32.78
2	Zeller, Timothy A	37 GYMS	31.11
3	Chia, Nei-Kuan	38 AWJ	30.13
4	Papa, Ryan	39 MICH	29.00
5	Parrish, Douglas M	35 UC18	30.03
6	Kendig, Jamie M	35 SYSM	30.38
7	O'Dell, Richard S	38 MOVY	31.72
8	White, John J	38 SFTL	33.00
9	Sherman, Matt J	39 MICH	34.00

Heat 18 of 20 Finals

1	Sigalus, Aleksandr	33 SFTL	39.89
2	Miller, Joshua S	30 NAM	33.95
3	Roper, Matthew D	34 DAM	32.52
4	Doak, Kevin	34 MICH	28.36
5	Burris, William G	33 JWM	31.53
6	Pannepacker, Josh M	32 JWM	32.80
7	Carnes, Jason R	34 AAA	34.20
8	Kim, Gene B	29 ROSE	37.23

Heat 19 of 20 Finals

0	Taylor, Tim	28 ALEX	34.04
1	Miller, Christopher L	26 WMST	33.97
2	DeLion, Jacob	29 ISWM	30.56
3	Catlin, Andrew H	27 INDY	29.96
4	Taylor, Jonathan B	27 TOC	28.50
5	Hitchcock, Brent	26 UC41	29.50
6	Deptula, Chris	26 MICH	30.00
7	Fedorchak, Mark	28 BUMS	33.86
8	Browning, Casey R	27 MICH	33.98
9	Ewing, Greg	26 GSM	35.35

Heat 20 of 20 Finals

1	Gehr, Gabriel R	23 UC17	42.00
2	Zaremba, Roman F	20 SYSM	32.00
3	Ewing, Kevin H	21 GSM	31.31
4	Musser, Seth D	23 MOVY	27.00
5	Matthews, Christian S	24 RMST	28.73
6	Rozsa, Jesse L	23 BUFF	31.61
7	Dieter, Vaughn S	19 DRGN	33.14

2015 USMS Summer Nationals
SPIRE Aquatic Center
Meet Program - Saturday, August 8, 2015

Heat 16 (#23 Men 50 LC Meter Backstroke)

0	Maydak, Jeffrey M	42 NAST	33.26
1	Karren, Kelly S	42 CVMM	32.81
2	Smardo, Frank J	40 NAST	32.55
3	Nance, Chad A	43 NAM	31.80
4	Tiozzo, Eduard	42 SFTL	31.50
5	Stringer, Sean	40 NCMS	31.75
6	Andrews, Nathan R	40 BUMS	32.50
7	Williams, Rich	40 1693	32.75
8	Bishop, Christopher R	43 BUMS	33.00
9	Pearson, Johnnie A	42 SYSM	33.56

Heat 17 of 20 Finals

0	Dada, Alejandro	35 NT	33.40
1	Rodriguez, Jose Ignacio	38 CRCE	32.78
2	Zeller, Timothy A	37 GYMS	31.11
3	Chia, Nei-Kuan	38 AWJ	30.13
4	Papa, Ryan	39 MICH	29.00
5	Parrish, Douglas M	35 UC18	30.03
6	Kendig, Jamie M	35 SYSM	30.38
7	O'Dell, Richard S	38 MOVY	31.72
8	White, John J	38 SFTL	33.00
9	Sherman, Matt J	39 MICH	34.00

Heat 18 of 20 Finals

1	Sigalus, Aleksandr	33 SFTL	39.89
2	Miller, Joshua S	30 NAM	33.95
3	Roper, Matthew D	34 DAM	32.52
4	Doak, Kevin	34 MICH	28.36
5	Burris, William G	33 JWM	31.53
6	Pannepacker, Josh M	32 JWM	32.80
7	Carnes, Jason R	34 AAA	34.20
8	Kim, Gene B	29 ROSE	37.23

Heat 19 of 20 Finals

0	Taylor, Tim	28 ALEX	34.04
1	Miller, Christopher L	26 WMST	33.97
2	DeLion, Jacob	29 ISWM	30.56
3	Catlin, Andrew H	27 INDY	29.96
4	Taylor, Jonathan B	27 TOC	28.50
5	Hitchcock, Brent	26 UC41	29.50
6	Deptula, Chris	26 MICH	30.00
7	Fedorchak, Mark	28 BUMS	33.86
8	Browning, Casey R	27 MICH	33.98
9	Ewing, Greg	26 GSM	35.35

Heat 20 of 20 Finals

1	Gehr, Gabriel R	23 UC17	42.00
2	Zaremba, Roman F	20 SYSM	32.00
3	Ewing, Kevin H	21 GSM	31.31
4	Musser, Seth D	23 MOVY	27.00
5	Matthews, Christian S	24 RMST	28.73
6	Rozsa, Jesse L	23 BUFF	31.61
7	Dieter, Vaughn S	19 DRGN	33.14

2015 USMS Summer Nationals
SPIRE Aquatic Center
Psych Sheet - Saturday, August 8, 2015

#25 Men 200 LC Meter Butterfly

Name	Age	Team	Seed Time
18-24			
1 Rutkin, Lance J	21	SFTL	2:11.92
2 Kertesz, Kristof	22	SFTL	2:15.08
3 Materniak, Eric R	24	DRMS	2:17.16
4 Hamel, Dirk	20	SYSM	2:20.00
25-29			
1 Marchant, Ryan A	26	BUMS	2:35.00
2 Clouse, Jason D	25	RMST	2:44.99
30-34			
1 Vanderkaay, Christian	33	MICH	2:14.99
2 Batchelder, John R	34	CMS	2:30.89
3 Malik, Michael J	34	PALM	2:33.41
4 Limouze, Thomas C	31	FINS	2:37.53
35-39			
1 Aguilar, Giampiero	36	CRCE	2:24.11
2 Calnan, John P	35	FTYM	2:28.00
3 Papa, Ryan	39	MICH	2:30.00
4 Rouch, Stephen T	35	INDY	2:34.31
5 Hill, Jason M	36	DAS	2:37.36
6 Meyer, Alexander	37	MICH	2:50.00
7 Miller, Matt	38	OREG	3:04.33
8 Kim, Steve	39	ROSE	3:16.22
40-44			
1 Rodriguez, Ramses	43	SYSM	2:24.00
2 Steed, Chad L	44	MICH	2:39.00
3 Hynes, Brodie	41	YCFM	2:47.07
4 Callahan, Patrick	40	MOST	2:50.29
5 Tomson, Farol L	44	GERM	3:01.31
45-49			
1 Dickson, Kurt F	48	ARIZ	2:24.33
2 Rubocki, John S	45	SAWS	2:32.34
3 Kroupa, Andy S	46	YCFM	2:32.95
4 Brandt, Mark W	49	IM	2:33.10
5 Fischer, Andy	48	SFTL	2:34.00
6 Rutledge, Mike	45	GRAN	2:38.00
7 Jones, Kenton R	48	SDSM	2:45.37
8 Wuchte, Mathew S	45	BWSC	2:45.48
9 Mc Bride, Patrick F	46	USF	2:50.49
10 Elizondo, Bill	48	RAM	3:03.63
11 Sturdy, Patrick R	46	MICH	3:13.49
50-54			
1 Sims, David E	53	IM	2:14.88
2 Frentos, Jerome A	50	MARY	2:20.67
3 Jenkins, Timothy J	54	IM	2:33.00
4 Fallon, Bill	52	BERK	2:35.86
5 Valley, Eric	54	MOVY	2:53.56
6 Samoilov, Arkadii V	50	MVM	2:57.00
7 Thompson, Anthony G	51	MOVY	2:59.09
8 Heaney, Steven	52	MICH	3:01.51
9 DiBenedetto, Robert J	52	GYMS	3:02.80
10 Wagner, Harold K	50	NAM	3:06.96
11 Volker, Jens	50	GSM	3:10.00
12 Mc Ginley, Patrick B	52	ROSE	3:15.69
13 Kolb, Karl A	54	NEM	3:25.00
55-59			
1 Hafner, Paul A	55	ARIZ	2:36.41

2 Seibt, Andreas K	57	IM	2:40.00
3 Thomas, Bruce W	58	SCAQ	2:40.00
4 Archer, Branch T	56	TXLA	2:42.57
5 McLeod, Mark A	56	CSMT	2:55.39
6 Matysek, Jim	56	SYSM	2:59.77
7 Treiman, Gerald S	55	UTAH	3:52.00
8 Grassell, Duane V	58	O*H*	4:09.76
60-64			
1 Vandam, David K	60	TXLA	2:41.11
2 Guadagni, Peter M	60	WCM	2:45.12
3 Wasserman, Neil R	60	O*H*	2:49.84
4 Wright, Robert E	61	DOC	2:53.44
5 Zenga, William T	60	SFTL	3:10.50
6 Jones, Robert B	64	1776	3:10.56
7 Muthler, Stephen K	64	TPIT	3:25.00
8 Keil, Mark A	62	NEM	3:36.79
9 Anderson, Robert L	60	PCCM	3:43.51
10 Fuerman, Ross	62	NEM	3:45.20
11 Miller, Jamie A	61	NCMS	5:03.62
12 Forgione, David J	61	MICH	8:34.15
65-69			
1 Kerns, Hubie	66	VCM	3:00.00
2 Bernard, Alan D	66	TAM	3:07.04
3 Stark, Allen L	66	OREG	3:10.88
4 Anderson, Marc S	66	MINN	3:19.95
5 Rollins, Bruce W	66	WMST	3:20.02
6 Burns, Joel J	69	SFTL	3:20.77
7 Meyerhoff, Rick	68	TAM	3:30.00
8 McGaughey, Jim	65	UC18	3:36.80
9 Willis, Gregory B	67	LAPS	3:49.53
10 Gregersen, Bodvar A	67	WSMC	14:09.33
70-74			
1 Delong, Gerry G	72	GOLD	3:44.78
2 Lokensgard, Erik	73	MICH	3:50.00
3 Straka, Peter	72	FTYM	3:51.00
4 Winokur, Eliot	71	GOLD	4:02.69
5 Molnar, Ronald A	73	CMS	4:24.06
75-79			
1 Williams, Frank	75	SDSM	3:49.25
2 Cody, Frank J	75	MICH	4:13.72
3 Badgley, David	75	OKMS	4:29.74
90-94			
1 Maine, Thomas O	90	SLAM	5:19.18

#26 Women 200 LC Meter Butterfly

Name	Age	Team	Seed Time
18-24			
1 Bruce, Madeline J	21	IM	2:30.57
2 Silva, Courtney F	23	UC30	2:37.92
25-29			
1 Young, Charley C	28	AGUA	2:50.99
2 St. Jules, Andrea	25	GRAN	2:58.90
3 Capizzi, Stefanie	28	ROSE	3:10.81
4 Baldwin, Tricia A	25	SKY	4:39.71
30-34			
1 Williams, Melinda B	34	NEM	2:48.68
2 Braniecki, Ashley L	30	O*H*	2:54.51
3 Stakem, Meredith A	34	DCAC	2:59.67
4 Scott, Celia L	32	NITR	3:18.54

5 Ho, Judy	30	ROSE	3:20.64
6 Stutz, Kathleen J	33	SFTL	3:24.97
7 Segnini, Natalia	34	CRCE	3:25.54
35-39			
1 Szekely, Ildiko	36	NEM	2:22.80
2 Moro, Erin C	37	PALM	2:52.72
3 Richardson, Lindsay	35	MICH	3:00.03
4 Ellawadi, Allison B	37	CSMT	3:03.28
5 Szekeres, Naomi O	37	SFTL	3:20.52
6 Hicks, Kathryn E	35	INDY	3:44.43
40-44			
1 Varlas, Melissa D	42	SYSM	2:45.00
2 Mayville, Janey C	41	SFTL	2:55.43
3 Atkinson, Karen E	40	NEM	3:37.17
4 Matsumura, LeAnn H	43	WOW	4:00.00
5 Sega, Ally	42	CONN	4:04.16
6 Volz, Kristin R	42	SFTL	4:45.77
45-49			
1 Dombkowski, Susan E	49	MICH	2:52.99
2 English-Bazenas, Daphne R	47	SYSM	3:30.54
50-54			
1 Schickore, Jutta	51	DOC	2:48.51
2 Countryman, Marianne	51	GAJA	2:49.00
3 Ditzler, Kristy	51	TXLA	3:04.92
4 Froehlich, Kathryn	53	IM	3:12.78
5 Hernandez, Josephine	53	CRCE	3:29.11
6 Bibles, Shirley	53	AGM	4:03.95
7 Meyer, Andrea	52	CMS	4:11.38
8 Amelon, Mitzi C	52	MICH	6:00.00
55-59			
1 Alioto, Laurie J	57	WMAC	2:59.00
2 Ciampa-Wise, Cindy	55	SKY	3:10.87
3 Brown, Denise H	56	MICH	3:12.92
4 Tokayer, Susan	55	WM	3:16.23
5 McNulty, Barbara A	58	FACT	3:18.74
6 Gold, Susan	55	ROSE	3:33.09
7 Gifford, Kathy M	55	DOC	3:40.00
8 Chin-Ogilvie, Adrienne	55	SFTL	4:15.56
9 Bauer, Diann S	57	SLAM	4:20.41
10 Grady, Marci A	57	SFTL	4:25.87
11 Feldkircher, Mary C	55	O*H*	4:30.00
60-64			
1 Ciraulo, Christie	62	UCLA	3:23.69
2 Hilpert, Bess	60	TXLA	3:31.30
3 Falcigno, Pamela M	60	SFTL	3:39.09
4 Steil, Tamara R	61	MICH	3:51.00
5 Larson, Linda L	60	SFTL	3:52.93
6 Quinn, Phyllis E	60	TOC	3:53.39
7 Lindsey, Connie	63	MOST	3:58.56
8 Eastridge, Joannie W	61	MICH	4:19.00
9 Callaway, Linda	62	MOST	5:08.94
65-69			
1 Guthrie, Sally K	65	MICH	3:50.00
2 Larsen, Babs H	68	MINN	4:00.00
3 Martin, Michelle E	66	SFTL	4:24.32
70-74			
1 Meyers, Susan L	73	SYSM	4:22.76
85-89			
1 Russ, Betty J	88	O*H*	5:41.00

Chlorine-Out Hair & Skin Care



Good Luck USMS
Participants!
Proud to Support:



**U.S. MASTERS
SWIMMING**

Look for the ziplock bag stocked
full of our entire product
line, in your athlete bag!

YOUR SWIM YOUR AFTER

www.sbrsportsinc.com



#1 Tested & Approved!

other exceptional swimming products by



Anti-Fog Cleaning Wipes
"leaving you with crystal clear vision"

DERMASPORT
skincare

anti-aging facial skin care line
start good habits now with face nutrition

SBR
SPORTS, INC.


TRISLIDE

Continuous Spray
eases entry into tech suits
eliminates chafing

refresh with complimentary TRISWIM JUGS in locker room showers



follow us for giveaways, contests & samples!
www.sbrsportsinc.com

scan code
to like us
on 



Day 4 – Sunday, August 9

Warm-up

6:30 a.m.-7:50 a.m.

Check-in Deadline for Day 4

The following are positive check-in events. Check-in may be done in person at the registration area or online at usms.org.

Sun., August 9	400 freestyle (women) 200 freestyle 200 IM	7:00 a.m. 9:00 a.m. 11:00 a.m.
----------------	--	--------------------------------------

PLEASE NOTE:

If you do not check in by the deadline, you will not be seeded; there are no exceptions.

Meet Start Time

8:00 a.m.

Men	Event	Women
	400 freestyle (women)	32
30-minute warm-up in competition pool		
33	mixed 200 medley relay	
35	50 breaststroke	36
37	100 backstroke	38
39	200 freestyle	40
41	50 butterfly	42
43	200 IM	44

2015 USMS Summer Nationals
SPIRE Aquatic Center
Psych Sheet - Sunday, August 9, 2015

#32 Women 400 LC Meter Freestyle

Sponsor: University Hospitals

Name	Age	Team	Seed Time
18-24			
1 Flores, Gabriela	22	CRCE	5:03.14
2 Uppfalt, Katie	24	INDY	5:08.25
3 Cabrera, Maria A	24	MWA	5:40.00
25-29			
1 Hanft, Marie F	25	SFTL	5:05.88
2 Marks, Jamie L	27	SFTL	5:05.88
3 Young, Charley C	28	AGUA	5:20.99
4 Watt, Lindsay	29	ETOB	5:23.54
5 Flores, Sara	25	CRCE	5:27.72
6 Abner, Kelly A	25	SFTL	5:31.10
7 Beckwith, Caitlin H	29	BUMS	5:45.00
30-34			
1 Parker, Emily S	30	SDSM	4:40.70
2 Lapinskas, Christina	30	ISWM	4:56.88
3 Williams, Melinda B	34	NEM	5:04.77
4 Wortman, Jennifer L	32	MICH	5:06.36
5 Togias, Anna	30	GRAN	5:15.00
6 Corporon, Nicole A	31	CON	5:24.79
7 Osborn, Anne E	30	1ST	5:34.41
8 Miller, Alaina	33	ALEX	6:02.73
9 King, Sarah C	32	MTMS	9:17.85
35-39			
1 Whitney, Ashley A	36	NASH	4:40.00
2 Richardson, Lindsay	35	MICH	5:04.55
3 Maidenberg, Eve G	39	MAM	5:11.68
4 Crusco, Kysa M	39	NEM	5:14.69
5 Roddin, Julie	39	ANCM	5:15.00
6 Lantz, Lisa	35	LTAZ	5:49.70
7 Howland, Heather A	35	IM	5:55.39
8 Gellner, Rebecca A	37	UC11	5:56.50
9 Stow, Meredith A	37	L4S	6:26.00
10 Bush, Amy M	35	CAQT	7:10.55
40-44			
1 Varlas, Melissa D	42	SYSM	5:01.10
2 Lindley, Sarah	42	MICH	5:13.96
3 Mayville, Janey C	41	SFTL	5:25.23
4 Jones, Leslie L	42	RMST	5:38.81
5 Bishop, Laura J	43	BUMS	5:40.21
6 Marvin, Linda L	42	INDY	5:49.42
7 Rosenblat, Daniela	40	SFTL	6:32.44
8 Beels, Kendall R	43	RMST	8:07.05
45-49			
1 Stone, Stephanie	48	RAM	4:52.53
2 Dombkowski, Susan E	49	MICH	4:55.99
3 Carmichael, Larissa	48	SYSM	5:13.92
4 Lassen, Megan M	45	SFTL	5:25.73
5 Goldschmidt, Claudia	48	SYSM	5:28.44
6 May, Julie	48	SKY	5:30.96
7 Weiderman, Jennifer	49	CVMM	5:31.98
8 Moffett, Erica L	46	SFTL	5:48.08
50-54			
1 Hug, Laurie	50	1776	5:00.05
2 Cleavenger, Becky	52	CVMM	5:04.94
3 McIntyre, Shannon J	51	PSM	5:09.71
4 Schickore, Jutta	51	DOC	5:10.65

5 Zahorik, Barbara T	51	IM	5:15.00
6 Bennett, Ellen K	52	SYSM	5:20.00
7 Gregory, Ellen D	51	INDY	5:21.00
8 Saucy, Stephanie A	52	1776	5:22.79
9 Bartek, Mary C	51	LSSC	5:23.57
10 Stokes, Karin E	54	NEM	5:40.00
11 Cabada, Maria	52	CRCE	5:48.79
12 Stephenson, Sally H	53	UC18	5:51.66
13 Dawson, Mandy	53	RMST	5:58.24
14 Chaffee, Amy J	52	BUMS	7:03.61
15 Bibles, Shirley	53	AGM	7:04.81
55-59			
1 Grilli, Tracy L	58	NEM	5:19.06
2 Brown, Denise H	56	MICH	5:26.70
3 Ritter, Susan M	58	CSMT	5:29.56
4 Hajost, Cynthia M	55	RMST	5:30.00
5 Tokayer, Susan	55	WM	5:33.35
6 O'Sullivan, Elizabeth	57	SKAN	5:50.64
7 McNulty, Barbara A	58	FACT	5:55.40
8 Stratton, Christine	57	IM	6:02.17
9 Gifford, Kathy M	55	DOC	6:05.00
10 Woods, Tina N	58	1776	6:19.84
11 Kregor, Janice	59	SKY	6:32.92
60-64			
1 Ciraulo, Christie	62	UCLA	5:35.01
2 Gundred, Barb L	64	SFTL	6:03.00
3 Tourtual, Dorothy M	64	BUMS	6:04.79
4 Watts, Sue N	61	1776	6:06.82
5 Quinn, Phyllis E	60	TOC	6:08.09
6 Belva, Carol W	60	BUMS	6:27.07
7 Walker, Robin	60	INDY	6:42.14
65-69			
1 Miller, Celeste	65	SNM	5:48.00
2 Davis, Charlotte M	65	PSM	6:00.00
3 Guthrie, Sally K	65	MICH	6:16.33
4 Shoenberger, Linda R	68	TAM	6:21.05
5 Carson, June F	67	SYSM	6:29.49
6 Ventura, Rosa V	68	SFTL	6:48.98
7 Mitchell, Carol	66	SYSM	7:00.68
8 McDowell, Teresa W	65	SLAM	7:15.00
9 Nathan, Laura B	67	MICH	8:04.22
10 McGovern, Anne L	68	O*H*	8:42.00
70-74			
1 Ridout, Nancy J	73	TAM	7:24.02
2 Arnold, Tita W	74	SKY	8:30.95
3 Miller, Jan H	72	SYSM	10:35.85
75-79			
1 Henderson, Martha J	79	FACT	8:39.00
2 Gogola, Laura J	79	MICH	9:06.71
3 Easton, Luise E	77	O*H*	9:10.00
80-84			
1 Waite, Nancy A	81	O*H*	10:20.00

2015 USMS Summer Nationals
SPIRE Aquatic Center
Meet Program - Sunday, August 9, 2015

#35 Men 50 LC Meter Breaststroke

Lane	Name	Age	Club	Seed Time
Heat 1 of 18 Finals				
2	Monne, John N	85	ETOB	58.00
4	Urtasun, Raul C	82	UNAB	1:07.00
5	Shechter, Stanley J	83	AGUA	53.10
6	Dobler, Wally E	81	GOLD	55.10
7	Quinn, Patrick J	84	ADMS	1:19.33
Heat 2 of 18 Finals				
2	Lenard, Walt	78	NASH	1:20.60
3	Martin, Ray G	78	MICH	49.87
4	Wiedemann, Karl E	77	GOLD	44.64
5	Zuur, James	75	TAM	48.00
6	Medici, John C	77	O*H*	54.00
7	Mitchell, Jack	76	SYSM	1:46.60
Heat 3 of 18 Finals				
0	Hamilton, Raymond H	72	AKMS	52.46
1	Williams, Byron H	74	SYSM	47.00
2	Pohlmann, John T	72	SLAM	44.60
3	Schenk, Martin P	73	FACT	43.07
4	Frost, Kenneth A	71	TAM	37.50
5	List, Robert W	70	GSMS	41.31
6	Fuenmayor, Jose	71	NASH	44.15
7	Walters, Dan M	70	NIAG	46.00
8	Hale, Art	73	MVN	47.21
9	Diehl, David J	74	YWMA	59.49
Heat 4 of 18 Finals				
0	Parsons, Roger L	68	PBM	46.60
1	Fine, Gary M	65	MINN	44.63
2	Terkel, Lawrence A	68	O*H*	43.99
3	Harding, Peter S	67	UC32	42.00
4	Hoffman, Charles L	65	TERR	40.68
5	Pot, Eugene T	65	BUMS	41.69
6	Evans, Keith R	67	SYSM	43.00
7	Douglass, Nick	66	O*H*	44.10
8	Solomon, David L	67	SFTL	45.94
9	March, Ed	69	O*H*	56.37
Heat 5 of 18 Finals				
0	Phillipson, Elliot H	67	O*H*	40.00
1	Meyerhoff, Rick	68	TAM	38.50
2	Kolar, Clay A	66	SLAM	37.50
3	Moskovits, Alexander	66	TAM	37.50
4	Wright, Robert W	65	MOVY	35.27
5	Stark, Allen L	66	OREG	35.78
6	Clemmons, Jim	65	MAM	37.50
7	Walker, Rick B	65	SYSM	37.54
8	Vazmina, Rudy J	65	SYSM	39.98
9	Kelley, Bill R	68	SYSM	40.15
Heat 6 of 18 Finals				
1	Franzon, Olof	63	SYSM	41.00
2	Abbate, Gary A	61	TPIT	40.22
3	Korner, Dale E	63	UC18	39.99
4	Anderson, Robert L	60	PCCM	38.94
5	Dondi, Beda C	60	SFTL	39.48
6	Dougherty, Stephen P	64	1776	40.00
7	Zenga, William T	60	SFTL	40.50
8	Stein, Jim	63	MICH	43.00

Heat 7 of 18 Finals

0	Templin, Philip John	61	SAWS	38.00
1	Van Boer, Eric D	61	RHMS	37.50
2	Kazmaier, Karl H	60	O*H*	36.50
3	Parker, Randy J	61	MICH	35.48
4	Colella, Rick	64	PSM	33.71
5	Shead, Timothy M	63	UC50	34.50
6	Seybold, Harvey G	61	IM	35.84
7	Toth, Dennis J	60	MICH	37.48
8	Hildebrandt, David C	60	GAJA	37.71
9	Munson, Arthur L	62	BUMS	38.82

Heat 8 of 18 Finals

0	Freeman, Matt	55	YCFM	46.20
1	Martin, Michael P	55	1776	39.50
2	Miller, Brent D	56	MOVY	37.37
3	Holmberg, Tom	57	IM	36.74
4	Sherman, Bill	57	MOVY	36.14
5	McLeod, Mark A	56	CSMT	36.56
6	Louie, Jamie	58	CMS	37.30
7	Pinto, Harlan A	58	MELO	38.85
8	Nakazawa, Muraji	59	RMST	43.00

Heat 9 of 18 Finals

0	Moreno, Al	57	GOLD	35.29
1	Brenner, Bill	57	SYSM	34.40
2	Tuchler, David	57	IM	34.00
3	Doyle, Benn W	57	GSM	33.90
4	Kone, Bruce C	57	RICE	33.63
5	Neville, Richard	59	FAST	33.77
6	Kochendorfer, James L	55	MINN	33.95
7	Scott, Greg C	56	CMS	34.00
8	Golden, Larry	55	ARKM	34.50
9	Matysek, Jim	56	SYSM	35.83

Heat 10 of 18 Finals

2	Randesi, David J	53	BUMS	48.00
3	Rader, David M	53	OHSP	42.00
4	Kline, Jonathan D	51	SFTL	37.95
5	Slabe, Michael J	52	SHSH	38.50
6	Capponi, Louis J	50	UC17	44.00

Heat 11 of 18 Finals

0	Harris, Mark E	53	ALEX	36.90
1	Thessin, Tyler	50	OREG	36.68
2	Wall, Chris L	53	CVMM	36.11
3	Aubrey, Michael	54	SFTL	34.90
4	Panzarino, Stephen	54	SYSM	32.30
5	Harris, Gregory	52	VMST	33.86
6	Thompson, Anthony G	51	MOVY	35.45
7	Turocy, Gregory	52	O*H*	36.43
8	Billings, Raymond	50	AKMS	36.72
9	DuBay, John	51	UC18	37.50

Heat 12 of 18 Finals

0	Groaning, Michael D	44	INDY	50.00
1	Smardo, Frank J	40	NAST	35.55
2	Grotke, Kevin A	43	IM	34.76
3	Balykov, Dmitry	40	UC06	35.05
4	Ronau, Matt	44	SKY	37.04
5	Goldfine, Phillip B	46	SWHM	46.18
6	Carnevale, Gabriel	48	CRCE	43.10
7	Edwards, John	47	UC10	44.62
8	Forst, Jeremy S	37	INDY	37.90
9	Hausen, David S	39	MEDM	43.14

Heat 13 of 18 Finals

0	Jones, Kenton R	48	SDSM	37.03
1	Mayall, Randy S	49	BUMS	35.90
2	Koehler, Doug J	49	CVMM	34.90
3	Doane, Michael P	45	TERR	33.90
4	Grotke, Greg	47	CMS	33.40
5	Keyser, David	48	CSMT	33.45
6	Mench, Edward H	49	SYSM	34.50
7	Lage, Terry L	47	SFTL	35.52
8	Deane, Rusty	45	LSSC	37.01
9	Schauss, Jonathan H	47	PRTR	38.82

Heat 14 of 18 Finals

0	Williams, Ryan D	42	SFTL	34.41
1	Steed, Chad L	44	MICH	33.99
2	Navarro, Jeiko	41	CRCE	33.69
3	Pearson, Johnnie A	42	SYSM	33.45
4	Butcher, Rob	43	SYSM	31.27
5	Rose, Cameron	40	SWST	32.18
6	Sandi, Gustavo	43	ANS	33.67
7	Baleka, Siphwe K	44	MOVY	33.85
8	Callahan, Patrick	40	MOST	34.29
9	Nance, Chad A	43	NAM	34.64

Heat 15 of 18 Finals

0	Sanchez, Greg	38	DAS	36.61
1	Kjerulf, Justin R	37	SFTL	36.23
2	Groselle, John R	36	SYSM	34.89
3	Durieux, Chad A	36	ROSE	33.95
4	White, John J	38	SFTL	33.00
5	Werner, David F	37	BUMS	33.71
6	Bueter, Bryan A	39	UC17	34.76
7	Billingsley, Patrick	35	WOW	35.58
8	Dale, Michael M	39	MICH	36.47
9	Zuñiga, Johnny	36	CRCE	36.67

Heat 16 of 18 Finals

1	Shaw, Chris	33	TERR	44.00
2	Cuellar, Sebastian	31	SFTL	34.07
3	Schrider, Daniel R	30	UC07	30.17
4	Wells, Geoff	33	BUMS	29.72
5	Deery, Kyle B	31	SYSM	29.92
6	McAuliffe, Brent T	34	SFTL	31.14
7	Miller, Joshua S	30	NAM	35.95

2015 USMS Summer Nationals
SPIRE Aquatic Center
Meet Program - Sunday, August 9, 2015

Heat 17 (#35 Men 50 LC Meter Breaststroke)

1	Ewing, Greg	26 GSM	37.37
2	Phillips, Michael A	29 TPIT	35.86
3	DeLion, Jacob	29 ISWM	33.26
4	Kukharskiy, Sergii	26 NS	29.80
5	Jerden, Alex D	28 INDY	31.83
6	Ganiyev, Doston	28 CMS	33.72
7	Jacobs, Steven R	26 O*H*	36.86
8	Marshfield, Peter Z	25 O*H*	39.00

Heat 18 of 18 Finals

1	Reyes, Nicolas H	21 MWA	36.00
2	Ksebaty, Fares	24 MICH	32.50
3	Peavey, Griffin D	23 MOVY	31.00
4	Whinnery, Typ	24 UC27	30.19
5	Rosenbaum, Ryan	21 SFTL	30.59
6	Materniak, Eric R	24 DRMS	31.83
7	Gibson, Harrison S	23 SFTL	33.09

#36 Women 50 LC Meter Breaststroke

Lane	Name	Age	Club	Seed Time
------	------	-----	------	-----------

Heat 1 of 12 Finals

1	Butler, Pat M	78 MICH	1:15.43
2	Jaffe, Kristin N	77 TAM	51.92
3	Easton, Luise E	77 O*H*	1:10.00
4	Coughlin, Barbara	71 SCHH	1:01.50
5	Webb, Linda	70 SFTL	49.96
6	Grotke, Bette B	71 GAJA	57.33
7	Stone, Marjorie	92 GCPS	1:20.17
8	Kysor, Stefanena D	87 NIAG	1:32.08

Heat 2 of 12 Finals

0	Smath, Meg	59 SKY	54.08
1	Marshfield, Ann K	57 O*H*	48.90
2	Stratton, Christine	57 IM	45.40
3	Henley, Cynthia P	57 SFTL	50.23
5	Wagner, June E	65 UC17	51.66
6	Walsh Beilman, Stephanie	66 1776	48.12
7	Carson, June F	67 SYSM	48.50
8	Bishop, Martha	61 OUMS	53.77
9	Britton, Gloria C	63 O*H*	58.30

Heat 3 of 12 Finals

0	Lindsey, Connie	63 MOST	48.53
1	James, Katy	60 ARIZ	47.25
2	Kirkpatrick-Reno, Nancy	60 CVMM	47.00
3	Steil, Tamara R	61 MICH	45.86
4	Bright, Janet H	60 1776	42.30
5	McDonnell, Peggy H	60 GOLD	43.17
6	Merena, Elizabeth J	63 BCTM	46.70
7	Craffey, Joan P	62 BCTM	47.00
8	Kryka, Nancy	60 SYSM	47.95
9	Baldwin, Patricia A	60 SKY	52.53

Heat 4 of 12 Finals

0	Eakle, Julie O	55 MOST	44.71
1	Ryan, Wendy	58 NIAG	43.50
2	Cavanaugh, Debbie D	57 GOLD	42.00
3	Wenzel, Chris	56 SFTL	41.56
4	Robie, Jane M	57 IM	41.00
5	Spence, Denise	56 NEM	41.21
6	Groselle, Laura L	55 SYSM	41.80
7	Gettelfinger, Cheryl M	58 INDY	42.85
8	Pujalet-Devitt, Michele M	58 DAS	44.24
9	Doyle, Deanna	57 SYSM	45.00

Heat 5 of 12 Finals

1	Rea, Gloria	54 SC	54.89
2	Morse, Celia B	54 NASH	48.45
3	Feather, Shawn M	54 AGM	49.47
4	Porter, Elizabeth W	50 O*H*	57.69
6	Rutenberg, Amy R	48 SKY	47.92
7	Ladd, Laura M	48 NASH	44.49
8	Schaal, Shlomit	45 SKY	44.50

Heat 6 of 12 Finals

0	Hamel, Laura	51 SYSM	46.00
1	Toner, Karlin	54 GMUP	43.29
2	Considine-Miller, Ellen A	52 WMST	40.90
3	Miller, Patricia M	54 VMST	40.10
4	Convis Buck, Corrin C	51 MICH	37.75
5	Dawson-Cook, Susan E	52 ARIZ	39.46
6	Schoenneman, Lisa L	53 CVMM	40.80
7	Vazquez, Maria E	50 GAJA	42.41
8	Bartek, Mary C	51 LSSC	45.90
9	Grebe, Suzanne	54 MICH	46.11

Heat 7 of 12 Finals

0	Robert, Michelle	46 CRCE	43.40
1	Rogers, Julie E	48 BWSC	42.98
2	Wilson, Jamie W	49 PALM	39.97
3	Weiderman, Jennifer	49 CVMM	39.44
4	Scott, Rebecca	45 OSH	38.75
5	Dixon, Lou Ann	48 MICH	38.80
6	Simmons, Cheryl A	48 ROSE	39.61
7	Dombrowski, Andrea	48 SYSM	40.26
8	Clark, Inge	45 IM	43.21
9	May, Julie	48 SKY	43.50

Heat 8 of 12 Finals

0	Banning, Jennifer	44 O*H*	49.23
1	Matsumura, LeAnn H	43 WOW	43.51
2	Monge, Martha	44 CRCE	43.11
3	Carnevale, Cecilia	41 CRCE	37.86
4	Blackburn, Lisa	44 SOFL	33.96
5	Lindauer, Kerry	41 NCMS	35.22
6	Campbell, Jennifer	40 MUMS	38.38
7	Khalil, Heidi G	44 ROSE	43.25
8	Rosenblat, Daniela	40 SFTL	45.24

Heat 9 of 12 Finals

2	Kemp, Jessica	37 BGSC	59.00
3	France, Jessica L	39 MINN	40.59
4	Milliken, Kathleen	38 MICH	36.72
5	Starling, Beth A	36 MEDM	40.37
6	Gallardo, Katrina L	35 MICH	48.01

Heat 10 of 12 Finals

1	Miller, Alaina	33 ALEX	52.00
2	Colella, Mariel	30 FINS	42.25
3	Chance, Danielle R	34 SYSM	35.89
4	Kowalske, Megan L	33 MICH	35.00
5	Carlson, Megan M	31 INDY	35.00
6	Togias, Anna	30 GRAN	38.80
7	Skoch, Coralee C	31 O*H*	47.35

Heat 11 of 12 Finals

1	Valentic, Kristina	25 CAQT	47.89
2	Brown, Adrienne F	27 BUMS	41.70
3	Sippel, Ashley	25 GERM	37.22
4	Ballenger, Marie A	29 TOC	33.39
5	Clapp, Marissa L	28 RICE	34.84
6	Flores, Sara	25 CRCE	38.46
7	Calderon, Karen	27 CRCE	42.30

Heat 12 of 12 Finals

0	Bergsman, Jamie L	24 O*H*	47.47
1	Lee, Maeve	19 ISWM	45.06
2	Suarez, Laura	21 CRCE	43.02
3	Menicucci, Lauren A	24 SMS	40.15
4	Cooper, Melissa L	23 NASH	35.65
5	Taylor, Tori	23 ISWM	37.10
6	Schaal, Yuval	20 SKY	43.00
7	Edwards, Katrina B	24 SKY	43.11
8	Kim, Eileen J	23 BUMS	46.02
9	Courtney, Khaila K	19 PSM	49.22

2015 USMS Summer Nationals
SPIRE Aquatic Center
Meet Program - Sunday, August 9, 2015

#37 Men 100 LC Meter Backstroke

Lane	Name	Age	Club	Seed Time
Heat 1 of 14 Finals				
0	Akbar, Clyde	67	SFTL	4:24.08
1	Roudebush, George M	90	PSM	3:20.00
3	Oyakawa, Yoshi	82	O*H*	1:35.00
5	Daily, John R	88	O*H*	2:31.40
6	Manheim, Frank T	85	RMST	1:56.57
7	Van Dijk, Peter	86	O*H*	2:03.00
8	Beach, Robert E	85	SPM	3:00.00
Heat 2 of 14 Finals				
0	Learmonth, William R	76	O*H*	1:49.05
1	Charlton, Allan	78	MICH	1:37.00
2	Rolston, Howard	75	GOLD	1:29.49
3	Martin, Ray G	78	MICH	1:31.72
4	Braaksma, Harry H	76	NT	1:48.49
5	Sanchez, David W	72	UC38	1:52.36
6	Soderstrom, Jan	70	SYSM	1:28.50
7	Burns, Richard	72	TAM	1:17.50
8	Winokur, Eliot	71	GOLD	1:37.19
9	Diehl, David J	74	YWMA	1:56.18
Heat 3 of 14 Finals				
1	Parsons, Roger L	68	PBM	1:32.30
2	Schwartz, Marvin B	67	ARKM	1:25.38
3	Tingley, William	65	SKY	1:20.98
4	Schmidt, George L	65	GOLD	1:18.60
5	Kerns, Hubie	66	VCM	1:20.00
6	Kornblatt, Daniel S	66	BUMS	1:24.00
7	Wright, Stephen G	66	GERM	1:27.55
Heat 4 of 14 Finals				
1	Tulin, Michael	61	ROSE	2:15.00
2	Jones, Robert B	64	1776	1:25.02
3	Thompson, Frank L	64	MICH	1:21.18
4	Muthler, Stephen K	64	TPIT	1:25.00
5	Keil, Mark A	62	NEM	1:27.55
7	Stebel, Thomas W	53	CAQT	1:48.00
8	Bryant, Joseph G	52	MICH	1:50.00
Heat 5 of 14 Finals				
0	Keil, Todd A	60	LIB	1:19.72
1	Fisher, J Kevin	60	NEM	1:16.20
2	Van Boer, Eric D	61	RHMS	1:14.08
3	Perout, Jeffrey J	62	SYSM	1:13.00
4	Graham, Donald	61	PSM	1:11.02
5	Williams, Bruce F	62	SYSM	1:13.00
6	Shead, Timothy M	63	UC50	1:14.00
7	Mykleby, Geoff L	62	WMAC	1:16.00
8	Hildebrandt, David C	60	GAJA	1:16.50
9	Niemi, Ken	60	GSM	1:21.00
Heat 6 of 14 Finals				
0	Fritschen, Tom M	59	PSM	1:33.23
1	Brenton, Ken R	56	MINN	1:24.71
2	Martin, Bo	55	CSMT	1:21.50
3	Benner, Tord E	56	NOVA	1:20.00
4	Crutchfield, Randy L	57	NAST	1:18.85
5	Shaffer, Karl E	56	MICH	1:20.80
6	Treiman, Gerald S	55	UTAH	1:21.99
7	Cox, Daniel P	55	O*H*	1:31.51
8	Bauer, Don	52	COLL	1:19.55
9	Assel, Mark D	52	SHSH	1:27.28

Heat 7 of 14 Finals

0	Hendrick, Marty	57	SFTL	1:17.77
1	Archer, Branch T	56	TXLA	1:16.58
2	Kristek, Steven M	57	BUMS	1:15.35
3	Stultz, Todd W	55	SWST	1:11.50
4	Steynberg, Andre P	59	HURY	1:09.80
5	Gibson, Dave	55	IM	1:11.10
6	Pogue, Jim H	55	MICH	1:14.50
7	Sherman, Bill	57	MOVY	1:16.00
8	Thain, Doug A	55	MTSC	1:17.44
9	Miller, Brent D	56	MOVY	1:18.07

Heat 8 of 14 Finals

0	Cassidy, John M	51	MICH	1:17.06
1	Guist, Quinn P	50	NAM	1:14.15
2	Beattie, Jeff	53	YCFM	1:13.00
3	Kinugawa, Thomas L	50	SFTL	1:11.12
4	Morris, Richard L	51	NAM	1:08.96
5	Horwitz, Peter C	51	SFTL	1:10.00
6	Newman, Steven M	53	SYSM	1:12.00
7	Dixon, Glenn S	51	MOVY	1:13.00
8	Fenstermacher, Jim S	52	NCMS	1:14.48
9	Leppo, Glenn	51	O*H*	1:17.80

Heat 9 of 14 Finals

1	Schauss, Jonathan H	47	PRTR	1:18.90
2	Brandt, Mark W	49	IM	1:17.10
3	Nieuwenhuis, Mark	49	SFTL	1:17.20
4	Vandekerckhove, Ron F	48	MICH	1:28.00
6	Baldwin, Craig M	41	RMST	1:17.69
7	Colteu, Claudiu	42	IM	1:20.00
8	Hausen, David S	39	MEDM	1:37.55

Heat 10 of 14 Finals

0	Clear, Kirk W	48	VMST	1:15.72
1	Kasser, Dan	46	SKY	1:11.19
2	Mench, Edward H	49	SYSM	1:10.20
3	Mehok, George K	48	SYSM	1:07.06
4	Carroll, Stewart A	45	RAM	1:04.00
5	Roddin, Jeffrey H	46	ANCM	1:06.00
6	Dickson, Kurt F	48	ARIZ	1:07.79
7	Boosin, Michael J	49	CVMM	1:10.85
8	Koenig, Kit M	46	SFTL	1:14.83
9	Sturdy, Patrick R	46	MICH	1:16.98

Heat 11 of 14 Finals

0	Semus, Joe	44	MEDM	1:12.87
1	Lehr, Gunner F	43	NAM	1:11.35
2	Andrews, Nathan R	40	BUMS	1:09.00
3	Nance, Chad A	43	NAM	1:08.60
4	Tiozzo, Eduard	42	SFTL	1:08.00
5	Stringer, Sean	40	NCMS	1:08.51
6	Karren, Kelly S	42	CVMM	1:08.80
7	Maydak, Jeffrey M	42	NAST	1:10.87
8	Bishop, Christopher R	43	BUMS	1:12.00
9	Campbell, Jason A	42	O*H*	1:14.00

Heat 12 of 14 Finals

0	Gerding, Alan L	35	O*H*	1:24.52
1	Kim, Steve	39	ROSE	1:15.58
2	Parrish, Douglas M	35	UC18	1:15.00
3	O'Dell, Richard S	38	MOVY	1:10.86
4	Papa, Ryan	39	MICH	1:01.22
5	Chia, Nei-Kuan	38	AWJ	1:04.10
6	Sherman, Matt J	39	MICH	1:14.00
7	Weber, Matthew J	36	DAS	1:15.52
8	Sanchez, Greg	38	DAS	1:17.19
9	Vogel, Michel	39	SFTL	1:30.77

Heat 13 of 14 Finals

2	Pannepacker, Josh M	32	JWM	1:08.98
3	Burriss, William G	33	JWM	1:07.36
4	Bezugliy, Alexander	30	UC06	1:01.20
5	Doak, Kevin	34	MICH	1:01.92
6	Roper, Matthew D	34	DAM	1:08.00

Heat 14 of 14 Finals

0	Dieter, Vaughn S	19	DRGN	1:14.24
1	Zaremba, Roman F	20	SYSM	1:10.03
2	Ewing, Kevin H	21	GSM	1:04.04
3	Musser, Seth D	23	MOVY	59.00
4	Matthews, Christian S	24	RMST	1:04.45
5	Rozsa, Jesse L	23	BUFF	1:11.45
6	Fedorchak, Mark	28	BUMS	1:15.97
7	Coombs, Colin S	25	ETOB	1:05.25
8	Taylor, Tim	28	ALEX	1:15.89

2015 USMS Summer Nationals
SPIRE Aquatic Center
Meet Program - Sunday, August 9, 2015

#38 Women 100 LC Meter Backstroke

Lane	Name	Age	Club	Seed Time
Heat 1 of 10 Finals				
1	Hill, Marcia M	71	WCM	2:05.00
2	Pohlmann, Mary M	70	SLAM	1:39.84
3	Coughlin, Barbara	71	SCHH	1:54.43
5	Waite, Nancy A	81	O*H*	2:45.00
6	Hajost, Rosemary	83	RMST	4:20.00
8	Kysor, Stefanena D	87	NIAG	2:52.63
Heat 2 of 10 Finals				
1	Larsen, Babs H	68	MINN	1:50.00
2	Ventura, Rosa V	68	SFTL	1:43.04
3	Korsedal, Susan D	65	SWM	1:41.32
4	Mccloskey, Cecilia D	65	1776	1:20.39
5	Douglass, Marilyn	66	O*H*	1:37.38
6	Walsh Beilman, Stephanie	66	1776	1:42.23
7	McDowell, Teresa W	65	SLAM	1:49.60
8	Panayotoff, Kristi M	67	GS	1:56.58
Heat 3 of 10 Finals				
0	Guins, Ann H	62	SYSM	1:35.06
1	James, Katy	60	ARIZ	1:34.31
2	Kirkpatrick-Reno, Nancy	60	CVMM	1:30.00
3	Gundred, Barb L	64	SFTL	1:29.34
4	Val, Laura B	64	TAM	1:20.00
5	Larson, Linda L	60	SFTL	1:27.22
6	Amick, Beverly O	61	NCMS	1:29.57
7	Craffey, Joan P	62	BCTM	1:31.00
8	Bisogno, Laurie R	63	MOVY	1:34.75
Heat 4 of 10 Finals				
0	Grady, Marci A	57	SFTL	2:35.87
1	Feldkircher, Mary C	55	O*H*	2:00.00
2	Rokich, Karen A	56	ANBM	1:36.53
3	Cuda, Suzanne E	55	MOST	1:34.80
4	Norton, Judith H	58	O*H*	1:35.31
5	Diedo, Maddie	57	MICH	1:39.90
6	Goldbas, Isabela C	55	SFTL	2:15.77
7	Shedlow, Dee	50	CAQT	2:01.51
8	Matysek, Anna Lea	54	SYSM	2:07.34
Heat 5 of 10 Finals				
0	Stratton, Christine	57	IM	1:33.91
1	Eakle, Julie O	55	MOST	1:29.66
2	Cavanaugh, Debbie D	57	GOLD	1:24.00
3	Brightwell, Kim M	55	RMST	1:20.42
4	Courtney, Zena H	56	PSM	1:18.09
5	McDonough, Janet B	57	TPIT	1:19.94
6	Pujalet-Devitt, Michele M	58	DAS	1:22.20
7	Skomra, Kim C	55	NIAG	1:25.45
8	Doyle, Deanna	57	SYSM	1:32.00
9	Thomas, Ann B	55	SFTL	1:34.02

Heat 6 (#38 Women 100 LC Meter Backstroke)

0	Irawan, Yuni	52	NITR	1:42.00
1	Davidson, Nancy	50	IM	1:35.00
2	Harris, Susan	50	MICH	1:25.04
3	Vazquez, Maria E	50	GAJA	1:19.64
4	Buxton, Sylvia	50	SYSM	1:16.15
5	Saucy, Stephanie A	52	1776	1:18.66
6	D'Arcy, Beth	51	AY	1:24.51
7	Hernandez, Josephine	53	CRCE	1:30.70
8	Hamel, Laura	51	SYSM	1:40.00
9	Cook, Sally A	54	ROSE	1:59.08
Heat 7 of 10 Finals				
0	Blankenship, Kristin M	46	LTAZ	1:26.09
1	Lassen, Megan M	45	SFTL	1:24.77
2	Wolff, Celia	49	NCMS	1:18.29
3	McPherson, Chris A	48	NASH	1:16.16
4	Williams, Susan O	49	L4S	1:12.15
5	Monaghan, Ann S	49	JAM	1:15.35
6	Mauri, Carolina	46	CRCE	1:16.37
7	Moffett, Erica L	46	SFTL	1:21.40
8	Kinugawa, Carla	48	SFTL	1:26.00
9	Hart, Jill	45	UC55	1:31.24
Heat 8 of 10 Finals				
1	Richardson, Billie C	44	MTMS	1:51.99
2	Marvin, Linda L	42	INDY	1:41.89
3	Braun, Erika L	43	NCMS	1:10.09
4	Plotz-Saribalas, Amy M	43	NAM	1:12.03
5	Sega, Ally	42	CONN	1:51.51
7	Carlson, Jennifer M	36	RMST	1:16.31
8	Smith, Rebecca L	38	BUMS	1:15.45
9	Biernacki, Kristie R	38	CHAR	1:37.00
Heat 9 of 10 Finals				
1	Wray, Ellary H	33	SFTL	1:29.77
2	Weaver, Julie M	33	SWST	1:23.88
3	Wortman, Jennifer L	32	MICH	1:19.04
4	Grover, Mollie K	34	TERR	1:10.59
5	Stakem, Meredith A	34	DCAC	1:17.75
6	Braniecki, Ashley L	30	O*H*	1:19.23
7	Scott, Celia L	32	NITR	1:24.23
8	Dennison, Laura M	31	NEM	2:25.20
Heat 10 of 10 Finals				
3	Verry, Josselyn	24	O*H*	1:29.35
4	Menicucci, Lauren A	24	SMS	1:20.28
5	Holbrook, Kathryn	27	HMSA	1:20.82
6	Capizzi, Stefanie	28	ROSE	1:23.39

2015 USMS Summer Nationals
SPIRE Aquatic Center
Psych Sheet - Sunday, August 9, 2015

#39 Men 200 LC Meter Freestyle

Name	Age	Team	Seed	Time
18-24				
1 Rutkin, Lance J	21	SFTL	1:59.83	
2 Esmacilian Baboukani, Moha	24	ROSE	2:00.00	
3 Powell, Roger W	23	SFTL	2:00.99	
4 Hamel, Dirk	20	SYSM	2:05.00	
5 Horner, Matthew L	19	UC08	2:10.00	
6 Rutkowski, Tyler E	23	MICH	2:19.48	
25-29				
1 Hitchcock, Brent	26	UC41	2:00.49	
2 Catlin, Andrew H	27	INDY	2:04.21	
3 Marchant, Ryan A	26	BUMS	2:05.00	
4 Deptula, Chris	26	MICH	2:08.63	
5 Miller, Christopher L	26	WMST	2:13.43	
6 Clark, Kempsey	25	GERM	2:33.59	
7 Cahoon, Matt	27	OHSP	2:33.74	
8 Marshfield, Peter Z	25	O*H*	2:58.00	
30-34				
1 Ritter, Adam J	30	CSMT	1:51.89	
2 Hersh, David M	34	FINS	2:04.15	
3 Zhai, Eric	34	BCTM	2:13.40	
4 Malik, Michael J	34	PALM	2:14.75	
5 Limouze, Thomas C	31	FINS	2:15.00	
6 Bontrager, Seth A	34	POWM	2:19.99	
7 Sigalus, Aleksandr	33	SFTL	2:26.12	
8 Bontempo, James J	32	SWST	2:26.15	
9 Shaw, Chris	33	TERR	2:26.15	
10 Duguay, Robert E	30	CONN	2:36.36	
35-39				
1 Paige, Bruce P	39	CSMT	2:06.00	
2 Zeller, Timothy A	37	GYMS	2:09.00	
3 Papa, Ryan	39	MICH	2:10.00	
4 Aguilar, Giampiero	36	CRCE	2:10.62	
5 Sikich, Christopher P	37	NAST	2:14.32	
6 Meyer, Alexander	37	MICH	2:15.00	
7 Dada, Alejandro	35	NT	2:16.20	
8 Kennedy, Jeremy C	38	MICH	2:16.62	
9 Miller, Matt	38	OREG	2:17.28	
10 O'Dell, Richard S	38	MOVY	2:20.17	
11 Sherman, Matt J	39	MICH	2:22.00	
12 Mora, Eduardo	37	CRCE	2:22.77	
13 Rodriguez, Jose Ignacio	38	CRCE	2:25.11	
40-44				
1 Rodriguez, Ramses	43	SYSM	2:06.05	
2 Baleka, Sipiwe K	44	MOVY	2:09.99	
3 Andrews, Nathan R	40	BUMS	2:10.00	
4 Davis, Andrew J	42	SFTL	2:12.75	
5 Stringer, Sean	40	NCMS	2:16.26	
6 Baldwin, Craig M	41	RMST	2:18.83	
7 Butcher, Rob	43	SYSM	2:19.00	
8 Bishop, Christopher R	43	BUMS	2:21.00	
9 Turner, Todd J	41	DAS	2:25.00	
10 Callahan, Patrick	40	MOST	2:25.29	
11 Rohr, Chad J	41	O*H*	2:40.38	
12 Groaning, Michael D	44	INDY	4:00.00	
45-49				
1 Carroll, Stewart A	45	RAM	2:04.64	
2 Dickson, Kurt F	48	ARIZ	2:06.29	

3 Weber, Mark A	48	SYSM	2:06.50	
4 Bennett, Dennis	49	IAMA	2:10.00	
5 Sheldon, Paul	45	CMS	2:11.12	
6 Kuck, John M	49	WHA	2:12.50	
7 Bailey, Jeff M	48	MICH	2:15.05	
8 Jones, Kenton R	48	SDSM	2:16.29	
9 Rubacky, Mark S	46	NCMS	2:18.60	
10 Mayall, Randy S	49	BUMS	2:22.00	
11 Lage, Terry L	47	SFTL	2:22.23	
12 Kasemsarn, Richard	45	BWSC	2:26.90	
13 Clear, Kirk W	48	VMST	2:26.93	
14 Emery, Jonathan D	49	O*H*	2:26.96	
15 Laduzinski, Steven M	46	METR	2:27.00	
16 Bolaños, Fderico	49	CRCE	2:27.01	
17 Robling, Steve W	45	NCMS	2:27.04	
18 Smolyar, Albert	47	SKY	2:30.00	
19 Schneider, Michael C	49	NMMS	2:55.00	
20 Goldfine, Phillip B	46	SWHM	3:36.00	
50-54				
1 Sims, David E	53	IM	2:02.02	
2 Anderson, Tony M	52	MICH	2:08.50	
3 Yeomans, Scott	51	GSM	2:15.50	
4 Newman, Steven M	53	SYSM	2:17.00	
5 Alfaro, Javier	50	CRCE	2:18.14	
6 Valley, Eric	54	MOVY	2:19.42	
7 Jenkins, Timothy J	54	IM	2:20.00	
8 Moore, John	53	NCMS	2:20.40	
9 Cassidy, John M	51	MICH	2:22.62	
10 Ross, Gavin A	50	SEAM	2:23.29	
11 Caudrillier, Francois J	53	BUMS	2:25.33	
12 St. Germain, Eric M	53	MICH	2:25.89	
13 Billings, Raymond	50	AKMS	2:28.57	
14 Woody, Kevin	52	NCMS	2:28.90	
15 Turocy, Gregory	52	O*H*	2:29.50	
16 Slabe, Michael J	52	SHSH	2:30.00	
17 Harris, Mark E	53	ALEX	2:31.00	
18 Kolb, Karl A	54	NEM	2:32.00	
19 Caskey, John F	54	T2NM	2:32.17	
20 Heaney, Steven	52	MICH	2:33.26	
21 Jensen, James R	54	TPIT	2:37.20	
22 Leiby, Brian E	51	UC17	2:45.00	
23 Kline, Jonathan D	51	SFTL	2:45.77	
24 Thessin, Tyler	50	OREG	3:12.86	
25 Mammo, Ken	52	MICH	3:32.00	
26 Echeverria, Fernan V	50	O*H*	4:00.00	
55-59				
1 Ritter, James H	59	CSMT	2:08.65	
2 Petersen, Craig	55	CMS	2:10.69	
3 Scott, Greg C	56	CMS	2:11.00	
4 Hafner, Paul A	55	ARIZ	2:11.38	
5 Strauss, Trip	57	ARKM	2:13.10	
6 Day, Brian T	55	PTMS	2:14.00	
7 Callahan, Jim	58	UC17	2:17.44	
8 Brenner, Bill	57	SYSM	2:17.77	
9 Thain, Doug A	55	MTSC	2:19.45	
10 Johnston, Mark A	55	FLOW	2:25.00	
11 Munson, Fred R	57	SYSM	2:26.99	
12 Lemke, Dieter	59	O*H*	2:32.58	
13 Genz, Michael A	57	SDSM	2:33.13	
14 Mosgrove, Scott W	57	SKY	2:33.13	

60-64				
1 Groselle, Jack R	61	SYSM	2:10.00	
2 Fox, Richard E	60	UC38	2:13.20	
3 Thornton, James	63	1776	2:16.84	
4 Krauser, Larry B	62	HMS	2:18.03	
5 Kazmaier, Karl H	60	O*H*	2:29.00	
6 Mandel, Barry R	62	WMAC	2:30.00	
7 Niemi, Ken	60	GSM	2:30.62	
8 Toth, Dennis J	60	MICH	2:32.01	
9 Ryan, James	63	GSM	2:34.07	
10 Hoopingarner, John	61	O*H*	2:35.50	
11 Larson, Allen J	62	OREG	2:39.81	
12 Purdie, James L	63	NAM	2:39.99	
13 White, Tim	60	NCMS	2:40.03	
14 Anderson, Mark J	62	IM	2:41.44	
15 Anderson, Robert L	60	PCCM	2:47.11	
16 McCardle, Kevin T	60	O*H*	2:50.29	
17 Munson, Arthur L	62	BUMS	3:00.15	
18 Manuszak, Michael J	64	SHSH	3:44.59	
65-69				
1 Walker, Rick B	65	SYSM	2:20.90	
2 Gruber, Glenn A	66	VCM	2:23.01	
3 Childs, Lee	67	GOLD	2:24.50	
4 Bernard, Alan D	66	TAM	2:26.15	
5 Couch, Bob E	68	SYSM	2:27.09	
6 Olson, Chuck A	65	MICH	2:32.00	
7 Kornblatt, Daniel S	66	BUMS	2:42.00	
8 McCormick, Paul	68	CMS	2:45.00	
9 Arneson, Gaard	67	MICH	2:48.00	
10 Anderson, John H	65	IM	3:33.00	
11 March, Ed	69	O*H*	3:43.77	
70-74				
1 Quiggin, David	71	PBM	2:24.41	
2 Abrahams, Richard T	70	CMS	2:30.00	
3 Gilbert, Richard P	70	TAOS	2:38.00	
4 Frost, Kenneth A	71	TAM	2:40.00	
5 Greenfield, Harry W	70	O*H*	2:40.50	
6 Amundsen, Joseph S	70	1776	2:49.20	
7 Hutchings, Dick	74	NEM	2:55.46	
8 Freeman, Frank B	70	CVMM	3:04.63	
9 Claridge, Don A	70	SYSM	3:05.55	
10 Goldbas, Mervyn E	73	SFTL	3:15.94	
11 Buchan, Douglas T	72	SFTL	3:17.88	
12 Martin, Paul M	71	O*H*	3:22.71	
75-79				
1 Rolston, Howard	75	GOLD	2:50.99	
2 Williams, Frank	75	SDSM	2:58.30	
3 Trauber, Ami A	76	SFTL	2:59.00	
4 Miller, David W	75	GAJA	3:06.70	
5 Braaksma, Harry H	76	NT	3:13.20	
6 Coupe, George J	75	NEM	3:26.60	
7 Medici, John C	77	O*H*	3:32.00	
8 Nobbe, Nick	77	RMST	3:52.73	
80-84				
1 Cavanaugh, Cav	80	GOLD	2:55.00	
2 Hall, Sid	80	O*H*	3:13.09	
3 Dobler, Wally E	81	GOLD	3:15.00	
4 Chisholm, Dick	81	O*H*	3:41.22	
5 Russ, Carl	80	VMST	4:00.00	
6 Sickenberger, William L	81	RMST	5:32.32	

2015 USMS Summer Nationals
SPIRE Aquatic Center
Psych Sheet - Sunday, August 9, 2015

85-89...(#39 Men 200 LC Meter Freestyle)

1 Beach, Robert E	85 SPM	4:00.00
2 Daily, John R	88 O*H*	4:45.99

#40 Women 200 LC Meter Freestyle

Name	Age Team	Seed Time
18-24		
1 Flores, Gabriela	22 CRCE	2:22.02
2 Uppfalt, Katie	24 INDY	2:26.35
3 Suarez, Laura	21 CRCE	2:37.62
4 Edwards, Katrina B	24 SKY	2:38.37
25-29		
1 Ballenger, Marie A	29 TOC	2:15.00
2 Hanft, Marie F	25 SFTL	2:25.40
3 Watt, Lindsay	29 ETOB	2:27.84
4 Sippel, Ashley	25 GERM	2:27.96
5 Beckwith, Caitlin H	29 BUMS	2:47.42
6 Calderon, Karen	27 CRCE	3:17.07
30-34		
1 Parker, Emily S	30 SDSM	2:13.05
2 Frost, Emily	33 UC18	2:16.65
3 Williams, Melinda B	34 NEM	2:19.92
4 Lapinskas, Christina	30 ISWM	2:20.86
5 Rognlien Paumier, Marnie	30 MEDM	2:25.01
6 Wortman, Jennifer L	32 MICH	2:30.40
7 Scott, Celia L	32 NITR	2:39.78
8 Segnini, Natalia	34 CRCE	2:42.30
35-39		
1 Stringer, Jennifer	39 NCMS	2:16.26
2 Carlson, Jennifer M	36 RMST	2:21.00
3 Richardson, Lindsay	35 MICH	2:23.24
4 Crusco, Kysa M	39 NEM	2:26.67
5 Roddin, Julie	39 ANCM	2:30.00
6 Maidenberg, Eve G	39 MAM	2:31.57
7 Helt, Jaelyn M	37 DAS	2:32.83
8 Lantz, Lisa	35 LTAZ	2:34.56
9 Hicks, Kathryn E	35 INDY	2:41.03
10 Howland, Heather A	35 IM	2:41.28
11 Gellner, Rebecca A	37 UC11	2:48.50
12 Biernacki, Kristie R	38 CHAR	3:07.00
13 Stow, Meredith A	37 L4S	3:07.38
14 Schori, Melanie	36 OUMS	3:07.68
15 Bush, Amy M	35 CAQT	3:30.55
40-44		
1 Poll, Claudia	43 CRCE	2:11.05
2 Conze, Margaret G	44 L4S	2:24.30
3 Mayville, Janey C	41 SFTL	2:25.35
4 Lindley, Sarah	42 MICH	2:27.42
5 Petyk, Jennifer R	44 PTMS	2:33.15
6 Jones, Leslie L	42 RMST	2:35.68
7 Bishop, Laura J	43 BUMS	2:42.57
8 Matsumura, LeAnn H	43 WOW	3:00.00
9 Beels, Kendall R	43 RMST	3:38.74
45-49		
1 Stone, Stephanie	48 RAM	2:18.41
2 Carmichael, Larissa	48 SYSM	2:24.12
3 Scott, Rebecca	45 OSH	2:27.95
4 McPherson, Chris A	48 NASH	2:28.18
5 Moffett, Erica L	46 SFTL	2:37.08
6 Goldschmidt, Claudia	48 SYSM	2:37.44

50-54

1 Dillmann, Liz J	50 IM	2:15.00
2 Cleavenger, Becky	52 CVMM	2:23.61
3 Hug, Laurie	50 1776	2:26.22
4 Ditzler, Kristy	51 TXLA	2:28.99
5 Gregory, Ellen D	51 INDY	2:30.00
6 Bartek, Mary C	51 LSSC	2:35.91
7 Zahorik, Barbara T	51 IM	2:36.11
8 Harris, Susan	50 MICH	2:37.89
9 Stokes, Karin E	54 NEM	2:38.94
10 D'Arcy, Beth	51 AY	2:39.00
11 Johnson, Mindy	52 RMST	2:40.00
12 Dawson, Mandy	53 RMST	2:40.94
13 Stephenson, Sally H	53 UC18	2:44.02
14 Cabada, Maria	52 CRCE	2:47.47
55-59		
1 Grilli, Tracy L	58 NEM	2:29.92
2 Turner, Lisa M	58 O*H*	2:30.00
3 Ritter, Susan M	58 CSMT	2:33.06
4 Courtney, Zena H	56 PSM	2:37.81
5 Hajost, Cynthia M	55 RMST	2:39.00
6 Skomra, Kim C	55 NIAG	2:40.00
7 O'Sullivan, Elizabeth	57 SKAN	2:50.68
8 Gettelfinger, Cheryl M	58 INDY	2:51.00
9 Cuda, Suzanne E	55 MOST	2:51.52
10 Szymczak, Wendy	57 MICH	2:53.27
11 Woods, Tina N	58 1776	2:58.50
12 Rokich, Karen A	56 ANBM	3:05.00
13 Marshfield, Ann K	57 O*H*	3:20.58
14 South, Ginny	57 SCHH	3:41.00
60-64		
1 Val, Laura B	64 TAM	2:32.00
2 Watts, Sue N	61 1776	2:53.91
3 Tourtual, Dorothy M	64 BUMS	2:58.44
4 Walker, Robin	60 INDY	3:04.88
5 Smith, Melinda J	63 O*H*	3:22.96
6 Schueckler, Leslie	60 BUMS	3:26.00
65-69		
1 Miller, Celeste	65 SNM	2:44.00
2 Shoenberger, Linda R	68 TAM	3:07.89
3 Mitchell, Carol	66 SYSM	3:20.51
4 McDowell, Teresa W	65 SLAM	3:29.98
70-74		
1 Webb, Linda	70 SFTL	3:14.25
2 Ridout, Nancy J	73 TAM	3:27.46
3 Hill, Marcia M	71 WCM	3:38.44
4 Grotke, Bette B	71 GAJA	4:01.00
75-79		
1 Easton, Luise E	77 O*H*	4:20.00
2 Gogola, Laura J	79 MICH	4:23.23
80-84		
1 Waite, Nancy A	81 O*H*	4:51.10
85-89		
1 Russ, Betty J	88 O*H*	4:13.76
90-94		
1 Stone, Marjorie	92 GCPS	5:36.40

2015 USMS Summer Nationals
SPIRE Aquatic Center
Meet Program - Sunday, August 9, 2015

#41 Men 50 LC Meter Butterfly

Lane	Name	Age	Club	Seed Time
Heat 1 of 20 Finals				
1	Shechter, Stanley J	83	AGUA	54.10
2	Dobler, Wally E	81	GOLD	45.00
3	Cavanaugh, Cav	80	GOLD	49.50
5	Manheim, Frank T	85	RMST	55.95
Heat 2 of 20 Finals				
1	Pot, Eugene T	65	BUMS	44.92
2	Terkel, Lawrence A	68	O*H*	37.35
3	Schrider, John	66	UC17	37.00
4	Fine, Gary M	65	MINN	41.00
6	Gerhardt, Mario	75	O*H*	59.00
7	Williams, Frank	75	SDSM	40.49
8	Williams, Robert B	76	O*H*	48.48
Heat 3 of 20 Finals				
0	Hale, Art	73	MVN	39.77
1	Straka, Peter	72	FTYM	35.70
2	Alexander, Richard J	71	GSM	33.00
3	Burns, Richard	72	TAM	32.50
4	Abrahams, Richard T	70	CMS	31.20
5	Quiggin, David	71	PBM	31.97
6	Greenfield, Harry W	70	O*H*	32.50
7	Nielsen, Charles D	70	MINN	33.97
8	Schenk, Martin P	73	FACT	39.53
9	Walters, Dan M	70	NIAG	40.00
Heat 4 of 20 Finals				
0	Meyerhoff, Rick	68	TAM	34.50
1	Vazmina, Rudy J	65	SYSM	33.72
2	Hazen, John	65	NASH	32.01
3	Gruber, Glenn A	66	VCM	31.78
4	Childs, Lee	67	GOLD	30.75
5	Wright, Robert W	65	MOVY	30.81
6	Schmidt, George L	65	GOLD	31.79
7	Burns, Joel J	69	SFTL	32.77
8	Solomon, David L	67	SFTL	34.37
9	Evans, Keith R	67	SYSM	35.00
Heat 5 of 20 Finals				
1	Fort, Robert L	57	MICH	35.27
2	Mosgrove, Scott W	57	SKY	33.23
3	Cummings, Brian A	56	INDY	33.00
4	Butler, Mike D	55	HUNT	33.00
5	Kristek, Steven M	57	BUMS	33.54
6	Robie, Michael H	55	IM	35.90
7	Anderson, Robert L	60	PCCM	40.03
8	Mammo, Ken	52	MICH	49.00
Heat 6 of 20 Finals				
0	Stein, Jim	63	MICH	36.00
1	Rinaldi, Ronald J	64	O*H*	35.00
2	Plencner, Bob R	63	NEM	34.74
3	Davidson, Craig	60	IM	34.00
4	Dondi, Beda C	60	SFTL	33.38
5	White, Tim	60	NCMS	33.69
6	Muthler, Stephen K	64	TPIT	34.00
7	Simm, John P	60	NIAG	34.91
8	Fisher, J Kevin	60	NEM	35.80
9	Abbate, Gary A	61	TPIT	38.00

Heat 7 of 20 Finals				
0	Jones, Robert B	64	1776	32.55
1	Van Boer, Eric D	61	RHMS	30.36
2	Hildebrandt, David C	60	GAJA	29.90
3	Groselle, Jack R	61	SYSM	29.71
4	Graham, Donald	61	PSM	28.14
5	Martin, Doug	62	ARKM	28.62
6	Kahn, Roger	60	SYSM	29.72
7	Williams, Bruce F	62	SYSM	30.00
8	Buckley, Mark	62	CVMM	32.41
9	Feinstein, John	60	ANCM	33.00
Heat 8 of 20 Finals				
0	Miller, Brent D	56	MOVY	32.85
1	Moreno, Al	57	GOLD	32.00
2	Hassan, Amro A	56	MEDM	31.50
3	Pogue, Jim H	55	MICH	31.00
4	Stultz, Todd W	55	SWST	30.50
5	Doyle, Benn W	57	GSM	31.00
6	Crutchfield, Randy L	57	NAST	31.50
7	White, Steve G	55	WMST	31.50
8	Riggs, Jonathan D	58	MICH	32.80
9	Holove, Victor R	55	NAST	32.90
Heat 9 of 20 Finals				
0	Hafner, Paul A	55	ARIZ	30.12
1	Fisher, Dennis E	56	NAM	29.90
2	Stephenson, Kyle	55	MOVY	29.52
3	Gibson, Dave	55	IM	28.90
4	Kone, Bruce C	57	RICE	27.79
5	Golden, Larry	55	ARKM	28.30
6	Steynberg, Andre P	59	HURY	29.50
7	Gallant, John	55	UC11	29.70
8	Goldbloom, Robert M	56	WM	30.00
9	Johnston, Mark A	55	FLOW	30.16
Heat 10 of 20 Finals				
0	Jensen, James R	54	TPIT	32.81
1	Leppo, Glenn	51	O*H*	32.00
2	DuBay, John	51	UC18	31.49
3	Guist, Quinn P	50	NAM	30.49
4	DiBenedetto, Robert J	52	GYMS	30.48
5	Fenstermacher, Jim S	52	NCMS	30.48
6	Thompson, Anthony G	51	MOVY	31.13
7	Tarafa, Miguel	51	CRCE	31.71
8	Moore, John	53	NCMS	32.41
9	Volker, Jens	50	GSM	36.00
Heat 11 of 20 Finals				
0	Morris, Richard L	51	NAM	29.96
1	Beattie, Jeff	53	YCFM	29.50
2	Dixon, Glenn S	51	MOVY	29.00
3	Tatterson, Bryan R	51	SFTL	28.50
4	Sims, David E	53	IM	27.11
5	Beattie, John R	54	YCFM	27.84
6	Wagner, Harold K	50	NAM	28.99
7	Gordon, Matthew H	52	CONN	29.40
8	Weaver, Scott D	53	UC17	29.91
9	Horwitz, Peter C	51	SFTL	30.00

Heat 12 of 20 Finals				
1	Schauss, Jonathan H	47	PRTR	32.00
2	Jones, Kenton R	48	SDSM	30.80
3	Boosin, Michael J	49	CVMM	30.41
4	Robling, Steve W	45	NCMS	30.27
5	Bailey, Jeff M	48	MICH	30.31
6	Fischer, Andy	48	SFTL	30.80
7	Clear, Kirk W	48	VMST	31.28
8	Laduzinski, Steven M	46	METR	33.24
Heat 13 of 20 Finals				
0	Grotke, Greg	47	CMS	29.60
1	Keyser, David	48	CSMT	28.65
2	Kuck, John M	49	WHA	28.55
3	Doane, Michael P	45	TERR	28.20
4	Roddin, Jeffrey H	46	ANCM	27.34
5	Mehok, George K	48	SYSM	27.90
6	Weber, Mark A	48	SYSM	28.50
7	Kasser, Dan	46	SKY	28.61
8	Bennett, Dennis	49	IAMA	28.75
9	Brandt, Mark W	49	IM	30.10
Heat 14 of 20 Finals				
0	Kowalske, Karl R	35	MICH	33.00
1	Billingsley, Patrick	35	WOW	31.52
2	Weber, Matthew J	36	DAS	31.05
3	Mora, Eduardo	37	CRCE	30.98
4	Rodriguez, Jose Ignacio	38	CRCE	31.46
5	Laporte, Guillermo	36	CRCE	31.70
6	Tomson, Farol L	44	GERM	33.47
7	Callahan, Patrick	40	MOST	31.29
8	Brenes, Marco	44	CRCE	31.45
9	Ronau, Matt	44	SKY	34.91
Heat 15 of 20 Finals				
0	Semus, Joe	44	MEDM	31.21
1	Hynes, Brodie	41	YCFM	29.55
2	Karren, Kelly S	42	CVMM	28.14
3	Tiozzo, Eduard	42	SFTL	28.00
4	Williams, Ryan D	42	SFTL	27.32
5	Smardo, Frank J	40	NAST	27.55
6	Pearson, Johnnie A	42	SYSM	28.12
7	Steed, Chad L	44	MICH	28.99
8	Phillips, Tom	41	NEM	29.59
9	Colteu, Claudiu	42	IM	31.24
Heat 16 of 20 Finals				
0	Strahota, Jeffrey R	35	TERR	29.92
1	White, John J	38	SFTL	28.89
2	Werner, David F	37	BUMS	28.37
3	Kendig, Jamie M	35	SYSM	27.64
4	Chia, Nei-Kuan	38	AWJ	27.56
5	Dallamura, Scott J	37	NCMS	27.61
6	Parrish, Douglas M	35	UC18	28.00
7	Field, David W	36	NCMS	28.60
8	Dada, Alejandro	35	NT	29.50
9	Sikich, Christopher P	37	NAST	30.81

2015 USMS Summer Nationals
SPIRE Aquatic Center
Meet Program - Sunday, August 9, 2015

Heat 17 (#41 Men 50 LC Meter Butterfly)			
Rank	Name	Age	Time
0	Pannepacker, Josh M	32 JWM	35.36
1	Miller, Joshua S	30 NAM	30.13
2	Schrider, Daniel R	30 UC07	28.00
3	Vanderkaay, Christian	33 MICH	27.58
4	Doak, Kevin	34 MICH	26.00
5	Cuellar, Sebastian	31 SFTL	27.33
6	Wells, Geoff	33 BUMS	27.99
7	Roper, Matthew D	34 DAM	29.25
8	Lisy, Daniel J	34 SWST	31.42
9	Burris, William G	33 JWM	35.86

Heat 18 of 20 Finals			
Rank	Name	Age	Time
2	Taylor, Tim	28 ALEX	32.02
3	Roark, Adam L	27 LSSC	29.78
4	Fedorchak, Mark	28 BUMS	29.84
5	Jacobs, Steven R	26 O*H*	32.45
7	Rozsa, Jesse L	23 BUFF	29.85

Heat 19 of 20 Finals			
Rank	Name	Age	Time
0	Phillips, Michael A	29 TPIT	29.63
1	Miller, Christopher L	26 WMST	29.31
2	Catlin, Andrew H	27 INDY	28.41
3	Marchant, Ryan A	26 BUMS	27.00
4	Taylor, Jonathan B	27 TOC	25.75
5	Acosta, Joel A	27 SFTL	26.35
6	DeLion, Jacob	29 ISWM	28.23
7	Ludington, Matthew D	26 TERR	29.00
8	Ganiyev, Doston	28 CMS	29.57
9	Browning, Casey R	27 MICH	29.75

Heat 20 of 20 Finals			
Rank	Name	Age	Time
0	Ewing, Kevin H	21 GSM	29.29
1	Peavey, Griffin D	23 MOVY	29.00
2	Sinclair, Joseph A	20 O*H*	28.67
3	Rutkin, Lance J	21 SFTL	28.09
4	Esmaeilian Baboukani, Moha	24 ROSE	28.00
5	Hamel, Dirk	20 SYSM	28.00
6	Matthews, Christian S	24 RMST	28.55
7	Powell, Roger W	23 SFTL	28.99
8	Reyes, Nicolas H	21 MWA	29.00
9	Marquet, Bryan D	22 ISWM	29.80

#42 Women 50 LC Meter Butterfly

Lane	Name	Age	Club	Seed Time
Heat 1 of 10 Finals				
2	McGovern, Anne L	68 O*H*		59.00
3	Walsh Beilman, Stephanie	66 1776		41.16
4	Davis, Charlotte M	65 PSM		35.00
5	Tyler, A Susan	67 SNM		39.84
6	Douglass, Marilyn	66 O*H*		46.17
8	Meyers, Susan L	73 SYSM		47.18
Heat 2 of 10 Finals				
2	Walker, Robin	60 INDY		46.92
3	Falcigno, Pamela M	60 SFTL		38.20
4	Amick, Beverly O	61 NCMS		36.13
5	McDonnell, Peggy H	60 GOLD		36.59
6	Bisogno, Laurie R	63 MOVY		45.44
7	Britton, Gloria C	63 O*H*		55.18

Heat 3 of 10 Finals			
Rank	Name	Age	Time
0	Feldkircher, Mary C	55 O*H*	1:00.00
1	Grady, Marci A	57 SFTL	47.87
2	Attin Neville, Debra	56 SFTL	44.00
3	South, Ginny	57 SCHH	56.60
5	Weber, Kimberly E	47 SYSM	41.00
6	Rutenberg, Amy R	48 SKY	45.68
7	Porter, Elizabeth W	50 O*H*	53.87
8	Uhl, Mary A	50 NMMS	39.66
9	Rea, Gloria	54 SC	1:07.00

Heat 4 of 10 Finals			
Rank	Name	Age	Time
0	Gettelfinger, Cheryl M	58 INDY	40.03
1	Norton, Judith H	58 O*H*	39.58
2	Thomas, Ann B	55 SFTL	37.46
3	Brightwell, Kim M	55 RMST	35.90
4	Ganze, Cathy	58 SDSM	35.20
5	Tokayer, Susan	55 WM	35.55
6	Spence, Denise	56 NEM	37.42
7	O'Sullivan, Elizabeth	57 SKAN	38.86
8	Turner, Lisa M	58 O*H*	40.00
9	Szymczak, Wendy	57 MICH	42.63

Heat 5 of 10 Finals			
Rank	Name	Age	Time
0	Stokes, Karin E	54 NEM	37.70
1	Johnson, Mindy	52 RMST	36.68
2	Considine-Miller, Ellen A	52 WMST	35.62
3	Ditzler, Kristy	51 TXLA	33.09
4	Schoenneman, Lisa L	53 CVMM	32.49
5	Buxton, Sylvia	50 SYSM	32.90
6	Dawson-Cook, Susan E	52 ARIZ	35.56
7	Zahorik, Barbara T	51 IM	36.04
8	Hernandez, Josephine	53 CRCE	37.01
9	Stephenson, Sallly H	53 UC18	38.56

Heat 6 of 10 Finals			
Rank	Name	Age	Time
0	Dombrowski, Andrea	48 SYSM	38.12
1	Sordo, Dianna L	49 BUFF	36.14
2	Marques, Andrea A	48 CRSC	36.00
3	Wolff, Celia	49 NCMS	32.47
4	Williams, Susan O	49 L4S	30.13
5	McPherson, Chris A	48 NASH	32.28
6	Monaghan, Ann S	49 JAM	34.00
7	Wilson, Jamie W	49 PALM	36.09
8	Schaal, Shlomit	45 SKY	36.20
9	Hart, Jill	45 UC55	38.87

Heat 7 of 10 Finals			
Rank	Name	Age	Time
0	Banning, Jennifer	44 O*H*	41.65
1	Petyk, Jennifer R	44 PTMS	37.00
2	Conze, Margaret G	44 L4S	32.80
3	Campbell, Jennifer	40 MUMS	31.19
4	Braun, Erika L	43 NCMS	28.36
5	Lindauer, Kerry	41 NCMS	30.07
6	Varlas, Melissa D	42 SYSM	32.60
7	Lindley, Sarah	42 MICH	33.40
8	Matsumura, LeAnn H	43 WOW	37.02
9	Lawrence, Melanie A	42 O*H*	58.00

Heat 8 of 10 Finals			
Rank	Name	Age	Time
0	Stow, Meredith A	37 L4S	42.56
1	Hicks, Kathryn E	35 INDY	36.24
2	Starling, Beth A	36 MEDM	34.37
3	Ayala, Kathleen	36 UC34	33.17
4	Moro, Erin C	37 PALM	30.65
5	Whitney, Ashley A	36 NASH	31.20
6	Howland, Heather A	35 IM	33.94
7	Ellawadi, Allison B	37 CSMT	34.84
8	France, Jessica L	39 MINN	36.39

Heat 9 of 10 Finals			
Rank	Name	Age	Time
0	Ho, Judy	30 ROSE	38.78
1	Segnini, Natalia	34 CRCE	35.15
2	Togias, Anna	30 GRAN	32.50
3	Chance, Danielle R	34 SYSM	30.67
4	Vorrasi, Catherine M	32 ARIZ	29.85
5	Sitarz, Rachel A	31 ISWM	30.24
6	Kowalske, Megan L	33 MICH	32.00
7	Grover, Mollie K	34 TERR	32.58
8	Weaver, Julie M	33 SWST	35.15
9	Nathan, Anna J	34 MICH	39.86

Heat 10 of 10 Finals			
Rank	Name	Age	Time
0	Dauksavage, Nicole	27 RAM	39.86
1	Frendreis, Lauren K	26 ROSE	30.52
2	Kastes, Katie C	26 TOC	30.00
3	Ballenger, Marie A	29 TOC	29.50
4	Sippel, Ashley	25 GERM	30.13
5	Young, Charley C	28 AGUA	34.95
6	Courtney, Khaila K	19 PSM	44.82
7	Bruce, Madeline J	21 IM	31.83
8	Kim, Eileen J	23 BUMS	44.50
9	Bergsman, Jamie L	24 O*H*	48.20

2015 USMS Summer Nationals
SPIRE Aquatic Center
Psych Sheet - Sunday, August 9, 2015

#43 Men 200 LC Meter IM

Name	Age Team	Seed Time
18-24		
1 Musser, Seth D	23 MOVY	2:15.00
2 Peavey, Griffin D	23 MOVY	2:15.00
3 Kertesz, Kristof	22 SFTL	2:18.28
4 Materniak, Eric R	24 DRMS	2:19.50
5 Rutkowski, Tyler E	23 MICH	2:34.15
6 Zarembo, Roman F	20 SYSM	2:35.05
25-29		
1 Hitchcock, Brent	26 UC41	2:15.25
2 Acosta, Joel A	27 SFTL	2:15.64
3 Deptula, Chris	26 MICH	2:20.00
4 Kukharskyi, Sergii	26 NS	2:20.00
5 Jerden, Alex D	28 INDY	2:25.50
6 Mertens, James B	28 SHSH	2:27.87
7 Futrel, Joshua R	25 UC18	3:21.09
30-34		
1 Ritter, Adam J	30 CSMT	2:05.09
2 Bezugliy, Alexander	30 UC06	2:07.80
3 Wells, Geoff	33 BUMS	2:17.12
4 McAuliffe, Brent T	34 SFTL	2:25.14
5 Hersh, David M	34 FINS	2:29.55
6 Zhai, Eric	34 BCTM	2:31.97
7 Cuellar, Sebastian	31 SFTL	2:33.05
8 Bontrager, Seth A	34 POWM	2:33.13
9 Ellek, Michael J	34 O*H*	3:42.12
35-39		
1 Kendig, Jamie M	35 SYSM	2:23.77
2 Strahota, Jeffrey R	35 TERR	2:28.62
3 Zeller, Timothy A	37 GYMS	2:29.00
4 Sanchez, Greg	38 DAS	2:34.00
5 Dada, Alejandro	35 NT	2:36.20
6 Dale, Michael M	39 MICH	2:36.41
7 Durieux, Chad A	36 ROSE	2:36.53
8 Billingsley, Patrick	35 WOW	2:38.59
9 Rouch, Stephen T	35 INDY	2:38.86
10 Bueter, Bryan A	39 UC17	2:39.95
11 Sherman, Matt J	39 MICH	2:40.00
12 Field, David W	36 NCMS	2:40.57
13 Kennedy, Jeremy C	38 MICH	2:44.37
14 Zuñiga, Johnny	36 CRCE	2:46.10
15 Miller, Matt	38 OREG	2:47.75
16 Peppercorn, Andrew H	38 OHSP	2:51.32
17 Gerding, Alan L	35 O*H*	3:00.00
18 Vogel, Michel	39 SFTL	3:01.23
40-44		
1 Rodriguez, Ramses	43 SYSM	2:27.85
2 Nance, Chad A	43 NAM	2:30.50
3 Navarro, Jeiko	41 CRCE	2:32.80
4 Baldwin, Craig M	41 RMST	2:34.41
5 Maydak, Jeffrey M	42 NAST	2:35.57
6 Lehr, Gunner F	43 NAM	2:36.86
7 Steed, Chad L	44 MICH	2:40.00
8 Grotke, Kevin A	43 IM	2:41.00
9 Semus, Joe	44 MEDM	2:47.00
10 Davis, Andrew J	42 SFTL	2:48.25
11 Tomson, Farol L	44 GERM	2:49.10

45-49

1 Roddin, Jeffrey H	46 ANCM	2:22.12
2 Koehler, Doug J	49 CVMM	2:28.87
3 Bennett, Dennis	49 IAMA	2:33.18
4 Boosin, Michael J	49 CVMM	2:39.70
5 Grotke, Greg	47 CMS	2:40.00
6 Fischer, Andy	48 SFTL	2:40.00
7 Koenig, Kit M	46 SFTL	2:42.96
8 Robling, Steve W	45 NCMS	2:46.62
9 Emery, Jonathan D	49 O*H*	2:48.27
10 Rubacky, Mark S	46 NCMS	2:48.84
11 Sturdy, Patrick R	46 MICH	2:51.34
12 Schaal, Maor	47 SKY	3:18.00
50-54		
1 Sims, David E	53 IM	2:15.77
2 Frentsos, Jerome A	50 MARY	2:20.45
3 Harris, Gregory	52 VMST	2:28.19
4 Yeomans, Scott	51 GSM	2:32.50
5 Jenkins, Timothy J	54 IM	2:35.00
6 Fenstermacher, Jim S	52 NCMS	2:41.90
7 Aubrey, Michael	54 SFTL	2:43.20
8 Ross, Gavin A	50 SEAM	2:45.92
9 Caudrillier, Francois J	53 BUMS	2:45.94
10 Turocy, Gregory	52 O*H*	2:54.69
11 Moore, John	53 NCMS	2:59.39
12 Heaney, Steven	52 MICH	3:01.62
55-59		
1 Scott, Greg C	56 CMS	2:30.00
2 Day, Brian T	55 PTMS	2:30.00
3 Callahan, Jim	58 UC17	2:35.89
4 Doyle, Benn W	57 GSM	2:36.10
5 Gallant, John	55 UC11	2:39.40
6 Seibt, Andreas K	57 IM	2:40.00
7 Louie, Jamie	58 CMS	2:44.97
8 Johnston, Mark A	55 FLOW	2:45.00
9 Goldbloom, Robert M	56 WM	2:45.00
10 Geiger, Phil J	56 O*H*	2:45.10
11 Matysek, Jim	56 SYSM	2:49.25
12 White, Steve G	55 WMST	2:50.00
13 Kristek, Steven M	57 BUMS	2:55.61
14 Beatty, Chuck	56 O*H*	2:57.32
15 Riggs, Jonathan D	58 MICH	2:59.00
16 Hendrick, Marty	57 SFTL	2:59.77
17 Pinto, Harlan A	58 MELO	3:17.31
18 Treiman, Gerald S	55 UTAH	3:17.77
19 Aumiller, Joe	58 MICH	3:20.10
20 Marshfield, Mark J	57 O*H*	4:30.58
60-64		
1 Guadagni, Peter M	60 WCM	2:41.05
2 Collier, Scott J	61 AKMS	2:42.00
3 Vandam, David K	60 TXLA	2:44.44
4 Hawks, Dean K	63 INDY	2:45.09
5 Graham, Donald	61 PSM	2:46.01
6 Dougherty, Stephen P	64 1776	2:50.59
7 Perout, Jeffrey J	62 SYSM	2:54.00
8 Templin, Philip John	61 SAWS	2:55.00
9 Dondi, Beda C	60 SFTL	2:56.00
10 Thompson, Frank L	64 MICH	3:00.00
11 Keil, Mark A	62 NEM	3:04.80
12 Buckley, Mark	62 CVMM	3:06.96

13 Davidson, Craig	60 IM	3:12.00
14 Larson, Allen J	62 OREG	3:25.63
15 Ryan, James	63 GSM	3:27.01
65-69		
1 Clemmons, Jim	65 MAM	2:42.50
2 Wright, Robert W	65 MOVY	2:47.96
3 Kerns, Hubie	66 VCM	2:50.00
4 Couch, Bob E	68 SYSM	2:53.53
5 Bernard, Alan D	66 TAM	2:53.97
6 Kolar, Clay A	66 SLAM	3:00.00
7 Vazmina, Rudy J	65 SYSM	3:02.88
8 Douglass, Nick	66 O*H*	3:15.19
9 Fine, Gary M	65 MINN	3:48.00
70-74		
1 Frost, Kenneth A	71 TAM	2:59.00
2 Winokur, Eliot	71 GOLD	3:28.95
3 Molnar, Ronald A	73 CMS	3:29.78
4 Hale, Art	73 MVN	3:38.24
5 Claridge, Don A	70 SYSM	3:40.39
75-79		
1 Rolston, Howard	75 GOLD	3:18.74
2 Badgley, David	75 OKMS	3:59.00
3 Cody, Frank J	75 MICH	4:00.89
4 Learmonth, William R	76 O*H*	4:17.20
5 Goode, Douglas J	76 ROSE	5:09.00
6 Gerhardt, Mario	75 O*H*	5:30.00
85-89		
1 Manheim, Frank T	85 RMST	4:30.00
90-94		
1 Maine, Thomas O	90 SLAM	4:14.96

AVICTOR

THE ULTIMATE ADVANTAGE.



MEGAN ROMANO
WORLD CHAMPIONSHIP GOLD MEDALIST



HYDROSPHERE TECHNOLOGY

Leading-edge technology causes water to surround the fabric, rather than saturate it. The hydrospheric effect optimizes the swimmer's position in the water, thus reducing drag and maximizing speed and efficiency.



SPEED DRY FABRICATION

Proprietary coating repels water and keeps the suit dry and compressive, keeping swimmers lightweight and fast.



SUPERSONIC FLEX BONDING

Advanced engineering allows fully bonded seams to conform and stretch with the swimmer's body, resulting in a precisely fitted, ultra compressive suit that won't restrict natural movement.

MANUFACTURED IN THE U.S.A.
OF IMPORTED MATERIALS

TYR®

2015 USMS Summer Nationals
SPIRE Aquatic Center
Psych Sheet - Sunday, August 9, 2015

#44 Women 200 LC Meter IM

Name	Age	Team	Seed Time
18-24			
1 Silva, Courtney F	23	UC30	2:41.80
2 Menicucci, Lauren A	24	SMS	2:43.16
3 Cabrera, Maria A	24	MWA	2:58.00
4 Schaal, Yuval	20	SKY	3:18.00
5 Lee, Maeve	19	ISWM	3:26.56
25-29			
1 Clapp, Marissa L	28	RICE	2:26.96
2 Marks, Jamie L	27	SFTL	2:35.88
3 Frenndreis, Lauren K	26	ROSE	2:40.52
4 Hanft, Marie F	25	SFTL	2:45.60
5 Watt, Lindsay	29	ETOB	2:51.03
6 Capizzi, Stefanie	28	ROSE	2:55.29
7 Brown, Adrienne F	27	BUMS	2:57.35
8 Young, Charley C	28	AGUA	2:57.99
9 Beckwith, Caitlin H	29	BUMS	3:15.00
30-34			
1 Carlson, Megan M	31	INDY	2:34.00
2 Kowalske, Megan L	33	MICH	2:34.00
35-39			
1 Moro, Erin C	37	PALM	2:39.82
2 Milliken, Kathleen	38	MICH	2:43.17
3 Richardson, Lindsay	35	MICH	2:43.33
4 Helt, Jaclyn M	37	DAS	2:53.59
5 Roddin, Julie	39	ANCM	2:55.00
6 Smith, Rebecca L	38	BUMS	2:55.03
7 Starling, Beth A	36	MEDM	2:59.37
8 Ellawadi, Allison B	37	CSMT	3:02.65
9 Maidenberg, Eve G	39	MAM	3:05.09
10 Gellner, Rebecca A	37	UC11	3:23.50
11 Kemp, Jessica	37	BGSC	4:26.00
40-44			
1 Blackburn, Lisa	44	SOFL	2:25.90
2 Plotz-Saribalas, Amy M	43	NAM	2:43.10
3 Carnevale, Cecilia	41	CRCE	2:43.39
4 Campbell, Jennifer	40	MUMS	2:45.00
5 Bishop, Laura J	43	BUMS	3:08.79
45-49			
1 Dombkowski, Susan E	49	MICH	2:43.99
2 Dixon, Lou Ann	48	MICH	2:50.50
3 Simmons, Cheryl A	48	ROSE	2:50.67
4 Rogers, Julie E	48	BWSC	3:09.48
5 Sordo, Dianna L	49	BUFF	3:10.58
6 English-Bazenas, Daphne R	47	SYSM	3:29.79
50-54			
1 Convis Buck, Corrin C	51	MICH	2:42.59
2 McIntyre, Shannon J	51	PSM	2:47.99
3 Hug, Laurie	50	1776	2:48.24
4 Vazquez, Maria E	50	GAJA	2:52.12
5 Bennett, Ellen K	52	SYSM	2:55.00
6 Saucy, Stephanie A	52	1776	2:55.91
7 Dawson-Cook, Susan E	52	ARIZ	2:56.75
8 Considine-Miller, Ellen A	52	WMST	2:57.15
9 Uhl, Mary A	50	NMMS	3:18.40
10 Grebe, Suzanne	54	MICH	3:39.95
11 Amelon, Mitzi C	52	MICH	5:22.19

55-59...(#44 Women 200 LC Meter IM)

1 McDonough, Janet B	57	TPIT	2:52.98
2 Turner, Lisa M	58	O*H*	3:00.00
3 Groselle, Laura L	55	SYSM	3:00.00
4 Ganze, Cathy	58	SDSM	3:03.43
5 Brown, Denise H	56	MICH	3:14.92
6 Ryan, Wendy	58	NIAG	3:20.50
7 Rokich, Karen A	56	ANBM	3:35.00
60-64			
1 Kryka, Nancy	60	SYSM	3:03.52
2 McDonnell, Peggy H	60	GOLD	3:05.00
3 Amick, Beverly O	61	NCMS	3:14.46
4 Larson, Linda L	60	SFTL	3:17.99
5 Kirkpatrick-Reno, Nancy	60	CVMM	3:20.00
6 Falcigno, Pamela M	60	SFTL	3:22.21
7 Quinn, Phyllis E	60	TOC	3:22.31
8 Bright, Janet H	60	1776	3:25.50
9 Belva, Carol W	60	BUMS	3:30.97
10 Bishop, Martha	61	OUMS	3:42.22
11 Steil, Tamara R	61	MICH	3:43.44
12 Lindsey, Connie	63	MOST	3:52.59
13 Smith, Melinda J	63	O*H*	3:58.21
65-69			
1 McCloskey, Cecilia D	65	1776	2:59.10
2 Davis, Charlotte M	65	PSM	3:05.00
3 Miller, Celeste	65	SNM	3:15.00
4 Guthrie, Sally K	65	MICH	3:31.32
5 Tyler, A Susan	67	SNM	3:40.57
6 Larsen, Babs H	68	MINN	3:59.00
7 Panayotoff, Kristi M	67	GS	4:17.93
70-74			
1 Meyers, Susan L	73	SYSM	3:52.85
2 Hill, Marcia M	71	WCM	4:45.00
75-79			
1 Gogola, Laura J	79	MICH	5:06.16

National Records

		Men	18 - 24	Women		
21.78	07-01-12	Josh Schneider	50 M Free	Kara J Denby	07-26-09	26.22
49.37	06-28-12	Josh Schneider	100 M Free	Rachael E Burnett	08-14-14	57.90
1:52.74	08-16-98	Joe P Tristan	200 M Free	Jessica Foschi	08-17-03	2:03.06
4:04.68	08-13-07	Hyun Seung Lee	400 M Free	Julia Stowers	07-05-03	4:16.72
8:44.94	08-19-07	Peter Galan	800 M Free	Luane Rowe	08-09-13	9:11.32
16:58.37	08-07-13	Jacob J Jezek	1500 M Free	Luane Rowe	07-05-12	17:22.39
26.91	08-15-05	Dave Rollins	50 M Back	Emile C Ewing	08-05-11	30.84
53.61	06-27-12	Eugene Godsoe	100 M Back	Jenny von Jouanne	07-20-12	1:04.67
2:08.63	08-11-10	Vicente E Andrade	200 M Back	Sarabeth Schweitzer	08-20-00	2:19.70
28.87	08-15-05	Dave Rollins	50 M Breast	Breeja Larson	07-31-11	33.25
1:01.41	06-25-12	Elliot Keefer	100 M Breast	Breeja Larson	07-30-11	1:10.32
2:11.10	06-29-12	Elliot Keefer	200 M Breast	Marissa L Clapp	07-19-09	2:36.61
24.20	08-08-14	Thomas A Shields	50 M Fly	Meg B Gill	07-12-09	28.62
51.29	08-08-14	Thomas A Shields	100 M Fly	Laura M Davis	06-29-08	1:01.04
1:55.09	08-06-14	Thomas A Shields	200 M Fly	Laura M Davis	07-02-08	2:12.75
2:09.30	08-15-05	Dave Rollins	200 M IM	Laura M Davis	07-01-08	2:16.06
4:44.53	08-21-10	Peter A Galan	400 M IM	Jamie L Marks	08-10-10	5:08.00
		Men	25 - 29	Women		
21.69	08-10-14	Nathan Adrian	50 M Free	Madison Kennedy	08-10-14	24.83
48.23	04-24-14	Nathan Adrian	100 M Free	Madison Kennedy	08-06-14	54.72
1:50.69	06-26-13	Alex Wold	200 M Free	Sheila Taormina	12-02-95	2:02.06
3:55.01	06-28-13	Alex Wold	400 M Free	Sheila Taormina	12-02-95	4:13.03
8:24.67	06-29-97	Alex Kostich	800 M Free	Rachel Komisarz	07-19-01	8:47.44
16:13.89	08-10-97	Alex Kostich	1500 M Free	Rachel Komisarz	07-19-01	16:39.77
26.05	05-22-11	Adam M Mania	50 M Back	Madison Kennedy	08-08-14	29.15
55.15	08-03-11	Adam M Mania	100 M Back	Kelly M Harrigan	07-31-11	1:06.44
2:07.57	08-23-92	John Keppeler	200 M Back	Diane M Graner-Gallas	08-20-89	2:19.97
27.96	08-04-11	Mark Gangloff	50 M Breast	Megan M Jendrick	07-10-10	31.60
1:00.68	06-28-13	BJ Johnson	100 M Breast	Justine L Mueller	06-28-13	1:09.10
2:10.09	06-26-13	BJ Johnson	200 M Breast	Justine L Mueller	06-26-13	2:29.90
23.71	08-16-08	Kohei Kawamoto	50 M Fly	Jennifer Brooks	08-03-03	28.19
53.09	08-15-08	Kohei Kawamoto	100 M Fly	Justine L Mueller	06-27-13	59.99
2:05.76	07-21-02	Jason H Eaddy	200 M Fly	Sheila Taormina	12-17-95	2:17.51
2:04.40	07-14-13	Adam J Ritter	200 M IM	Justine L Mueller	06-29-13	2:14.03
4:20.83	06-27-13	Alex Wold	400 M IM	Sara Shand	07-30-89	5:06.34
		Men	30 - 34	Women		
21.55	08-10-14	Anthony L Ervin	50 M Free	Erika A Erndl	08-08-09	25.57
48.71	08-06-14	Anthony L Ervin	100 M Free	Erika A Erndl	08-05-09	54.59
1:49.34	08-07-14	Darian R Townsend	200 M Free	Erika A Erndl	08-07-09	1:58.92
4:05.61	08-11-02	Erik Hochstein	400 M Free	Dawn M Heckman	08-03-10	4:17.52
8:40.19	11-14-93	Rowdy Gaines	800 M Free	Dawn M Heckman	05-30-10	8:46.22
16:36.06	08-22-93	Bobby Patten	1500 M Free	Dawn M Heckman	04-25-10	17:07.54
25.13	06-27-13	Adam M Mania	50 M Back	Noriko Inada	07-08-12	28.57
55.30	06-28-13	Adam M Mania	100 M Back	Noriko Inada	08-06-11	1:01.78
2:05.62	07-09-94	Sean Murphy	200 M Back	Sarabeth E Metzger	08-06-09	2:17.61
27.97	06-27-13	Mark Gangloff	50 M Breast	Katie McClelland	08-15-08	33.20
1:00.22	06-25-12	Mark Gangloff	100 M Breast	Katie McClelland	08-16-08	1:13.29
2:18.04	07-07-12	Gary N Marshall	200 M Breast	Wenke Hansen	08-23-99	2:41.51
23.26	07-13-13	Roland M Schoeman	50 M Fly	Martina Moravcova	06-07-08	27.48
53.36	08-08-14	Darian R Townsend	100 M Fly	Martina Moravcova	06-07-08	58.81
2:03.76	08-12-10	Matt R Haupt	200 M Fly	Kim Vandenberg	06-25-13	2:15.65
2:01.33	08-10-14	Darian R Townsend	200 M IM	Erika A Erndl	08-08-09	2:13.72
4:40.22	07-09-94	Sean Murphy	400 M IM	Erika A Erndl	06-29-08	4:47.06
		Men	35 - 39	Women		
23.35	06-30-12	Brian L Jacobson	50 M Free	Erika A Erndl	06-29-13	25.52
51.49	07-16-95	Rowdy Gaines	100 M Free	Erika A Erndl	06-25-13	55.17
1:52.84	08-06-06	Vlad Pyshnenko	200 M Free	Erika A Erndl	06-26-13	2:00.04
4:07.64	07-16-95	Rowdy Gaines	400 M Free	Dawn M Heckman	06-01-12	4:16.19
8:38.73	11-12-95	Rowdy Gaines	800 M Free	Dawn M Heckman	06-03-12	8:47.28
16:32.72	08-14-08	Christopher S Derks	1500 M Free	Heidi S George	04-18-15	17:23.46
27.03	08-08-09	Edilson O Silva	50 M Back	Noriko Inada	08-09-14	28.85
59.18	08-10-06	Michael Ross	100 M Back	Noriko Inada	08-08-14	1:02.69
2:07.16	07-29-01	Ron Karnaug	200 M Back	Karlyn Pipes-Neilsen	08-10-97	2:18.20
28.53	05-25-09	Jeff P Commings	50 M Breast	Katie Glenn	08-09-13	32.86
1:03.76	07-14-13	Jeff P Commings	100 M Breast	Cynthia J Lewis	05-27-12	1:12.30
2:20.34	08-06-11	Steve T West	200 M Breast	Katie Glenn	08-10-13	2:39.78
25.00	08-18-02	Wade V King	50 M Fly	Noriko Inada	08-05-14	27.46
56.07	08-15-04	Michael Ross	100 M Fly	Erika A Erndl	06-27-13	59.52
2:06.74	06-27-96	Jeffrey S Stuart	200 M Fly	Karlyn Pipes-Neilsen	08-10-97	2:20.21
2:05.64	12-07-02	Ronald D Karnaug	200 M IM	Karlyn Pipes-Neilsen	07-19-97	2:22.42
4:34.10	07-29-01	Ron Karnaug	400 M IM	Karlyn Pipes-Neilsen	08-15-98	5:02.67
		Men	40 - 44	Women		
23.31	08-13-14	Brian L Jacobson	50 M Free	Dara G Torres	07-06-08	24.25
51.72	08-01-10	Vlad Pyshnenko	100 M Free	Dara G Torres	07-04-08	53.78

1:53.65	08-02-10	Vlad Pyshnenko	200 M Free	Karlyn Pipes-Neilsen	05-25-03	2:09.00
4:06.74	07-24-09	Erik Hochstein	400 M Free	Janet B Evans	08-13-11	4:22.87
8:37.81	07-25-10	Alex G Kostich	800 M Free	Janet B Evans	06-11-11	8:59.06
16:36.91	07-23-10	Alex G Kostich	1500 M Free	Karlyn Pipes-Neilsen	08-11-03	17:56.52
27.47	08-23-08	Michael S Ross	50 M Back	Erika L Braun	06-22-13	31.54
59.08	08-07-09	Michael S Ross	100 M Back	Jody L Smith	08-07-09	1:07.21
2:11.13	08-16-14	Frederik C Hviid	200 M Back	Jody L Smith	08-06-09	2:23.18
29.02	07-27-14	Jeff P Commings	50 M Breast	Susan von der Lippe	07-23-06	33.25
1:03.76	07-06-12	Steve T West	100 M Breast	Susan G Von Der Lippe	06-30-08	1:12.12
2:19.01	07-07-12	Steve T West	200 M Breast	Susan von der Lippe	08-09-06	2:38.44
25.57	08-06-09	Michael S Ross	50 M Fly	Erika L Braun	06-08-13	28.36
56.43	08-23-08	Michael S Ross	100 M Fly	Susan G Von Der Lippe	06-29-08	1:02.47
2:05.55	07-11-04	Dennis G Baker	200 M Fly	Karlyn Pipes-Neilsen	08-17-03	2:24.77
2:14.13	07-25-09	Erik Hochstein	200 M IM	Susan von der Lippe	08-05-07	2:25.03
4:49.42	08-15-05	Dennis Baker	400 M IM	Karlyn Pipes-Neilsen	08-01-04	5:09.83
		Men	45 - 49	Women		
24.29	08-10-06	Paul L Smith	50 M Free	Susan Walsh	08-13-07	27.44
53.90	08-23-99	Jack R Groselle	100 M Free	Fall Willeboordse	06-17-12	59.62
1:57.89	08-06-09	Keith M Switzer	200 M Free	Karlyn Pipes-Neilsen	06-13-09	2:10.09
4:09.20	07-19-08	Dennis G Baker	400 M Free	Karlyn Pipes-Neilsen	09-06-08	4:35.84
8:51.98	08-09-10	Jeff T Erwin	800 M Free	Karlyn Pipes-Neilsen	08-05-07	9:24.11
16:38.81	08-10-09	Jeff T Erwin	1500 M Free	Suzanne Heim-Bowen	08-17-03	17:55.83
28.05	06-07-08	Steve Wood	50 M Back	Ellen M Reynolds	07-07-12	31.71
				Ellen M Reynolds	05-22-11	31.71
				Valerie G Jenkins	08-17-08	31.71
1:00.13	06-08-08	Steve Wood	100 M Back	Karlyn Pipes-Neilsen	05-24-09	1:08.11
2:13.37	08-12-12	Rich E Saeger	200 M Back	Karlyn Pipes-Neilsen	05-22-09	2:26.06
30.59	06-08-08	David M Guthrie	50 M Breast	Susan G Von Der Lippe	07-17-10	33.66
1:07.38	08-16-08	David M Guthrie	100 M Breast	Susan G Von Der Lippe	07-17-10	1:14.41
2:27.79	08-17-08	David M Guthrie	200 M Breast	Caroline Krattli	08-05-07	2:45.20
25.65	07-08-12	Nicholas W Decker	50 M Fly	Wenke K Seider	08-05-14	29.04
56.42	08-04-02	Paul V Carter	100 M Fly	Wenke K Seider	08-06-14	1:04.96
2:04.07	07-19-08	Dennis G Baker	200 M Fly	Karlyn Pipes-Neilsen	06-20-09	2:24.34
2:14.90	08-22-10	Jerome A Frentsos	200 M IM	Karlyn Pipes-Neilsen	08-16-08	2:27.57
4:47.65	08-21-10	Jerome A Frentsos	400 M IM	Karlyn Pipes-Neilsen	09-05-08	5:13.85
		Men	50 - 54	Women		
24.58	08-09-09	Rowdy Gaines	50 M Free	Laura B Val	08-18-01	28.22
54.93	03-21-04	Jack Groselle	100 M Free	Laura B Val	08-19-01	1:01.13
2:00.34	08-13-07	Dan Stephenson	200 M Free	Jill S Hernandez	08-08-13	2:13.18
4:16.61	08-13-07	Dan Stephenson	400 M Free	Jill S Hernandez	08-11-13	4:40.66
8:56.31	08-03-14	Ricardo J Valdivia	800 M Free	Suzanne M Heim-Bowen	04-18-08	9:48.81
17:08.33	08-20-00	Jim Mc Conica	1500 M Free	Suzanne M Heim-Bowen	08-14-08	18:32.76
28.60	08-05-11	Steve Wood	50 M Back	Leslie C Livingston	06-22-13	32.41
1:01.89	08-06-11	Steve Wood	100 M Back	Ellen M Reynolds	08-08-14	1:09.28
2:17.57	06-11-12	Michael P Soderlund	200 M Back	Ellen M Reynolds	08-04-14	2:26.64
30.48	08-09-13	David M Guthrie	50 M Breast	Melinda Mann	08-07-06	37.51
1:06.98	08-15-14	David M Guthrie	100 M Breast	Corrin C Popps	08-04-14	1:22.23
2:27.91	07-31-13	David M Guthrie	200 M Breast	Corrin C Popps	08-08-14	2:58.60
25.88	08-16-08	Paul V Carter	50 M Fly	Leslie C Livingston	06-23-13	30.29
57.23	08-15-08	Paul V Carter	100 M Fly	Jill S Hernandez	08-13-11	1:07.80
2:13.80	07-09-11	Dennis G Baker	200 M Fly	Laura B Val	08-18-01	2:31.55
2:18.05	07-25-09	Jamie Fowler	200 M IM	Ellen M Reynolds	08-06-14	2:31.81
4:56.71	08-05-14	Ricardo J Valdivia	400 M IM	Ellen M Reynolds	08-05-14	5:20.68
		Men	55 - 59	Women		
25.01	06-07-09	Jack R Groselle	50 M Free	Laura B Val	08-17-08	28.69
56.08	07-23-09	Jack R Groselle	100 M Free	Laura B Val	08-16-08	1:02.02
				Laura B Val	08-13-07	1:02.02
2:04.01	07-26-09	Michael T Mann	200 M Free	Laura B Val	08-06-09	2:16.28
4:22.49	07-25-09	Michael T Mann	400 M Free	Laura B Val	07-12-09	4:50.13
9:00.09	07-24-09	Michael T Mann	800 M Free	Laura B Val	07-12-08	10:05.28
17:22.61	08-10-09	Michael T Mann	1500 M Free	Laura B Val	07-08-07	19:14.70
29.07	06-20-15	Steve Wood	50 M Back	Laura B Val	08-12-10	33.75
1:03.50	06-21-15	Steve Wood	100 M Back	Laura B Val	08-17-08	1:14.41
2:23.84	08-04-11	Tom Barton	200 M Back	Bonnie M Bilich	06-28-14	2:41.50
32.44	08-07-09	Jack R Groselle	50 M Breast	Colette M Crabbe	08-09-13	38.55
1:09.75	05-16-15	David M Guthrie	100 M Breast	Lo D Knapp	08-06-09	1:25.19
2:34.43	05-17-15	David M Guthrie	200 M Breast	Lo D Knapp	08-09-09	3:04.32
26.86	08-06-09	Gary W Hall	50 M Fly	Traci S Granger	08-09-13	30.97
1:00.56	08-11-12	Paul V Carter	100 M Fly	Laura B Val	08-09-09	1:09.47
2:18.97	08-07-09	Brad Horner	200 M Fly	Laura B Val	07-08-07	2:41.51
2:20.83	08-09-09	Michael T Mann	200 M IM	Laura B Val	08-16-08	2:43.45
5:04.07	07-26-09	Michael T Mann	400 M IM	Laura B Val	07-10-09	5:49.40
		Men	60 - 64	Women		
25.23	08-10-06	Richard T Abrahams	50 M Free	Laura B Val	08-06-11	29.31
57.79	06-14-14	Jack R Groselle	100 M Free	Laura B Val	08-05-11	1:03.83

National Records

2:09.24	08-15-14	Jack R Groselle	200 M Free	Laura B Val	06-12-12	2:21.48
4:40.00	08-11-12	Jim Mc Conica	400 M Free	Laura B Val	08-12-12	4:59.82
9:35.50	08-12-12	Jim Mc Conica	800 M Free	Laura B Val	07-08-11	10:27.71
18:12.09	06-06-10	Jim Mc Conica	1500 M Free	Laura B Val	07-08-11	19:52.85
31.46	06-02-07	Hugh Wilder	50 M Back	Laura B Val	07-07-12	34.30
1:08.77	06-02-07	Hugh Wilder	100 M Back	Laura B Val	08-08-13	1:15.92
2:33.09	08-09-13	Fred Ferrogiaro	200 M Back	Laura B Val	07-13-13	2:44.38
32.87	06-13-12	Timothy M Shead	50 M Breast	Dot Munger	08-14-14	40.80
				Deb S Coellner	06-13-12	40.80
1:13.38	08-08-13	Rick Colella	100 M Breast	Lo D Knapp	06-28-14	1:27.95
2:40.46	08-17-14	Rick Colella	200 M Breast	Lo D Knapp	06-29-14	3:08.07
27.92	08-15-05	Richard Abrahams	50 M Fly	Laura B Val	07-08-12	32.27
1:03.03	08-15-05	Richard Abrahams	100 M Fly	Laura B Val	08-04-11	1:12.06
2:29.05	08-06-11	Lawrence J Day	200 M Fly	Laura B Val	08-06-11	2:41.03
2:21.99	08-17-14	Rick Colella	200 M IM	Laura B Val	07-14-13	2:47.99
5:08.20	08-15-14	Rick Colella	400 M IM	Laura B Val	07-08-11	5:56.27
		Men	65 - 69	Women		
26.33	08-12-10	Richard T Abrahams	50 M Free	Carolyn Boak	08-11-10	31.84
1:00.38	08-12-10	Richard T Abrahams	100 M Free	Charlotte M Davis	01-31-15	1:09.52
2:18.53	08-15-08	Tom Landis	200 M Free	Carolyn Boak	08-10-10	2:39.05
4:54.90	06-07-15	Jim Mc Conica	400 M Free	Charlotte M Davis	01-31-15	5:27.79
10:11.30	06-14-15	Jim Mc Conica	800 M Free	Barbara G Dunbar	08-22-14	11:52.87
19:33.36	06-14-15	Jim Mc Conica	1500 M Free	Barbara G Dunbar	08-22-14	22:28.69
30.95	07-12-12	Hugh Wilder	50 M Back	Diann B Uustal	08-20-11	37.44
1:09.79	07-08-12	Hugh Wilder	100 M Back	Diann B Uustal	07-10-11	1:22.30
2:41.76	08-06-09	Richard Burns	200 M Back	Diann B Uustal	08-09-13	3:00.75
34.66	07-08-12	Robert Strand	50 M Breast	Diann B Uustal	08-04-11	42.97
1:18.11	08-06-09	Kenneth A Frost	100 M Breast	Joann Leilich	08-13-07	1:36.29
2:56.96	08-08-14	Allen L Stark	200 M Breast	Joann Leilich	08-28-05	3:26.98
28.68	08-16-08	Keefe L Lodwig	50 M Fly	Diann B Uustal	08-17-14	34.09
1:07.34	08-11-10	Richard T Abrahams	100 M Fly	Charlotte M Davis	01-31-15	1:20.09
2:49.95	06-29-14	Joel R Wilson	200 M Fly	Carolyn Boak	08-12-10	3:21.42
2:39.23	08-06-14	Hubie Kerns	200 M IM	Carolyn Boak	08-11-10	3:06.10
5:50.98	08-05-14	Alek I Shestakov	400 M IM	Carolyn Boak	07-23-10	6:37.45
		Men	70 - 74	Women		
28.53	07-14-07	Jeff Farrell	50 M Free	Beth Schreiner	08-06-11	35.22
1:04.19	08-14-14	David Quiggin	100 M Free	Gail Roper	08-23-99	1:19.94
2:24.41	08-15-14	David Quiggin	200 M Free	Lavelle Stoinoff	07-13-03	2:57.28
5:12.05	05-04-01	Graham Johnston	400 M Free	Lavelle Stoinoff	06-28-03	6:11.92
10:45.92	03-24-02	Graham M Johnston	800 M Free	Lavelle Stoinoff	08-15-04	12:35.14
20:36.56	08-16-01	Graham M Johnston	1500 M Free	Lavelle Stoinoff	07-13-03	24:24.13
33.59	08-11-13	Richard Burns	50 M Back	Joy Ward	07-07-12	42.08
1:15.13	06-15-13	Richard Burns	100 M Back	Joy Ward	07-08-12	1:32.68
2:44.59	08-09-13	Richard Burns	200 M Back	Joy Ward	07-06-12	3:18.02
37.34	08-06-14	Kenneth A Frost	50 M Breast	Joann Leilich	08-07-09	45.67
1:23.65	08-04-14	Kenneth A Frost	100 M Breast	Joann Leilich	07-18-09	1:38.78
3:07.50	04-23-08	Karl E Wiedemann	200 M Breast	Joann Leilich	08-20-11	3:34.49
31.37	08-05-14	Jim Dragon	50 M Fly	Barbara Frid	07-08-12	40.81
1:13.72	06-01-14	Robert M Poiletman	100 M Fly	June Krauser	06-28-96	1:40.85
2:59.21	06-02-13	Robert M Poiletman	200 M Fly	June Krauser	06-28-96	3:39.91
2:55.13	07-14-13	Richard Burns	200 M IM	Gail Roper	08-08-99	3:32.94
6:24.76	07-06-12	Tom Landis	400 M IM	June Krauser	06-28-96	7:30.91
		Men	75 - 79	Women		
30.28	07-11-09	David A Radcliff	50 M Free	Gail Roper	08-15-05	36.87
1:06.63	07-12-09	David A Radcliff	100 M Free	Gail Roper	07-31-05	1:26.36
2:25.66	06-06-09	David A Radcliff	200 M Free	Gail Roper	07-31-05	3:13.24
5:17.77	03-07-09	David A Radcliff	400 M Free	Jean Troy	08-11-02	6:55.62
11:07.90	07-10-09	David A Radcliff	800 M Free	June Krauser	09-09-01	14:10.50
21:03.06	07-10-09	David A Radcliff	1500 M Free	Jean Troy	08-17-03	27:09.75
36.14	08-16-08	Yoshi Oyakawa	50 M Back	Doris Steadman	08-23-99	44.43
1:20.98	06-14-09	Burwell Jones	100 M Back	Doris Steadman	08-23-99	1:39.06
2:57.72	06-13-10	Burwell Jones	200 M Back	Doris Steadman	08-23-99	3:39.41
40.82	06-03-06	John Kortheuer	50 M Breast	Joann Leilich	07-19-14	47.10
1:34.93	06-03-06	John Kortheuer	100 M Breast	Joann Leilich	08-15-14	1:42.18
3:32.60	08-15-04	Robert C MacDonald	200 M Breast	Joann Leilich	07-19-14	3:40.84
33.83	06-08-13	John C Smith	50 M Fly	Gail Roper	08-01-04	44.95
1:31.89	05-01-10	Burwell Jones	100 M Fly	Mary Ann Case	08-06-14	1:52.12
3:18.12	06-06-15	Richard W Kitchell	200 M Fly	June Krauser	06-24-01	4:10.69
3:06.58	06-13-09	Burwell Jones	200 M IM	Joann Leilich	06-22-14	3:48.34
6:48.48	06-14-09	Burwell Jones	400 M IM	June Krauser	06-10-01	7:51.71
		Men	80 - 84	Women		
33.09	05-22-05	Frank Piemme	50 M Free	Gail P Roper	03-07-09	38.64
1:11.82	08-23-14	David A Radcliff	100 M Free	Gail P Roper	03-07-09	1:27.55
2:40.22	08-24-14	David A Radcliff	200 M Free	Jean Troy	06-10-07	3:27.26
5:52.31	08-22-14	David A Radcliff	400 M Free	Jean Troy	06-10-07	7:24.53
11:49.29	08-22-14	David A Radcliff	800 M Free	Jean Troy	07-15-07	15:12.94

22:16.90	05-31-14	David A Radcliff	1500 M Free	Jean Troy	07-15-07	29:04.81
40.00	03-09-13	Burwell Jones	50 M Back	Bunny Cederlund	03-29-02	46.39
1:31.10	06-08-13	Clarke E Mitchell	100 M Back	Betty S Lorenzi	08-07-09	1:47.29
3:16.22	06-07-13	Burwell Jones	200 M Back	Betty S Lorenzi	03-13-10	3:53.12
44.41	05-20-12	Bob Best	50 M Breast	Ann M Hirsch	08-04-11	53.40
1:43.21	04-19-08	Robert C MacDonald	100 M Breast	Ann M Hirsch	08-05-11	1:57.17
3:47.81	06-23-07	Al Craig	200 M Breast	Ann M Hirsch	07-10-11	4:17.64
38.75	06-08-13	Clarke E Mitchell	50 M Fly	Gail P Roper	03-07-09	47.37
1:43.93	08-06-14	William J Lauer	100 M Fly	Lois Nochman	05-21-04	2:06.55
3:54.51	08-10-06	Thomas O Maine	200 M Fly	Lois Nochman	05-22-04	4:34.86
3:34.94	08-15-05	Frank Piemme	200 M IM	Ann M Hirsch	07-10-11	4:18.27
7:39.71	08-05-14	William J Lauer	400 M IM	Jean Troy	06-10-07	9:32.43
Men			85 - 89	Women		
35.77	08-15-98	Woody W Bowersock	50 M Free	Jean D Troy	07-15-12	44.97
1:23.25	06-06-10	Frank M Piemme	100 M Free	Jean D Troy	06-09-12	1:43.68
3:16.89	07-10-10	Frank M Piemme	200 M Free	Jean D Troy	07-14-12	3:49.67
7:03.07	05-16-10	Frank M Piemme	400 M Free	Jean D Troy	07-15-12	8:06.04
14:36.90	04-06-08	Willard J Lamb	800 M Free	Nan Bohl	07-19-14	16:48.12
28:35.24	04-06-08	Willard J Lamb	1500 M Free	Margery Meyer	07-10-09	32:11.49
44.52	08-10-06	Fred Van Dyke	50 M Back	Betty S Lorenzi	07-07-12	51.81
1:49.24	06-14-08	Willard J Lamb	100 M Back	Betty S Lorenzi	03-10-12	1:53.28
4:04.33	06-14-08	Willard J Lamb	200 M Back	Betty S Lorenzi	03-09-13	4:01.09
49.49	07-24-10	Frank Piemme	50 M Breast	Nan Bohl	07-19-14	1:01.45
1:51.79	07-24-10	Frank M Piemme	100 M Breast	Nan Bohl	07-12-14	2:20.49
4:10.75	07-22-12	Al Craig	200 M Breast	Nan Bohl	07-12-14	5:14.41
45.63	07-03-10	Frank M Piemme	50 M Fly	Lois Kivi Nochman	06-07-09	1:01.94
1:55.18	08-03-10	Thomas O Maine	100 M Fly	Lois Kivi Nochman	08-07-09	2:23.89
4:15.86	07-11-10	Thomas O Maine	200 M Fly	Lois Kivi Nochman	07-25-09	5:07.64
3:51.20	08-03-10	Thomas O Maine	200 M IM	Jean D Troy	06-14-14	5:01.26
8:21.81	07-11-10	Thomas O Maine	400 M IM	Betty J Russ	06-30-12	10:41.24
Men			90 - 94	Women		
39.19	06-23-03	Woody Bowersock	50 M Free	Maurine E Kornfeld	08-13-11	55.48
1:41.87	05-31-14	Willard J Lamb	100 M Free	Rita Simonton	08-03-08	2:03.52
3:41.77	08-08-13	Willard J Lamb	200 M Free	Rita Simonton	07-20-08	4:19.80
8:01.57	08-24-14	Willard J Lamb	400 M Free	Rita Simonton	08-03-08	9:04.93
16:28.37	08-09-13	Willard J Lamb	800 M Free	Rita Simonton	08-14-08	18:53.58
31:12.82	05-31-14	Willard J Lamb	1500 M Free	Rita Simonton	06-01-08	36:02.20
51.94	08-15-14	Alan Weeden	50 M Back	Aileen Soule	08-25-96	1:03.49
1:59.92	05-31-14	Willard J Lamb	100 M Back	Aileen Soule	08-25-96	2:23.23
4:20.06	05-31-14	Willard J Lamb	200 M Back	Aileen Soule	06-29-97	5:29.07
1:01.64	06-10-07	Brud Cleaveland	50 M Breast	Marjorie Stone	08-07-14	1:16.17
2:23.53	05-15-10	Raymond I Hakomaki	100 M Breast	Marjorie Stone	05-11-13	2:55.27
5:12.25	06-21-15	Thomas O Maine	200 M Breast	Maria Lenk-Zigler	08-15-05	6:57.76
1:00.30	08-11-03	Walter Pfeiffer	50 M Fly	Charlotte E Sanddal	06-08-13	1:29.40
2:26.09	06-21-15	Thomas O Maine	100 M Fly			
5:19.18	06-06-15	Thomas O Maine	200 M Fly			
4:35.62	06-21-15	Thomas O Maine	200 M IM			
9:56.43	06-06-15	Thomas O Maine	400 M IM	Rita Simonton	08-16-08	6:30.12
Men			95 - 99	Women		
55.88	08-02-98	Gus Langner	50 M Free	Rita Simonton	06-23-13	1:04.52
2:29.32	08-23-98	Gus Langner	100 M Free	Rita Simonton	08-08-13	2:23.86
5:13.23	08-23-98	Gus Langner	200 M Free	Rita Simonton	08-08-13	5:04.08
11:30.53	08-23-98	Gus Langner	400 M Free	Rita Simonton	08-09-13	10:47.07
22:28.28	08-23-98	Gus Langner	800 M Free	Rita Simonton	08-09-13	21:53.69
47:30.40	08-23-99	Gus Langner	1500 M Free	Rita Simonton	06-02-13	41:39.68
1:18.91	08-20-89	Tom Lane	50 M Back	Rita Simonton	08-10-13	1:14.31
3:04.37	08-09-08	Gary J Weisenthal	100 M Back	Rita Simonton	08-08-13	2:42.67
6:38.69	08-09-08	Gary J Weisenthal	200 M Back	Rita Simonton	06-01-14	6:17.46
1:26.61	08-23-98	Gus Langner	50 M Breast			
3:16.56	06-21-14	Bud Jackson	100 M Breast			
7:11.65	07-12-14	Bud Jackson	200 M Breast			
2:01.41	06-01-08	Walter R Pfeiffer	50 M Fly			
4:09.52	06-01-08	Walter R Pfeiffer	100 M Fly			
14:05.25	06-01-08	Walter R Pfeiffer	200 M Fly			
8:55.97	06-01-08	Walter R Pfeiffer	200 M IM			
17:29.20	06-01-08	Walter R Pfeiffer	400 M IM			
Men			100 - 104	Women		
1:40.46	07-09-94	Tom Lane	50 M Free			
4:05.98	07-09-94	Tom Lane	100 M Free			
1:50.73	07-09-94	Tom Lane	50 M Back			
4:13.84	07-09-94	Tom Lane	100 M Back			
9:04.31	07-09-94	Tom Lane	200 M Back			

National Relay Records

Men 200 M Free Relay				
72-99	07-14-13	1:38.83	UNIVERSITY SAN FRANCISCO	Jack W Dillane, Nathan Vizcarra, Dash I Rothberg, Jackson Z Wang
100-119	08-10-13	1:34.24	THE OLYMPIC CLUB	Kevin Ferguson, Trent T Holsman, Scott C Greenwood, Christopher J Talbott
120-159	07-26-09	1:34.82	SOUTHERN CAL AQUATIC MASTERS	Matthew Cornue, Erik Hochstein, Erik D Tolmachoff, Christopher E Beach
160-199	08-08-06	1:36.28	TEAM TYR	Matthew S Eisenhuth, John Smith, Rich Saeger, Paul Smith
200-239	08-08-06	1:38.24	COLORADO MASTERS	Jack R Grosele, Trip Hedrick, Steve Wood, Richard Abrahams
240-279	08-16-08	1:45.90	OREGON MASTERS	Mike J Tennant, Tom Landis, Robert S Smith, Wes Edwards
280-319	08-15-14	1:56.91	GOLD COAST MASTERS	David Quiggin, David J Painter, Keefe L Lodwig, Lee Childs
320-359	08-10-13	2:27.77	SAN DIEGO SWIM MASTERS	Bob Best, Mike R Freshley, Donald J Hubbard, Frank Tanner
360-399	08-15-05	3:46.35	COAST MASTERS	Dick Westerfield, Walter R Pfeiffer, Robert Christains, Woody Bowersock
Men 200 M Medley Relay				
72-99	08-27-95	1:49.35	THE OLYMPIC CLUB	Mike Colley, Jamie T Patrick, Brad Budney, Greg Larson
100-119	08-20-90	1:48.46	HOUSTONION CLUB	Clay Britt, Dean E Putterman, Robert J Killeen, James M Pringle
120-159	08-08-09	1:46.23	MICHIGAN MASTERS	Kevin Doak, Patrick M Saucedo, Cameron S Mull, Alec Mull
160-199	08-08-06	1:47.72	TEAM TYR	Rich E Saeger, Greg Rhodenbaugh, Paul Smith, John Smith
200-239	08-08-06	1:50.83	COLORADO MASTERS	Steve Wood, Jack R Grosele, Trip Hedrick, Richard Abrahams
240-279	08-15-14	2:01.60	N CAROLINA MASTERS SWIMMING	Jonathan E Klein, Neal L Vestal, Donald B Gilchrist, Paul T Trevisan
280-319	08-09-09	2:16.74	SAN DIEGO SWIM MASTERS	Vinus Van Baalen, Peter Andersen, Keefe L Lodwig, Donald J Hubbard
320-359	08-08-13	2:59.66	SAN DIEGO SWIM MASTERS	Frank Tanner, Bob Best, Mike R Freshley, Donald J Hubbard
360-399	08-15-05	4:13.67	COAST MASTERS	Robert W Christians, Dick Westerfield, Walter Pfeiffer, Woody Bowersock
Women 200 M Free Relay				
72-99	08-08-09	1:53.83	FT LAUDERDALE AQUATICS	Natalie N Pike, Meaghan R Bresnahan, Kate Alyabyeva, Jennifer M Martin
100-119	07-30-11	1:50.04	ARIZONA MASTERS	Kelly M Harrigan, Breeja Larson, Lindsey E Urbatchka, Hannah Caldas
120-159	06-09-13	1:50.53	N CAROLINA MASTERS SWIMMING	Ruth N Jones, Celia Wolff, Alicia K Uhl, Erika L Braun
160-199	08-08-06	1:48.44	TEAM TYR	Cheri Hart, Collette Sappey, Anna Pettis-Scott, Susan Von Der Lippe
200-239	08-08-06	1:57.21	PACIFIC NORTHWEST AQUATICS	Lisa Dahl, Debbie Glassman, Charlotte Davis, Mary Lippold
240-279	08-07-14	2:06.42	NEW ENGLAND MASTERS	Karen M Mareb, Tracy L Grilli, Diann B Uustal, Jacki Hirsty
280-319	08-15-14	2:29.97	VIRGINIA MASTERS SWIM TEAM	Johnnie Detrick, Beth Schreiner, Terry Sue M Gault, Marcia L Barry
320-359	08-08-09	3:27.23	VIRGINIA MASTERS SWIM TEAM	Barbara M Zaremski, Terry Sokolik, Marianna Berkley, Jeanne H Meredith
Women 200 M Medley Relay				
72-99	08-08-09	2:08.86	FT LAUDERDALE AQUATICS	Natalie N Pike, Meaghan R Bresnahan, Kate Alyabyeva, Jennifer M Martin
100-119	07-31-11	2:01.91	ARIZONA MASTERS	Kelly M Harrigan, Breeja Larson, Lindsey E Urbatchka, Hannah Caldas
120-159	08-23-98	2:04.19	GOLD COAST MASTERS	Beth L Gardner, Susie L Geyer, Tracie A Moll, Jamie S Herrington
160-199	08-08-06	2:04.75	TEAM TYR	Jennifer Stein, Susan Von der Lippe, Betsy Cleary, Collette Sappey
200-239	08-17-08	2:10.98	OREGON MASTERS	Karen Andrus-Hughes, Becky C Oblatz, Arlene Delmage, Robin B Parisi
240-279	08-07-14	2:24.95	NEW ENGLAND MASTERS	Diann B Uustal, Beth A Estel, Laura E Delorey, Jacki Hirsty
280-319	08-15-14	2:58.66	VIRGINIA MASTERS SWIM TEAM	Marcia L Barry, Johnnie Detrick, Terry Sue M Gault, Beth Schreiner
320-359	03-21-09	3:47.69	FLORIDA AQUATIC COMBINED TEAM	Betty S Lorenzi, Sylvia Eisele, Nancy N Durstein, Joan K Campbell

Mixed 200 M Free Relay				
72-99	07-26-09	1:47.94	CONEJO SIMI AQUATIC MASTERS	Wade M Federer, Lauren M Hancock, Christopher D Ramos, Kara J Denby
100-119	07-11-10	1:43.11	THE OLYMPIC CLUB	Fiona O'Donnell-McCarthy, Trent T Holsman, Erin P Reilly, Scott C Greenwood
120-159	08-23-98	1:42.65	GOLD COAST MASTERS	Todd H Pace, Tracie A Moll, Jamie S Herrington, Kurt Wienants
160-199	08-08-06	1:42.27	TEAM TYR	John Smith, Rich E Saeger, Collette Sappey, Sheri Hart
200-239	08-10-06	1:44.96	COLORADO MASTERS	Trip Hedrick, Kim Crouch, Kathy L Garnier, Richard Abrahams
240-279	08-04-11	1:56.00	TAMALPAIS AQUATIC MASTERS	Richard Burns, Laura B Val, Barbara C Wheeler, Tate Holt
280-319	08-07-14	2:14.97	TAMALPAIS AQUATIC MASTERS	Richard Burns, James Zuur, Laura B Val, Nancy J Ridout
320-359	08-01-04	2:55.56	SANTA BARBARA MASTERS	Frank Piemme, Grace Altus, Ruth Baar, Jurgen Schmidt
360-399	08-09-13	3:36.78	MISSION VIEJO MASTERS	Frank Piemme, Maurine E Kornfeld, Rita Simonton, Jurgen B Schmidt
Mixed 200 M Medley Relay				
72-99	07-31-11	1:57.69	ARIZONA MASTERS	Kelly M Harrigan, Breeja Larson, Matt J Rippentrop, Gordon R Smith
100-119	07-09-11	1:55.34	THE OLYMPIC CLUB	Fiona O'Donnell-McCarthy, John W Dorr, Erin P Reilly, Scott C Greenwood
120-159	07-08-12	1:50.77	PHOENIX SWIM CLUB	Noriko Inada, Jeff P Commings, Misty D Hyman, Jose A Ponce
160-199	08-10-06	1:58.35	TEAM TYR	Marika McCue, Michael Ruffner, Robbert-Paul Smit, Susan Von der Lippe
200-239	08-15-05	2:02.32	SAN DIEGO SWIM MASTERS	Karlyn Pipes-Neilsen, Caroline Krattli, Scott M Lautman, Vinus Van Baalen
240-279	08-08-09	2:09.06	TAMALPAIS AQUATIC MASTERS	Richard Burns, Kenneth A Frost, Laura B Val, Barbara C Wheeler
280-319	08-16-08	2:34.68	OREGON MASTERS	Joy Ward, Ginger L Pierson, Tom Landis, Willard J Lamb
320-359	06-13-10	3:26.94	FLORIDA MAVERICK MASTERS	Paul Hutinger, Robert C MacDonald, Patricia A Tullman, Jean D Troy
360-399	08-10-13	4:19.30	MISSION VIEJO MASTERS	Rita Simonton, Jurgen B Schmidt, Frank Piemme, Maurine E Kornfeld

World Records

FINA WORLD MASTERS RECORDS - LONG COURSE METERS as of 05 12, 2015

***** MEN *****				25-29	***** WOMEN *****			
22.34	10/25/2014	FIN	A.LIUKKONEN	50 M. FREE	ANNABEL KOSTEN	NED	02/15/2004	25.42
50.45	06/07/2013	USA	MATHEW MCGINNIS	100 M. FREE	LAURA FERNANDEZ	ESP	05/09/2015	57.70
1:51.39	07/13/2013	USA	ADAM RITTER	200 M. FREE	MEGAN JENDRICK	USA	07/10/2010	2:04.56
4:00.98	08/18/2002	USA	HONZA VITAZKA	400 M. FREE	SOPHIE CASSON	GBR	06/18/2011	4:18.62
8:24.67	06/29/1997	USA	ALEX KOSTICH	800 M. FREE	SWANN OBERSON	SUI	03/10/2012	8:45.89
16:13.78	04/12/2015	ESP	RAFAEL CABANILLAS	1500 M. FREE	SWANN OBERSON	SUI	03/11/2012	16:34.89
26.09	05/03/2014	BRA	YURI COSTA	50 M. BACK	YURIE OGA	JPN	10/19/2014	28.99
55.87	04/12/2013	NZL	KURT CROSLAND	100 M. BACK	YURIE OGA	JPN	10/19/2014	1:03.26
2:03.62	06/11/2012	RSA	CHRIS KING	200 M. BACK	KANA OHASHI	JPN	07/16/2007	2:17.30
27.96	08/04/2011	USA	MARK GANGLOFF	50 M. BRST	MEGAN JENDRICK	USA	07/10/2010	31.60
1:02.18	08/08/2013	USA	C.BURCKLE	100 M. BRST	MEGAN JENDRICK	USA	07/10/2010	1:10.56
2:11.78	08/10/2013	USA	C.BURCKLE	200 M. BRST	HITOMI MATSUDA	JPN	07/17/2006	2:35.46
23.71	08/16/2008	USA	KOHEI KAWAMOTO	50 M. FLY	ELZANNE WERTH	RSA	03/21/2015	27.55
53.09	08/15/2008	USA	KOHEI KAWAMOTO	100 M. FLY	YUKO NAKANISHI	JPN	07/17/2010	1:02.73
2:03.26	04/23/2008	JPN	SATOSHI TORATANI	200 M. FLY	YUKO NAKANISHI	JPN	07/16/2010	2:17.56
2:04.40	07/14/2013	USA	ADAM RITTER	200 M. I.M.	HITOMI MATSUDA	JPN	10/02/2005	2:20.71
4:30.05	09/12/2009	BRA	DIOGO YABE	400 M. I.M.	HITOMI MATSUDA	JPN	11/05/2006	5:02.78
***** MEN *****				30-34	***** WOMEN *****			
22.13	07/13/2013	USA	ROLAND SCHOEMAN	50 M. FREE	MARTINA MORAVCOVA	USA	06/06/2008	25.74
50.84	09/18/2009	GER	S.KUNZELMANN	100 M. FREE	ERIKA ERNDL	USA	07/11/2009	55.24
1:53.15	05/03/2009	AUS	DANIEL KOWALSKI	200 M. FREE	DAWN HECKMAN	USA	07/17/2011	2:04.05
3:58.42	05/02/2009	AUS	DANIEL KOWALSKI	400 M. FREE	DAWN HECKMAN	USA	07/16/2011	4:18.63
8:08.53	03/11/2012	GER	JAN WOLFGARTEN	800 M. FREE	DAWN HECKMAN	USA	07/14/2011	8:46.47
15:25.79	03/11/2012	GER	JAN WOLFGARTEN	1500 M. FREE	HEIDI GEORGE	USA	07/10/2009	17:25.81
25.98	07/12/2014	USA	DARIAN TOWNSEND	50 M. BACK	NORIKO INADA	USA	08/07/2012	28.57
55.93	07/13/2014	USA	DARIAN TOWNSEND	100 M. BACK	NORIKO INADA	USA	08/06/2011	1:01.78
2:02.75	11/24/2000	BRA	ROGERIO ROMERO	200 M. BACK	SARABETH METZGER	USA	08/06/2009	2:17.61
28.47	04/17/2015	RUS	SERGEY GEYBEL	50 M. BRST	NICOLE HEIDEMANN	GER	09/03/2013	32.22
1:02.71	06/26/2011	USA	ED MOSES	100 M. BRST	HITOMI MATSUDA	JPN	10/03/2009	1:10.10
2:18.04	07/07/2012	USA	GARY MARSHALL	200 M. BRST	HITOMI MATSUDA	JPN	10/17/2009	2:28.93
23.26	07/13/2013	USA	ROLAND SCHOEMAN	50 M. FLY	MARTINA MORAVCOVA	USA	06/07/2008	27.48
53.65	07/27/2014	USA	DARIAN TOWNSEND	100 M. FLY	MARTINA MORAVCOVA	USA	06/07/2008	58.81
2:03.76	08/12/2010	USA	MATT HAUPT	200 M. FLY	METTE JACOBSEN	DEN	05/07/2006	2:13.60
2:03.54	05/14/2011	BRA	D.OLIVEIRA YABE	200 M. I.M.	ERIKA ERNDL	USA	07/07/2009	2:13.89
4:24.11	03/09/2013	POL	LUKASZ WOJT	400 M. I.M.	HITOMI MATSUDA	JPN	11/08/2009	4:56.08
***** MEN *****				35-39	***** WOMEN *****			
22.76	08/20/2005	GBR	MARK FOSTER	50 M. FREE	DARA TORRES	USA	08/08/2006	25.98
50.78	09/27/2009	JPN	HIDEAKI HARA	100 M. FREE	LAURA ROCA	ESP	05/09/2015	58.31
1:52.84	08/06/2006	USA	VLAD PYSHNENKO	200 M. FREE	K.PIPES-NEILSEN	USA	08/10/1997	2:06.94
4:05.91	03/10/2012	BUL	PETAR STOYCHEV	400 M. FREE	K.PIPES-NEILSEN	USA	08/10/1997	4:26.17
8:18.44	03/10/2012	BUL	PETAR STOYCHEV	800 M. FREE	KIRSTEN CAMERON	AUS	11/18/2012	9:08.47
16:00.04	03/11/2012	BUL	PETAR STOYCHEV	1500 M. FREE	HEIDI GEORGE	USA	08/13/2014	17:28.51
26.99	03/09/2013	GER	STEV THELOKE	50 M. BACK	NORIKO INADA	USA	08/09/2014	28.85
59.04	09/06/2013	GER	STEV THELOKE	100 M. BACK	NORIKO INADA	USA	08/08/2014	1:02.69
2:09.26	07/09/2000	USA	DANIEL VEATCH	200 M. BACK	K.PIPES-NEILSEN	USA	08/10/1997	2:18.20
28.47	10/24/2009	RUS	VLADISLAV BRAGIN	50 M. BRST	KATIE GLENN	USA	08/09/2013	32.86
1:02.72	10/25/2009	RUS	VLADISLAV BRAGIN	100 M. BRST	KATIE GLENN	USA	08/08/2013	1:12.34
2:20.29	06/05/2004	GBR	NICK GILLINGHAM	200 M. BRST	HITOMI MATSUDA	JPN	06/10/2012	2:35.40
24.69	03/17/2012	RSA	RYK NEETHLING	50 M. FLY	NORIKO INADA	USA	08/05/2014	27.46
55.84	03/08/2009	JPN	EIJI NOMURA	100 M. FLY	LYNNE HAYES	AUS	03/19/2009	1:02.44
2:06.74	06/27/1996	USA	JEFF STUART	200 M. FLY	K.PIPES-NEILSEN	USA	08/10/1997	2:20.21
2:08.19	08/03/2002	USA	RON KARNAUGH	200 M. I.M.	HITOMI MATSUDA	JPN	01/14/2012	2:21.47
4:42.45	03/28/2002	FRA	NICOLAS GRANGER	400 M. I.M.	HITOMI MATSUDA	JPN	06/16/2012	4:59.59
***** MEN *****				40-44	***** WOMEN *****			
23.31	08/13/2014	USA	BRIAN JACOBSON	50 M. FREE	EDITH OTTERMANN	RSA	11/07/2009	26.44
51.72	08/01/2010	USA	VLAD PYSHNENKO	100 M. FREE	ERIKA BRAUN	USA	06/08/2013	58.04
1:53.65	08/02/2010	USA	VLAD PYSHNENKO	200 M. FREE	K.PIPES-NEILSEN	USA	08/15/2005	2:09.28
4:06.74	07/24/2009	USA	ERIK HOCHSTEIN	400 M. FREE	JANET EVANS	USA	08/13/2011	4:22.87
8:37.81	07/25/2010	USA	ALEX KOSTICH	800 M. FREE	JANET EVANS	USA	06/11/2011	8:59.06
16:36.91	07/23/2010	USA	ALEX KOSTICH	1500 M. FREE	KIRSTEN CAMERON	GBR	06/13/2014	17:49.26
27.30	09/27/2014	JPN	OSAMU ITOI	50 M. BACK	MARIA RIVERA	VEN	06/10/2013	30.89
59.08	08/07/2009	USA	MICHAEL ROSS	100 M. BACK	CINDY MABEE	CAN	03/07/2009	1:07.06
2:11.13	08/16/2014	USA	FREDERIK HVIID	200 M. BACK	JODY SMITH	USA	08/06/2009	2:23.18
28.84	09/16/2009	ITA	ALBERTO MONTINI	50 M. BRST	LINLEY FRAME	AUS	04/17/2012	33.09
1:03.60	05/20/2012	RUS	VLADISLAV BRAGIN	100 M. BRST	LINLEY FRAME	AUS	04/14/2012	1:12.74
2:18.94	06/24/2009	ITA	ALBERTO MONTINI	200 M. BRST	S.VON DER LIPPE	USA	08/09/2006	2:38.44
25.07	09/08/2011	TUR	SERKAN ATASAY	50 M. FLY	ERIKA BRAUN	USA	06/08/2013	28.36
56.17	09/06/2011	TUR	SERKAN ATASAY	100 M. FLY	S.VON DER LIPPE	USA	05/23/2009	1:03.36
2:05.55	07/11/2004	USA	DENNIS BAKER	200 M. FLY	S.VON DER LIPPE	USA	07/23/2006	2:24.78
2:10.63	06/25/2009	ITA	ALBERTO MONTINI	200 M. I.M.	S.VON DER LIPPE	USA	08/05/2007	2:25.03
4:43.00	06/12/2012	GER	UWE VOLK	400 M. I.M.	K.PIPES-NEILSEN	USA	08/01/2004	5:09.83

***** MEN ***** 45-49 ***** WOMEN *****										
23.98	07/05/2014	RUS	VLADIMIR PREDKIN	50	M.	FREE	EDITH OTTERMANN	RSA	03/16/2011	26.59
53.77	08/19/2005	ITA	MARCO COLOMBO	100	M.	FREE	K.PIPES-NEILSEN	USA	08/05/2007	59.79
1:57.75	08/05/2014	FRA	NICOLAS GRANGER	200	M.	FREE	K.PIPES-NEILSEN	USA	06/13/2009	2:10.09
4:11.07	08/09/2009	USA	KEITH SWITZER	400	M.	FREE	K.PIPES-NEILSEN	USA	09/06/2008	4:35.84
8:42.85	08/04/2006	BRA	MARCUS MATTIOLI	800	M.	FREE	K.PIPES-NEILSEN	USA	08/05/2007	9:24.11
16:38.81	08/10/2009	USA	JEFF ERWIN	1500	M.	FREE	S.HEIM-BOWEN	USA	08/17/2003	17:55.83
28.05	06/07/2008	USA	STEVE WOOD	50	M.	BACK	CINDY MABEE	CAN	08/09/2014	31.35
1:00.13	06/08/2008	USA	STEVE WOOD	100	M.	BACK	CINDY MABEE	CAN	01/31/2015	1:08.11
2:11.56	06/07/2013	BRA	EDUARDO MAROCCO	200	M.	BACK	K.PIPES-NEILSEN	USA	05/22/2009	2:26.06
29.63	06/24/2011	ITA	RICO ROLLI	50	M.	BRST	S.VON DER LIPPE	USA	07/17/2010	33.66
1:06.35	09/17/2009	UKR	V.PYLYPCHENKO	100	M.	BRST	MARZENA KULIS	ITA	09/17/2009	1:13.49
2:24.39	05/31/2013	ITA	ALBERTO MONTINI	200	M.	BRST	H.MORRIS-EYTON	RSA	03/15/2013	2:43.73
25.65	07/08/2012	USA	NICHOLAS DECKER	50	M.	FLY	EDITH OTTERMANN	RSA	02/19/2011	28.97
56.85	08/11/2002	USA	PAUL CARTER	100	M.	FLY	WENKE SEIDER	USA	08/06/2014	1:04.96
2:06.94	08/09/2006	USA	DENNIS BAKER	200	M.	FLY	K.PIPES-NEILSEN	USA	06/20/2009	2:24.34
2:11.22	06/13/2012	FRA	NICOLAS GRANGER	200	M.	I.M.	K.PIPES-NEILSEN	USA	08/16/2008	2:27.57
4:43.83	08/05/2014	FRA	NICOLAS GRANGER	400	M.	I.M.	K.PIPES-NEILSEN	USA	09/05/2008	5:13.85
***** MEN ***** 50-54 ***** WOMEN *****										
24.08	06/27/2009	JPN	BRENT BARNES	50	M.	FREE	LAURA VAL	USA	08/18/2001	28.22
54.36	03/19/2015	RSA	CALVIN MAUGHAN	100	M.	FREE	LAURA VAL	USA	08/19/2001	1:01.13
2:00.34	08/13/2007	USA	DAN STEPHENSON	200	M.	FREE	JILL HERNANDEZ	USA	08/08/2013	2:13.18
4:16.61	08/13/2007	USA	DAN STEPHENSON	400	M.	FREE	JILL HERNANDEZ	USA	08/11/2013	4:40.66
8:55.05	07/31/2010	BRA	MARCUS MATTIOLI	800	M.	FREE	LYNN MARSHALL	CAN	06/24/2011	9:38.04
17:08.33	08/20/2000	USA	JIM MCCONICA	1500	M.	FREE	LYNN MARSHALL	CAN	03/13/2011	18:29.28
28.60	08/05/2011	USA	STEVE WOOD	50	M.	BACK	LESLIE LIVINGSTON	USA	06/22/2013	32.41
1:01.89	08/06/2011	USA	STEVE WOOD	100	M.	BACK	ELLEN REYNOLDS	USA	08/08/2014	1:09.28
2:17.57	06/11/2012	USA	MICHAEL SODERLUND	200	M.	BACK	ELLEN REYNOLDS	USA	08/04/2014	2:26.64
30.48	08/09/2013	USA	DAVID GUTHRIE	50	M.	BRST	MONICA CORO	ITA	06/13/2012	34.18
1:06.98	08/15/2014	USA	DAVID GUTHRIE	100	M.	BRST	MONICA CORO	ITA	06/11/2012	1:15.50
2:27.91	07/31/2013	USA	DAVID GUTHRIE	200	M.	BRST	MONICA CORO	ITA	06/15/2012	2:50.92
25.88	08/16/2008	USA	PAUL CARTER	50	M.	FLY	ANGELA ZINGLER	GER	06/04/2004	30.24
57.23	08/15/2008	USA	PAUL CARTER	100	M.	FLY	JILL HERNANDEZ	USA	08/13/2011	1:07.80
2:13.36	11/07/2010	BRA	MARCUS MATTIOLI	200	M.	FLY	LAURA VAL	USA	08/18/2001	2:31.55
2:18.05	07/25/2009	USA	JAMIE FOWLER	200	M.	I.M.	ELLEN REYNOLDS	USA	08/06/2014	2:31.81
4:53.69	08/02/2010	BRA	MARCUS MATTIOLI	400	M.	I.M.	ELLEN REYNOLDS	USA	08/05/2014	5:20.68
***** MEN ***** 55-59 ***** WOMEN *****										
25.01	07/07/2009	USA	JACK GROSELLE	50	M.	FREE	LAURA VAL	USA	08/17/2008	28.69
56.08	07/23/2009	USA	JACK GROSELLE	100	M.	FREE	LAURA VAL	USA	08/16/2008	1:02.02
2:04.01	07/26/2009	USA	MICHAEL MANN	200	M.	FREE	LAURA VAL	USA	08/06/2009	2:16.28
4:22.49	07/25/2009	USA	MICHAEL MANN	400	M.	FREE	LAURA VAL	USA	07/12/2009	4:50.13
9:00.09	07/24/2009	USA	MICHAEL MANN	800	M.	FREE	LAURA VAL	USA	07/12/2008	10:05.28
17:22.61	08/10/2009	USA	MICHAEL MANN	1500	M.	FREE	LAURA VAL	USA	07/08/2007	19:14.70
30.01	08/05/2011	USA	TOM BARTON	50	M.	BACK	LAURA VAL	USA	08/12/2010	33.75
1:05.46	08/06/2011	USA	TOM BARTON	100	M.	BACK	LAURA VAL	USA	08/17/2008	1:14.41
2:23.84	08/04/2011	USA	TOM BARTON	200	M.	BACK	BONNIE BILICH	USA	06/28/2014	2:41.50
31.05	09/16/2009	GER	WALTER KUSCH	50	M.	BRST	JENNY WHITELEY	AUS	04/20/2013	37.04
1:11.13	04/19/2008	RSA	TIMOTHY SHEAD	100	M.	BRST	JENNY WHITELEY	AUS	04/18/2013	1:23.16
2:38.66	08/17/2008	USA	RICK COLELLA	200	M.	BRST	JENNY WHITELEY	AUS	04/19/2013	3:02.67
26.86	08/06/2009	USA	GARY HALL	50	M.	FLY	TRACI GRANGER	USA	08/09/2013	30.97
1:00.56	08/11/2012	USA	PAUL CARTER	100	M.	FLY	LAURA VAL	USA	08/09/2009	1:09.47
2:18.97	08/07/2009	USA	BRAD HORNER	200	M.	FLY	LAURA VAL	USA	07/08/2007	2:41.51
2:20.83	08/09/2009	USA	MICHAEL MANN	200	M.	I.M.	JENNY WHITELEY	AUS	04/26/2014	2:43.43
5:04.07	07/26/2009	USA	MICHAEL MANN	400	M.	I.M.	LAURA VAL	USA	07/10/2009	5:49.40
***** MEN ***** 60-64 ***** WOMEN *****										
25.23	08/07/2006	USA	RICHARD ABRAHAMS	50	M.	FREE	LAURA VAL	USA	08/06/2011	29.31
57.79	06/14/2014	USA	JACK GROSELLE	100	M.	FREE	LAURA VAL	USA	08/05/2011	1:03.83
2:09.24	08/15/2014	USA	JACK GROSELLE	200	M.	FREE	LAURA VAL	USA	06/12/2012	2:21.48
4:40.00	08/11/2012	USA	JIM MCCONICA	400	M.	FREE	LAURA VAL	USA	08/12/2012	4:59.82
9:35.50	08/12/2012	USA	JIM MCCONICA	800	M.	FREE	LAURA VAL	USA	07/08/2011	10:27.71
18:12.09	06/06/2010	USA	JIM MCCONICA	1500	M.	FREE	LAURA VAL	USA	07/08/2011	19:52.85
31.46	06/02/2007	USA	HUGH WILDER	50	M.	BACK	LAURA VAL	USA	07/07/2012	34.30
1:08.77	06/02/2007	USA	HUGH WILDER	100	M.	BACK	LAURA VAL	USA	08/08/2013	1:15.92
2:33.09	08/09/2013	USA	FRED FERROGGIARO	200	M.	BACK	LAURA VAL	USA	07/13/2013	2:44.38
32.80	04/17/2012	AUS	STUART ELLICOTT	50	M.	BRST	MONIKA SENFTLEBEN	GER	03/27/2002	38.48
1:13.38	08/08/2013	USA	RICK COLELLA	100	M.	BRST	BONNIE PRONK	CAN	03/28/2002	1:27.64
2:40.46	08/17/2014	USA	RICK COLELLA	200	M.	BRST	LO D KNAPP	USA	06/29/2014	3:08.07
27.92	08/15/2005	USA	RICHARD ABRAHAMS	50	M.	FLY	LAURA VAL	USA	07/08/2012	32.27
1:03.03	08/15/2005	USA	RICHARD ABRAHAMS	100	M.	FLY	LAURA VAL	USA	08/04/2011	1:12.06
2:29.05	08/06/2011	USA	LAWRENCE DAY	200	M.	FLY	LAURA VAL	USA	08/06/2011	2:41.03
2:21.99	08/17/2014	USA	RICK COLELLA	200	M.	I.M.	LAURA VAL	USA	07/14/2013	2:47.99
5:08.20	08/15/2014	USA	RICK COLELLA	400	M.	I.M.	LAURA VAL	USA	07/08/2011	5:56.27

World Records

***** MEN *****				65-69	***** WOMEN *****			
26.33	08/12/2010	USA	RICHARD ABRAHAMS	50 M. FREE	SANDERINA KRUGER	RSA	03/21/2015	31.35
1:00.38	08/12/2010	USA	RICHARD ABRAHAMS	100 M. FREE	CHARLOTTE DAVIS	USA	01/31/2015	1:09.52
2:18.53	08/15/2008	USA	TOM LANDIS	200 M. FREE	SANDRINA KRUGER	RSA	02/09/2014	2:38.79
5:00.26	03/10/2007	USA	TOM LANDIS	400 M. FREE	CHARLOTTE DAVIS	USA	01/31/2015	5:27.79
10:25.94	06/10/2007	USA	TOM LANDIS	800 M. FREE	BARBARA DUNBAR	USA	08/22/2014	11:52.87
20:00.97	04/06/2008	USA	TOM LANDIS	1500 M. FREE	BARBARA DUNBAR	USA	08/22/2014	22:28.69
30.95	07/07/2012	USA	HUGH WILDER	50 M. BACK	MARGIT OHLSSON	SWE	09/07/2011	37.11
1:09.79	07/08/2012	USA	HUGH WILDER	100 M. BACK	MARGIT OHLSSON	SWE	08/05/2010	1:21.81
2:40.95	02/22/2008	GER	BERND HORSTMANN	200 M. BACK	MARGIT OHLSSON	SWE	09/07/2011	3:00.24
34.61	09/05/2009	JPN	OSAMU MAEDA	50 M. BRST	MONIKA SENFTLEBEN	GER	06/14/2009	41.52
1:18.11	08/06/2009	USA	KENNETH FROST	100 M. BRST	NOBUKO YASUDA	JPN	06/20/2010	1:33.23
2:56.96	08/08/2014	USA	ALLEN STARK	200 M. BRST	NOBUKO YASUDA	JPN	08/05/2010	3:24.79
28.54	06/27/2009	ESP	JOSEP CLARET	50 M. FLY	DIANN UUSTAL	USA	08/17/2014	34.09
1:07.34	08/11/2010	USA	RICHARD ABRAHAMS	100 M. FLY	CHARLOTTE DAVIS	USA	01/31/2015	1:20.09
2:41.92	02/21/2015	JPN	TAKEO HIRAMOTO	200 M. FLY	CAROLYN BOAK	USA	08/12/2010	3:21.42
2:39.23	08/06/2014	USA	HUBIE KERNS	200 M. I.M.	BRIGITTE MERTEN	GER	07/01/2011	3:05.40
5:50.98	08/05/2014	USA	ALEK SHESTAKOV	400 M. I.M.	CAROLYN BOAK	USA	07/23/2010	6:37.45
***** MEN *****				70-74	***** WOMEN *****			
28.35	06/26/2011	CAN	IAN SMITH	50 M. FREE	CHRISTEL SCHULZ	GER	01/16/2010	33.57
1:04.19	08/14/2014	USA	DAVID QUIGGIN	100 M. FREE	YOSHIKO OSAKI	JPN	09/05/2009	1:14.28
2:24.41	08/15/2014	USA	DAVID QUIGGIN	200 M. FREE	CHRISTEL SCHULZ	GER	08/02/2010	2:48.03
5:12.05	05/04/2001	USA	GRAHAM JOHNSTON	400 M. FREE	YOSHIKO OSAKI	JPN	07/18/2008	5:54.97
10:45.92	03/24/2002	USA	GRAHAM JOHNSTON	800 M. FREE	YOSHIKO OSAKI	JPN	11/01/2009	12:13.07
20:36.56	08/16/2001	USA	GRAHAM JOHNSTON	1500 M. FREE	JANE ASHER	GBR	06/01/2001	24:06.48
33.59	08/11/2013	USA	RICHARD BURNS	50 M. BACK	CLARY MUNNS	AUS	12/06/2014	39.31
1:15.13	06/15/2013	USA	RICHARD BURNS	100 M. BACK	SATOKO TAKEUJI	JPN	06/15/2012	1:26.15
2:44.59	08/09/2013	USA	RICHARD BURNS	200 M. BACK	SATOKO TAKEUJI	JPN	07/14/2012	3:11.54
37.23	09/05/2009	JPN	YOSHIHIKO OSAKI	50 M. BRST	MONIKA SENFTLEBEN	GER	06/22/2014	41.67
1:23.65	08/04/2014	USA	KENNETH FROST	100 M. BRST	DIANE FORD	GBR	03/09/2013	1:37.39
3:04.79	03/14/2009	AUS	MICHAEL MALONEY	200 M. BRST	DIANE FORD	GBR	06/14/2013	3:30.66
31.28	08/17/2014	ESP	JOSEP CLARET	50 M. FLY	JUDY WILSON	GBR	08/05/2014	36.36
1:14.20	08/17/2013	USA	ROBERT POILETMAN	100 M. FLY	JUDY WILSON	GBR	08/06/2014	1:24.55
2:53.86	05/02/2009	NZL	BARRY YOUNG	200 M. FLY	JUNE KRAUSER	USA	06/27/1996	3:39.91
2:45.60	05/03/2009	NZL	BARRY YOUNG	200 M. I.M.	YOSHIKO OSAKI	JPN	06/21/2008	3:13.19
5:57.81	05/01/2009	NZL	BARRY YOUNG	400 M. I.M.	YOSHIKO OSAKI	JPN	11/09/2008	6:54.93
***** MEN *****				75-79	***** WOMEN *****			
30.28	07/11/2009	USA	DAVID RADCLIFF	50 M. FREE	JANE ASHER	GBR	03/03/2006	34.85
1:06.63	07/12/2009	USA	DAVID RADCLIFF	100 M. FREE	YOSHIKO OSAKI	JPN	07/19/2014	1:19.71
2:25.66	06/06/2009	USA	DAVID RADCLIFF	200 M. FREE	YOSHIKO OSAKI	JPN	09/27/2013	2:54.26
5:17.77	03/07/2009	USA	DAVID RADCLIFF	400 M. FREE	YOSHIKO OSAKI	JPN	07/12/2013	6:12.25
11:07.90	07/10/2009	USA	DAVID RADCLIFF	800 M. FREE	JANE ASHER	GBR	10/22/2006	12:58.94
21:03.06	07/10/2009	USA	DAVID RADCLIFF	1500 M. FREE	JANE ASHER	GBR	03/03/2006	24:41.76
36.14	08/16/2008	USA	YOSHI OYAKAWA	50 M. BACK	SHOKO YONEZAWA	JPN	01/17/2010	42.06
1:20.98	06/14/2009	USA	BURWELL JONES	100 M. BACK	CHRISTEL SCHULZ	GER	03/14/2015	1:35.14
2:57.72	06/13/2010	USA	BURWELL JONES	200 M. BACK	CHRISTEL SCHULZ	GER	03/08/2015	3:29.74
39.57	07/01/2011	GER	HANS REICHEL	50 M. BRST	SHOKO YONEZAWA	JPN	03/06/2010	43.95
1:29.35	12/08/2012	AUS	TONY GOODWIN	100 M. BRST	SHOKO YONEZAWA	JPN	03/06/2010	1:38.81
3:17.54	01/21/2012	AUS	TONY GOODWIN	200 M. BRST	JOANN LEILICH	USA	07/19/2014	3:40.84
32.61	02/11/2014	JPN	Y.FUNAHASHI	50 M. FLY	CHRISTEL SCHULZ	GER	03/14/2015	40.06
1:25.60	07/19/2014	JPN	TAISUKE MIYAZAKI	100 M. FLY	JUDIE OLIVER	CAN	04/22/2007	1:47.40
3:25.89	03/14/2015	GER	GUNTER SCHOPKE	200 M. FLY	SYLVIA NEUHAUSER	AUT	06/09/2004	4:03.55
3:06.58	06/13/2009	USA	BURWELL JONES	200 M. I.M.	YOSHIKO OSAKI	JPN	07/15/2013	3:32.94
6:48.48	06/14/2009	USA	BURWELL JONES	400 M. I.M.	JANE ASHER	GBR	03/03/2006	7:39.96
***** MEN *****				80-84	***** WOMEN *****			
31.96	05/20/2012	ESP	ROBERTO ALBERICHE	50 M. FREE	JANE ASHER	GBR	05/05/2012	37.61
1:11.82	08/23/2014	USA	DAVID RADCLIFF	100 M. FREE	JANE ASHER	GBR	06/19/2011	1:24.18
2:40.22	08/24/2014	USA	DAVID RADCLIFF	200 M. FREE	JANE ASHER	GBR	03/05/2011	3:07.40
5:52.31	08/22/2014	USA	DAVID RADCLIFF	400 M. FREE	JANE ASHER	GBR	05/05/2012	6:39.90
11:49.29	08/22/2014	USA	DAVID RADCLIFF	800 M. FREE	JANE ASHER	GBR	01/29/2011	13:51.21
22:16.90	05/31/2014	USA	DAVID RADCLIFF	1500 M. FREE	MARGERY MEYER	USA	08/18/2002	29:35.03
38.16	01/20/2013	JPN	S.SEKIKAWA	50 M. BACK	BUNNY CEDERLUND	USA	03/29/2002	46.39
1:26.44	01/19/2013	JPN	S.SEKIKAWA	100 M. BACK	JANE ASHER	GBR	05/07/2011	1:46.11
3:16.22	06/07/2013	USA	BURWELL JONES	200 M. BACK	JANE ASHER	GBR	05/06/2012	3:47.96
41.68	09/18/2006	JPN	TOSHIO TAJIMA	50 M. BRST	ELIANE PELLIS	BEL	03/16/2013	48.36
1:39.32	08/11/2013	AUS	PATRICK GALVIN	100 M. BRST	ELIANE PELLIS	BEL	03/16/2013	1:50.05
3:43.82	03/16/2014	JPN	TSUTOMU KAJIHARA	200 M. BRST	A.VAN OBERGHEEN	BEL	05/04/2012	4:05.52
38.05	07/15/2013	JPN	TAKASHI HAYASHI	50 M. FLY	JANE ASHER	GBR	06/17/2011	46.21
1:29.39	03/06/2011	ITA	DIVANO GIULIO	100 M. FLY	JUDIE OLIVER	CAN	04/21/2012	1:54.93
3:31.42	06/22/2011	ITA	GIULIO DIVANO	200 M. FLY	JUDIE OLIVER	CAN	07/14/2012	4:15.19
3:29.66	07/14/2012	ESP	ROBERTO ALBERICHE	200 M. I.M.	JANE ASHER	GBR	05/07/2011	3:54.07
7:12.63	06/23/2011	ITA	GIULIO DIVANO	400 M. I.M.	JANE ASHER	GBR	01/30/2011	8:21.88

***** MEN *****				85-89	***** WOMEN *****					
33.94	03/02/2008	JPN	KEIJIRO NAKAMURA	50	M.	FREE	OLGA JOHNSON	NZL	03/25/2006	44.70
1:23.25	06/06/2010	USA	FRANK PIEMME	100	M.	FREE	JEAN TROY	USA	06/09/2012	1:43.68
3:13.78	07/16/2000	JPN	HIKOJI UEKI	200	M.	FREE	JEAN TROY	USA	07/14/2012	3:49.67
7:02.33	04/20/2013	AUS	ROD BAKER	400	M.	FREE	JEAN TROY	USA	07/15/2012	8:06.04
14:36.90	04/06/2008	USA	WILLARD LAMB	800	M.	FREE	NAN BOHL	USA	07/19/2014	16:48.12
28:35.24	04/06/2008	USA	WILLARD LAMB	1500	M.	FREE	MARGERY MEYER	USA	07/10/2009	32:11.49
39.89	07/18/2008	JPN	KEIJIRO NAKAMURA	50	M.	BACK	BETTY LORENZI	USA	07/07/2012	51.81
1:31.65	03/02/2008	JPN	KEIJIRO NAKAMURA	100	M.	BACK	BETTY LORENZI	USA	07/08/2012	1:54.22
3:28.59	07/19/2008	JPN	KEIJIRO NAKAMURA	200	M.	BACK	BETTY LORENZI	USA	07/06/2012	4:11.77
45.66	06/19/2010	JPN	TOSHIO TAJIMA	50	M.	BRST	OLGA KOKORINA	RUS	09/16/2009	57.24
1:51.79	07/24/2010	USA	FRANK PIEMME	100	M.	BRST	OLGA KOKORINA	RUS	05/31/2009	2:09.75
4:10.75	07/22/2012	USA	AL CRAIG	200	M.	BRST	OLGA KOKORINA	RUS	05/30/2009	4:43.93
45.63	07/03/2010	USA	FRANK PIEMME	50	M.	FLY	LOIS KIVI NOCHMAN	USA	06/07/2009	1:01.94
1:55.18	08/03/2010	USA	THOMAS MAINE	100	M.	FLY	LOIS KIVI NOCHMAN	USA	08/07/2009	2:23.89
4:15.86	07/11/2010	USA	THOMAS MAINE	200	M.	FLY	LOIS KIVI NOCHMAN	USA	07/25/2009	5:07.64
3:51.20	08/03/2010	USA	THOMAS MAINE	200	M.	I.M.	JEAN TROY	USA	06/14/2014	5:01.26
8:21.81	07/11/2010	USA	THOMAS MAINE	400	M.	I.M.	JEAN TROY	USA	06/10/2012	10:45.77
***** MEN *****				90-94	***** WOMEN *****					
40.72	08/11/2003	USA	WOODY BOWERSOCK	50	M.	FREE	OLGA KOKORINA	RUS	06/01/2013	49.68
1:38.05	09/24/2006	JPN	GORO KOBAYASHI	100	M.	FREE	OLGA KOKORINA	RUS	09/05/2013	1:59.86
3:41.77	08/08/2013	USA	WILLARD LAMB	200	M.	FREE	RITA SIMONTON	USA	07/20/2008	4:19.80
8:01.57	08/24/2014	USA	WILLARD LAMB	400	M.	FREE	RITA SIMONTON	USA	08/03/2008	9:04.93
16:28.37	08/09/2013	USA	WILLARD LAMB	800	M.	FREE	RITA SIMONTON	USA	08/14/2008	18:53.58
31:12.82	05/31/2014	USA	WILLARD LAMB	1500	M.	FREE	RITA SIMONTON	USA	06/01/2008	36:02.20
46.82	07/17/2006	JPN	GORO KOBAYASHI	50	M.	BACK	AILEEN SOULE	USA	08/25/1996	1:03.49
1:45.46	08/09/2006	JPN	GORO KOBAYASHI	100	M.	BACK	AILEEN SOULE	USA	08/25/1996	2:23.23
4:05.77	07/16/2007	JPN	GORO KOBAYASHI	200	M.	BACK	WILLY VAN RYSEL	GBR	03/03/2006	5:17.36
57.20	09/25/2005	JPN	HIROMU YOSHIMOTO	50	M.	BRST	OLGA KOKORINA	RUS	09/03/2013	1:03.72
2:15.43	09/19/2005	JPN	HIROMU YOSHIMOTO	100	M.	BRST	OLGA KOKORINA	RUS	06/02/2013	2:27.19
5:17.47	07/18/2005	JPN	HIROMU YOSHIMOTO	200	M.	BRST	OLGA KOKORINA	RUS	06/01/2013	5:21.78
1:00.30	08/11/2003	USA	WALTER PFEIFFER	50	M.	FLY	YONE MURATA	JPN	07/16/2012	1:22.05
2:31.03	08/11/2003	USA	WALTER PFEIFFER	100	M.	FLY	NORA RONAI	BRA	08/06/2014	3:39.01
5:15.79	08/11/2003	USA	WALTER PFEIFFER	200	M.	FLY	NORA RONAI	BRA	08/08/2014	8:52.22
5:02.64	02/29/2004	JPN	TOKUSHI KOMEDA	200	M.	I.M.	RITA SIMONTON	USA	08/16/2008	6:30.12
11:19.91	08/11/2003	USA	WALTER PFEIFFER	400	M.	I.M.	NORA RONAI	BRA	08/05/2014	14:12.52
***** MEN *****				95-99	***** WOMEN *****					
47.43	04/19/2013	AUS	GEORGE CORONES	50	M.	FREE	RITA SIMONTON	USA	06/23/2013	1:04.52
1:57.88	04/20/2013	AUS	GEORGE CORONES	100	M.	FREE	RITA SIMONTON	USA	08/08/2013	2:23.86
5:13.23	08/23/1998	USA	GUS LANGNER	200	M.	FREE	RITA SIMONTON	USA	08/08/2013	5:04.08
11:30.53	08/23/1998	USA	GUS LANGNER	400	M.	FREE	RITA SIMONTON	USA	08/09/2013	10:47.07
22:28.28	08/23/1998	USA	GUS LANGNER	800	M.	FREE	RITA SIMONTON	USA	08/09/2013	21:53.69
47:30.40	08/23/1999	USA	GUS LANGNER	1500	M.	FREE	RITA SIMONTON	USA	06/02/2013	41:39.68
1:01.61	07/16/2010	JPN	TOSHIJI SATO	50	M.	BACK	RITA SIMONTON	USA	08/10/2013	1:14.31
2:22.83	07/18/2010	JPN	TOSHIJI SATO	100	M.	BACK	RITA SIMONTON	USA	08/08/2013	2:42.67
5:30.07	07/17/2010	JPN	TOSHIJI SATO	200	M.	BACK	RITA SIMONTON	USA	06/01/2014	6:17.46
1:10.05	05/18/2013	AUS	GEORGE CORONES	50	M.	BRST	MIEKO NAGAOKA	JPN	09/11/2010	2:24.83
2:40.08	06/20/2010	JPN	HIROMU YOSHIMOTO	100	M.	BRST	MICHIKO HAMURO	JPN	08/23/2014	8:00.98
5:47.31	06/20/2010	JPN	HIROMU YOSHIMOTO	200	M.	BRST				
2:01.41	06/01/2008	USA	WALTER PFEIFFER	50	M.	FLY				
4:09.52	06/01/2008	USA	WALTER PFEIFFER	100	M.	FLY				
14:05.25	06/01/2008	USA	WALTER PFEIFFER	200	M.	FLY				
8:55.97	06/01/2008	USA	WALTER PFEIFFER	200	M.	I.M.				
17:29.20	06/01/2008	USA	WALTER PFEIFFER	400	M.	I.M.				
***** MEN *****				100-104	***** WOMEN *****					
1:31.19	02/01/2014	GBR	JOHN HARRISON	50	M.	FREE	MIEKO NAGAOKA	JPN	03/16/2014	1:41.88
3:23.10	02/01/2014	GBR	JOHN HARRISON	100	M.	FREE	MIEKO NAGAOKA	JPN	03/15/2014	3:45.85
				200	M.	FREE	MIEKO NAGAOKA	JPN	07/21/2014	7:48.76
				400	M.	FREE	MIEKO NAGAOKA	JPN	01/19/2014	16:36.80
				800	M.	FREE	MIEKO NAGAOKA	JPN	06/15/2014	38:04.30
				1500	M.	FREE	MIEKO NAGAOKA	JPN	06/14/2014	74:08.73
1:29.13	05/04/2014	FRA	JEAN LEEMPUT	50	M.	BACK	MIEKO NAGAOKA	JPN	07/18/2014	1:33.89
4:13.84	07/09/1994	USA	TOM LANE	100	M.	BACK	MIEKO NAGAOKA	JPN	09/15/2014	3:39.81
9:04.31	07/09/1994	USA	TOM LANE	200	M.	BACK	MIEKO NAGAOKA	JPN	07/19/2014	8:05.64
				50	M.	BRST				
				100	M.	BRST				
				200	M.	BRST				
				50	M.	FLY				
				100	M.	FLY				
				200	M.	FLY				
				200	M.	I.M.				
				400	M.	I.M.				

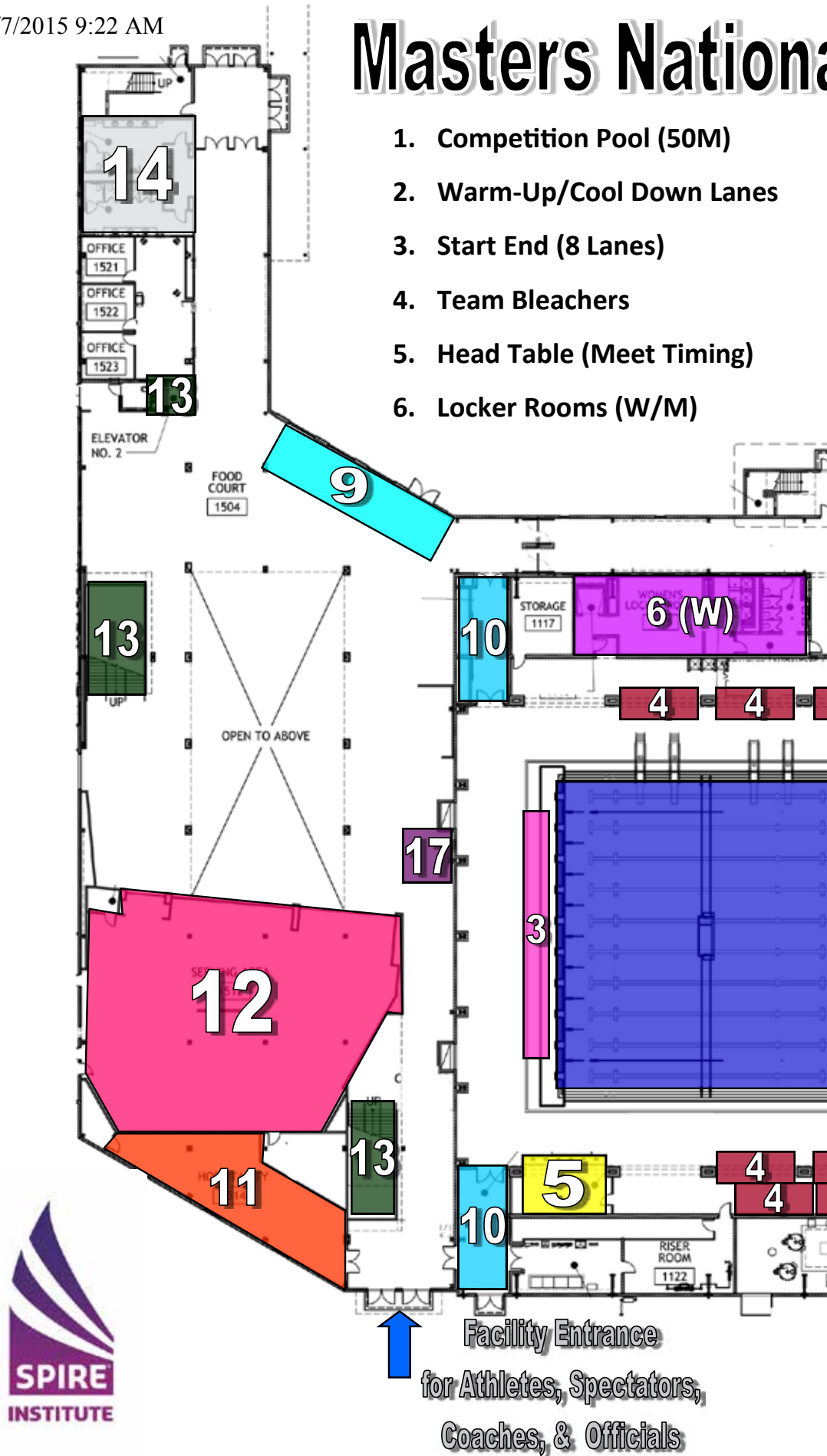
World Records

***** MEN *****		105-109	***** WOMEN *****	
		50 M. FREE		
		100 M. FREE		
		200 M. FREE		
		400 M. FREE		
		800 M. FREE		
		1500 M. FREE		
		50 M. BACK		
		100 M. BACK		
		200 M. BACK		
		50 M. BRST		
		100 M. BRST		
		200 M. BRST		
		50 M. FLY		
		100 M. FLY		
		200 M. FLY		
		200 M. I.M.		
		400 M. I.M.		
***** RELAY 200 M. FREE - WOMEN *****			***** RELAY 200 M. MEDLEY - WOMEN *****	
100-119 GOLD RUSH	JPN 10/08/2006	1:51.41	100-119 SG RUHR	GER 06/20/2014 2:01.73
NAHOMI SHIRATA	AKIKO YAMAMOTO		KARINA KRUGER	SUSANNE HOCK
ARISA NAKAMURA	MIHO OKUHARA		ANNIKA MEISTER	VERA KREUTZENBECK
120-159 TSUNAMI	RUS 06/14/2012	1:50.08	120-159 KONAMI S L	JPN 09/22/2013 2:03.42
EKATERINA YUDINA	OLGA BORISOVA		AYAKO DOI	YOSHIMI MIWA
OXANA BRONITSKAYA	LIUBOV IUDINA		JUNKO ONISHI	JUNKO ISHIKAWA
160-199 TEAM TYR	USA 08/08/2006	1:48.44	160-199 TEAM TYR	USA 08/08/2006 2:04.75
SHERI HART	COLLETTE SAPPEY		JENNIFER STEIN	SUSAN VON DER LIPPE
ANNA PETTIS-SCOTT	SUSAN VON DER LIPPE		BETSY CLEARY	COLLETTE SAPPEY
200-239 CAPE TOWN MASTERS	RSA 03/19/2011	1:56.04	200-239 OREGON MASTERS	USA 08/17/2008 2:10.98
SANDERINA KRUGER	CECILIA STANFORD		KAREN ANDRUS-HUGHES	BECKY OBLETZ
MARCELLE STRAUSS	EDITH OTTERMANN		ARLENE DELMAGE	ROBIN PARISI
240-279 NEW ENGLAND MASTERS	USA 08/07/2014	2:06.42	240-279 NEW ENGLAND MASTERS	USA 08/07/2014 2:24.95
KAREN MAREB	TRACY GRILLI		DIANN UUSTAL	BETH ESTEL
DIANN UUSTAL	JACKI HIRSTY		LAURA DELOREY	JACKI HIRSTY
280-319 VIRGINIA MASTERS SWI	USA 08/15/2014	2:29.97	280-319 SPENCER SWIM TEAM	GBR 10/25/2014 2:51.17
JOHNNIE DETRICK	BETH SCHREINER		JANET BROWN	DIANE FORD
TERRY SUE GAULT	MARCIA BARRY		ALISON GWYNN	JEAN HOWARD-JONES
320-359 BIG YOKOHAMA	JPN 09/21/2013	2:55.78	320-359 BIG YOKOHAMA	JPN 06/23/2013 3:27.07
SHOKO YONEZAWA	MASAE KURATA		SHOKO YONEZAWA	MASAE KURATA
MIEKO KAMOSHITA	SONOE WATANABE		SONOE WATANABE	MIEKO KAMOSHITA
360-399 SUKOYAKA ST	JPN 02/22/2015	5:47.05	360-399	
MASAKO KUSUME	MASAKO OTSUKA			
TOSHIKO AMANO	CHIYOKO TAKIZAWA			
***** RELAY 200 M. FREE - M E N *****			***** RELAY 200 M. MEDLEY - M E N *****	
100-119 MAC-MINA	BRA 11/29/2009	1:31.95	100-119 TROYKA	RUS 04/17/2015 1:44.36
RENE LEITE	RODRIGO TRIVINO		ALEXEY GULAKOV	IGOR GOLOVIN
DANIEL BELINI	PIERO RODIGHERI		ANDREY DENISKO	IVAN KOVALEV
120-159 SP MASTERS	BRA 08/07/2014	1:34.15	120-159 GOLDEN AGE	JPN 09/28/2014 1:45.02
FRANCISO MENEZ PINTO	RODRIGO TRIVINO		SATORU MITA	RYO KOBAYASHI
THIAGO REZZO	RENE LEITE		YASUNORI MATSUMOTO	HIROKI SAKURAI
160-199 TEAM TYR	USA 08/08/2006	1:36.28	160-199 TEAM TYR	USA 08/08/2006 1:47.72
MATTHEW EISENHUTH	JOHN SMITH		RICH SAEGER	GREG RHODENBAUGH
RICHARD SAEGER	PAUL SMITH		PAUL SMITH	JOHN SMITH
200-239 COLORADO	USA 08/08/2006	1:38.24	200-239 COLORADO	USA 08/08/2006 1:50.83
JACK GROSELLE	TRIP HEDRICK		STEVE WOOD	JACK GROSELLE
STEVE WOOD	RICHARD ABRAHAMS		TRIP HEDRICK	RICHARD ABRAHAMS
240-279 OREGON MASTERS	USA 08/16/2008	1:45.90	240-279 NORTH CAROLINA MASTE	USA 08/17/2014 2:01.60
MIKE TENNANT	TOM LANDIS		JONATHAN KLEIN	NEAL VESTAL
ROBERT SMITH	WES EDWARDS		DONALD GILCHRIST	PAUL TREVISAN
280-319 GOLD COAST MASTERS	USA 08/15/2014	1:56.91	280-319 SAN DIEGO SWIM MASTE	USA 08/08/2009 2:16.74
DAVID QUIGGIN	DAVID PAINTER		VINUS VAN BAALEN	PETER ANDERSEN
KEEFE LODWIG	LEE CHILDS		KEEFE LODWIG	DONALD HUBBARD
320-359 JUEI CLUB	JPN 07/21/2003	2:20.89	320-359 KAMAKURA MSC	JPN 07/19/2014 2:45.28
SHOICHI SHIDA	KEIJIRO NAKAMURA		MINORU UEMURA	TAKAO TSUCHIYA
KATSUZO SHIRAYAMA	ISAMU TAMURA		TAKASHI ISHIMOTO	YOSHIHIRO NAKANO
360-399 JUEI CLUB	JPN 03/02/2008	3:08.87	360-399 NISHINOMIYA SUMIRE	JPN 06/20/2009 4:13.40
ISAMU TAMURA	HIDEYA FUJII		TOSHIO YURI	HIROMU YOSHIMOTO
TOKUSHI KOMEDA	HIDEKAZU TAMURA		TAKESHI YASUKAWA	KAZUNAGA AKUTSU

***** RELAY 200 M. FREE - MIXED *****	***** RELAY 200 M. MEDLEY - MIXED *****
100-119 PSV RIENEKE TERINK MARJOLYN WUISMAN	100-119 OAHU CLUB TSUYOSHI KITASHITA KOHEI KAWAMOTO
120-159 SV WASSERFREUNDE 189 SILKE IHSEN NINA-CHRISTIN WINTER	120-159 PHOENIX SWIM CLUB NORIKO INADA MISTY HYMAN
160-199 TEAM TYR JOHN SMITH COLLETTE SAPPEY	160-199 NO STARS VIKTOR AREFIEV STANISLAV KROT
200-239 COLORADO TRIP HEDRICK KATHY GARNIER	200-239 SAN DIEGO SWIM MASTE KARLYN PIPES-NEILSEN SCOTT LAUTMAN
240-279 TAMALPAIS AQUATIC MA RICHARD BURNS BARBARA WHEELER	240-279 TAMALPAIS AQUATIC MA RICHARD BURNS LAURA VAL
280-319 ST KANSAI YOSHIYUKI FUNAHASHI YOSHIKO OSAKI	280-319 ST KANSAI YOSHIKO OSAKI YOSHIYUKI FUNAHASHI
320-359 JUEI CLUB ISAMU TAMURA YURIKO NAGAMATSU	320-359 BIG S YOKOHAMA SHOKO YONEZAWA HIYOSHI MAKIMOTO
360-399 MISSION VIEJO MASTER FRANK PIEMME RITA SIMONTON	360-399 MISSION VIEJO MASTER RITA SIMONTON FRANK PIEMME
NED 09/05/2013 1:41.21 GEERT LANTINK STEFAN OOSTING	JPN 07/17/2006 1:51.99 HITOMI MATSUDA ISUZU MAEDA
GER 08/04/2010 1:42.10 TIMO NOLTE STEPHAN KUNZELMANN	USA 07/08/2012 1:50.77 JEFF COMMINGS JOSE PONCE
USA 08/08/2006 1:42.27 RICH SAEGER SHERI HART	UKR 09/04/2013 1:55.79 SVITLANA BONDARENKO NATALIA GOLUBOVA
USA 08/08/2006 1:44.96 KIM CROUCH RICHARD ABRAHAMS	USA 08/15/2005 2:02.32 CAROLINE KRATTLI VINUS VAN BAALEN
USA 08/04/2011 1:56.00 LAURA VAL TATE HOLT	USA 08/08/2009 2:09.06 KENNETH FROST BARBARA WHEELER
JPN 07/07/2012 2:13.73 FUSAKO HIROOKA KOJI NAKANO	JPN 09/06/2009 2:26.90 YOSHIHIKO OSAKI FUSAKO HIROOKA
JPN 07/17/2006 2:37.10 MIEKO KAMOSHITA KEIJIRO NAKAMURA	JPN 07/20/2014 2:55.98 TETSUO NAKAMARU MIEKO KAMOSHITA
USA 08/09/2013 3:36.78 MAURINE KORNFELD JURGEN SCHMIDT	USA 08/10/2013 4:19.30 JURGEN SCHMIDT MAURINE KORNFELD

Masters National

- 1. Competition Pool (50M)
- 2. Warm-Up/Cool Down Lanes
- 3. Start End (8 Lanes)
- 4. Team Bleachers
- 5. Head Table (Meet Timing)
- 6. Locker Rooms (W/M)

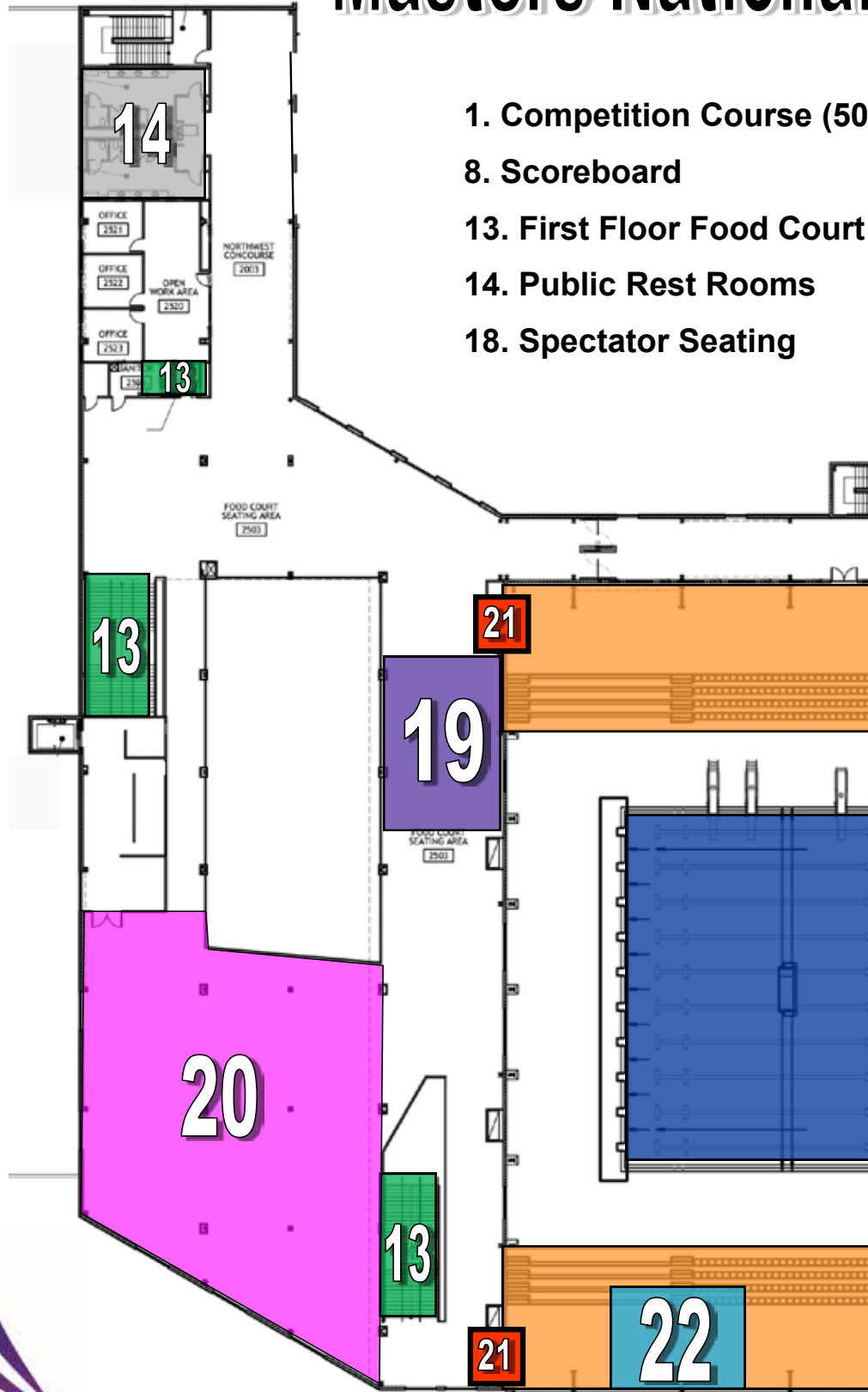


als Facility Layout - Main Level

- 7. Athletic Training
- 8. Scoreboard
- 9. Check-In/Registration
- 10. Deck Access
- 11. Hospitality
- 12. SPIRE Fuel/Concessions
- 13. Second Floor Access
- 14. Public Rest Rooms
- 15. Medical
- 16. Massage
- 17. Waivers



Masters National

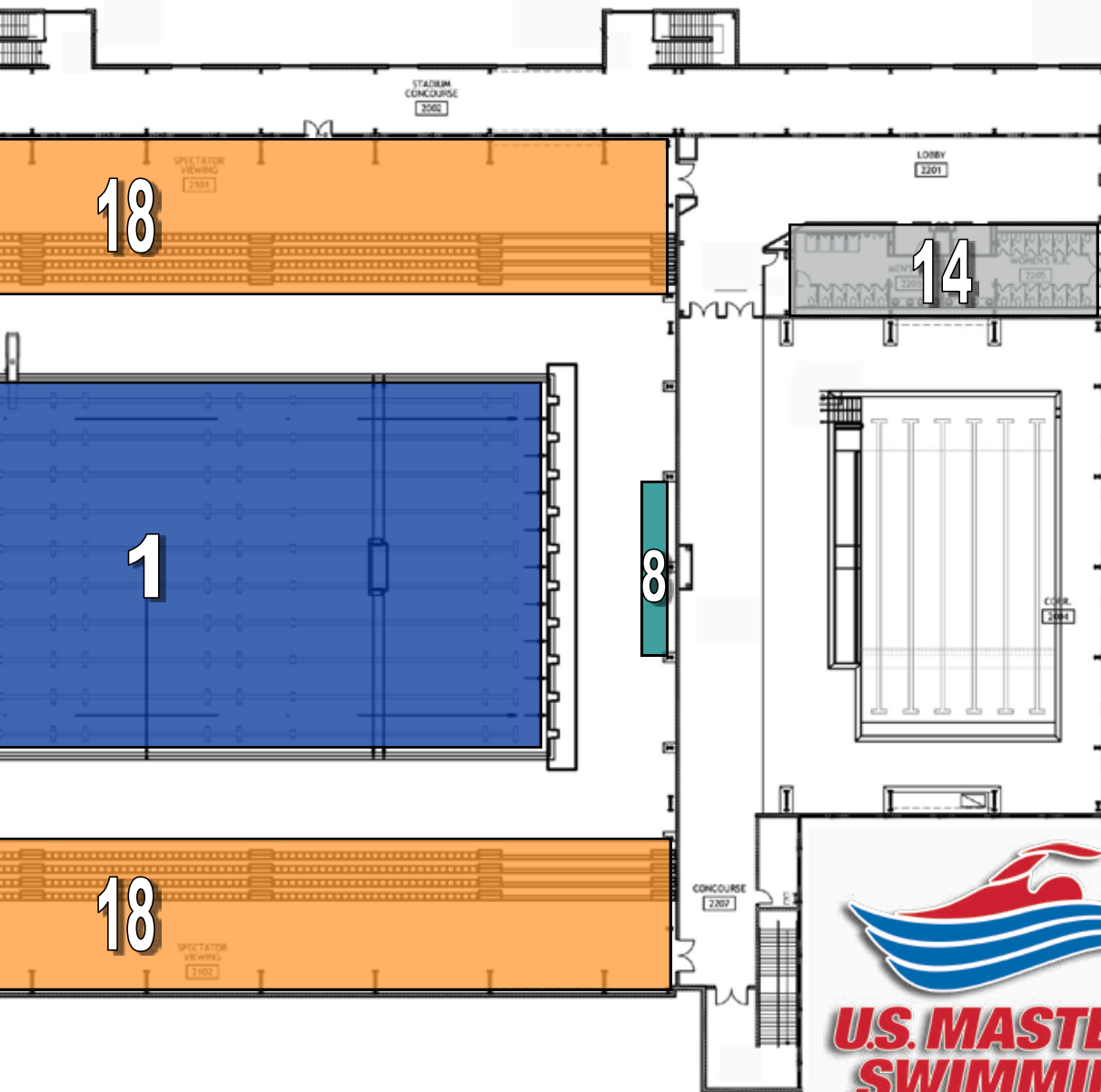


- 1. Competition Course (50)
- 8. Scoreboard
- 13. First Floor Food Court
- 14. Public Rest Rooms
- 18. Spectator Seating



Facility Layout - Second Level

- M) 19. Event Merchandise
- 20. Vendors Space
- Access 21. Balcony Access
- 22. Awards Pick Up



Local Area Map to



Map Legend

- | | | |
|------------------------------------|------------------------------------|----------------------------|
| 1. SPIRE Institute | 8. Best Friends Restaurant | 15. America's Best Value I |
| 2. Old Mill Winery & Restaurant | 9. C Tavern Smokehouse Grille | 16. Sleep Inn and Suites |
| 3. The Winery at Spring Hill | 10. Georgio's Oven Fresh Pizza Co. | 17. Laurello Vineyards |
| 4. Deer's Leap Winery | 11. Mary's Diner | 18. Debonne Vineyards |
| 5. Ferrante Winery and Ristorante | 12. Holiday Inn Express and Suites | 19. M Cellars & Red Eagle |
| 6. Farinacci Winery and Distillery | 13. Hampton Inn | 20. South River Vineyards |
| 7. Chops Grille and Tap House | 14. Ramada Austinburg/Ashtabula | 21. Kosicek Vineyards |

Geneva, Ohio



nn

Distillery



